



**Relative Accuracy Test Audit
Test Report**

**Lansing Board of Water and Light
REO Town Facility
HRSG #1 Stack
Lansing, Michigan
March 2, 2023**

**Report Submittal Date
March 17, 2023**

© Copyright 2023
All rights reserved in
Mostardi Platt

Project No. M230903A

TABLE OF CONTENTS

1.0 EXECUTIVE SUMMARY	1
2.0 TEST METHODOLOGY	2
Method 3A Oxygen (O ₂) Determination.....	2
Method 7E Nitrogen Oxides (NO _x) Determination	3
3.0 TEST RESULT SUMMARIES	4
4.0 CERTIFICATION.....	7
APPENDICES	
Appendix A - Company AETB Certification	9
Appendix B - QI Certification(s) for Field Personnel	12
Appendix C - Test Section Diagram	14
Appendix D - Sample Train Diagram.....	16
Appendix E - Calculation Nomenclature and Formulas	18
Appendix F - Reference Method Test Data (Computerized Sheets).....	25
Appendix G - Continuous Emissions Monitoring System Data and Fuel Analysis	29
Appendix H - Calibration and Response Time Data	33
Appendix I - Calibration Gas Cylinder Data.....	40
Appendix J - NO ₂ to NO Converter Efficiency Test.....	45

1.0 EXECUTIVE SUMMARY

Mostardi Platt conducted a Continuous Emissions Monitoring System (CEMS) Relative Accuracy Test Audit (RATA) test program for Lansing Board of Water and Light at the REO Town Facility in Lansing, Michigan, on the HRSG #1 Stack on March 2, 2023. This report summarizes the results of the test program and test methods used in accordance with the Mostardi Platt Protocol P230903 dated December 1, 2022. Mostardi Platt is a self-certified air emissions testing body (AETB). A copy of Mostardi Platt's self-certification can be found in Appendix A.

The test location, test date, and test parameters are summarized below.

TEST INFORMATION		
Test Location	Test Date	Test Parameters
HRSG #1 Stack	March 2, 2023	Oxygen (O ₂) and Nitrogen Oxides (NO _x)

The purpose of the test program was to determine the relative accuracies of the HRSG #1 Stack O₂ and NO_x analyzers during the specified operating conditions. The test results from this test program indicate that each CEMS component meets the United States Environmental Protection Agency (USEPA) annual performance specification for relative accuracy as published in 40 Code of Federal Regulations Part 75 (40CFR75) and 40 Code of Federal Regulations (40CFR60).

RATA RESULTS						
Test Location	Date	Parameters	Units	Relative Accuracy Acceptance Criteria	Relative Accuracy (RA)	Bias Adjustment Factor (BAF)
HRSG #1 Stack	3/2/2023	NO _x	lb/mmBtu	≤ 7.5% of the mean reference value	4.79%	1.043
		NO _x	ppm @ 15% O ₂	≤ 20.0% of the mean reference value	5.00%	N/A
		O ₂	% dry	≤ 7.5% of the mean reference value	0.00%	N/A

The gas cylinders used to perform the RATA are summarized below.

GAS CYLINDER INFORMATION				
Parameter	Gas Vendor	Cylinder Serial Number	Cylinder Value	Expiration Date
NO _x	Airgas	SG9163528BAL	0 ppm	11/11/2030
NO _x	Airgas	CC140164	12.70 ppm	4/22/2025
NO _x	Airgas	CC432322	25.52 ppm	12/14/2025
O ₂	Airgas	CC140164	0%	4/22/2025
O ₂	Airgas	SG9163528BAL	11.82 %	11/11/2030
O ₂	Airgas	CC446885	22.14 %	3/14/2030

No deviations, additions, or exclusions from the test methods, test protocol, the Mostardi Platt Quality Manual, or the ASTM D7036-12 occurred. The specific test conditions encountered did not interfere with the collection of the data.

The identifications of the individuals associated with the test program are summarized below.

TEST PERSONNEL INFORMATION		
Location	Address	Contact
Test Coordinator	Lansing Board of Water and Light 1232 Haco Drive P.O. Box 13007 Lansing, Michigan 48912	Mr. Nathan Hude Environmental Compliance Specialist (517) 702-6170 nathan.hude@lbwl.com
Test Facility	Lansing Board of Water and Light REO Town Facility 1201 S. Washington Ave. Lansing, Michigan 48917	
Testing Company Supervisor	Mostardi Platt 888 Industrial Drive Elmhurst, Illinois 60126	Daniel Kossack Project Supervisor 630-993-2100 (phone) dkossack@mp-mail.com QI Group V (certified on 11/11/21)
Testing Company Personnel		Pravaek Pradhan Test Technician

Copies of the QI certifications for test personnel are included in Appendix B.

2.0 TEST METHODOLOGY

Emission testing was conducted following the United States Environmental Protection Agency (USEPA) methods specified in 40CFR75 and 40CFR60, Appendix A in addition to the Mostardi Platt Quality Manual and the test protocol. Schematics of the test section diagrams and sampling trains used are included in Appendix C and D respectively. Calculation and nomenclature are included in Appendix E. Copies of analyzer print-outs for each test run are included in Appendix F. CEM data and process data as provided by Lansing Board of Water and Light are included in Appendix G.

The following methodologies were used during the test program:

Method 3A Oxygen (O₂) Determination

Stack gas O₂ concentrations and emission rates were determined in accordance with USEPA Method 3A, 40CFR60, Appendix A. A Servomex analyzer was used to determine the O₂ concentrations in the manner specified in the Method. The instrument has a paramagnetic detector and the O₂ operates in the nominal range of 0% to 25% with the specific range determined by the high-level calibration gas of 22.14%. High-range calibrations were performed using USEPA Protocol gas. Zero nitrogen (a low ppm pollutant in balance nitrogen calibration gases) was introduced during other instrument calibrations to check instrument zero. High- and a mid-range % O₂ levels in balance nitrogen were also introduced. Zero and mid-range calibrations were performed using USEPA Protocol gas after each test run. Copies of the gas cylinder certifications are found in Appendix J. This testing met the performance specifications as outlined in the Method.

Method 7E Nitrogen Oxides (NO_x) Determination

Stack gas NO_x concentrations and emission rates were determined in accordance with USEPA Method 7E, 40CFR60, Appendix A. A Thermo Scientific Model 42i-HL High level Chemiluminescence Nitrogen Oxides Analyzer was used to determine nitrogen oxides concentrations, in the manner specified in the Method. The instrument operated in the nominal range of 0 ppm to 30 ppm with the specific range determined by the high-level span calibration gas of 25.52 ppm.

The Model 42i-HL High level is based on the principle that nitric oxide (NO) and ozone (O₃) react to produce a characteristic luminescence with an intensity linearly proportional to the NO concentration. Infrared light emission results when electronically excited nitrogen dioxide (NO₂) molecules decay to lower energy states. Specifically,



NO₂ must first be transformed into NO before it can be measured using the chemiluminescent reaction. NO₂ is converted to NO by a molybdenum NO₂-to-NO converter heated to about 325 °C. The flue gas air sample is drawn into the Model 42i-HL High level through the sample bulkhead. The sample flows through a particulate filter, a capillary, and then to the mode solenoid valve. The solenoid valve routes the sample either straight to the reaction chamber (NO mode) or through the NO₂-to-NO converter and then to the reaction chamber (NO_x mode).

Dry air enters the Model 42i-HL High level through the dry air bulkhead, through a flow sensor, and then through a silent discharge ozonator. The ozonator generates the necessary ozone concentration needed for the chemiluminescent reaction. The ozone reacts with the NO in the ambient air sample to produce electronically excited NO₂ molecules. A photomultiplier tube (PMT) housed in a thermoelectric cooler detects the NO₂ luminescence.

The NO and NO_x concentrations calculated in the NO and NO_x modes are stored in memory. The difference between the concentrations is used to calculate the NO₂ concentration. The Model 42i-HL High Level outputs NO, NO₂, and NO_x concentrations to both the front panel display and the analog outputs.

Stack gas was delivered to the analyzer via a Teflon® sampling line, heated to a minimum temperature of 250°F. Excess moisture in the stack gas was removed using a refrigerated condenser. The entire system was calibrated in accordance with the Method, using USEPA Protocol gases introduced at the probe, before and after each test run. This testing met the performance specifications as outlined in the Method.

A list of calibration gases used and the results of all calibration and other required quality assurance checks are found in Appendix H. Copies of the gas cylinder certifications are found in Appendix I. The NO₂ to NO converter test can be found in Appendix J. This testing met the performance specifications as outlined in the Method.

3.0 TEST RESULT SUMMARIES

Client: Lansing Board of Water & Light				Location: HRSG #1 Stack						
Facility: REO Town Facility				Date: 3/2/23						
Project #: M230903				Test Method: 7E, 3A						
Fuel Type: Natural Gas				Fuel Factor: 8710						
O2 based NOx lb/mmBtu RATA										
CEM Analyzer Information										
NO_x Monitor/Model:				Thermo Fisher Scientific 41iQ-LS			NO_x Serial # :		12114512141	
O2 Monitor/Model:				Thermo Fisher Scientific 41iQ-LS			O2 Serial # :		12114512141	
1=accept 0=reject	Test Run	Mw	Test Date	Start Time	End Time	RM NO _x lb/MMBtu	CEM NO _x lb/MMBtu	(RM-CEM) Difference (di)	(RM-CEM) Difference ² (di ²)	
1	1	39	03/02/23	07:55	08:15	0.071	0.067	0.004	0.000016	
1	2	39	03/02/23	08:30	08:50	0.070	0.067	0.003	0.000009	
1	3	39	03/02/23	09:05	09:25	0.069	0.067	0.002	0.000004	
1	4	39	03/02/23	09:40	10:00	0.070	0.067	0.003	0.000009	
1	5	39	03/02/23	10:15	10:35	0.070	0.067	0.003	0.000009	
1	6	39	03/02/23	10:50	11:10	0.070	0.067	0.003	0.000009	
0	7	39	03/02/23	11:25	11:45	0.070	0.066	0.004	0.000016	
1	8	39	03/02/23	12:00	12:20	0.069	0.067	0.002	0.000004	
1	9	40	03/02/23	12:35	12:55	0.070	0.067	0.003	0.000009	
1	10	39	03/02/23	13:12	13:32	0.070	0.067	0.003	0.000009	
n						9				
t(0.025)						2.306				
Mean Reference Method Value						0.070		RM avg		
Mean CEM Value						0.067		CEM avg		
Sum of Differences						0.026		di		
Mean Difference						0.003		d		
Sum of Differences Squared						0.000		di²		
Standard Deviation						0.001		sd		
Confidence Coefficient 2.5% Error (1-tail)						0.000		cc		
Relative Accuracy						4.79		RA		
Bias Adjustment Factor						1.043		BAF		

Client: Lansing Board of Water & Light Facility: REO Town Facility Project #: M230903	Location: HRSG #1 Stack Date: 3/2/23 Test Method: 3A
O₂ % (dry) RATA CEM Analyzer Information	

O ₂ Monitor/Model:				Thermo Fisher Scientific 41iQ-LS		O ₂ Serial # :		12114512141	
1=accept 0=reject	Test Run	Mw	Test Date	Start Time	End Time	RM O ₂ % (dry)	CEM O ₂ % (dry)	(RM-CEM) Difference (di)	(RM-CEM) Difference ² (di ²)
1	1	39	03/02/23	07:55	08:15	15.0	15.0	0.0	0.00
1	2	39	03/02/23	08:30	08:50	15.0	15.0	0.0	0.00
1	3	39	03/02/23	09:05	09:25	15.0	15.0	0.0	0.00
1	4	39	03/02/23	09:40	10:00	15.0	15.0	0.0	0.00
1	5	39	03/02/23	10:15	10:35	15.0	15.0	0.0	0.00
1	6	39	03/02/23	10:50	11:10	15.0	15.0	0.0	0.00
1	7	39	03/02/23	11:25	11:45	15.0	15.0	0.0	0.00
1	8	39	03/02/23	12:00	12:20	15.0	15.0	0.0	0.00
1	9	40	03/02/23	12:35	12:55	15.0	15.0	0.0	0.00
0	10	39	03/02/23	13:12	13:32	15.0	15.0	0.0	0.00
n						9			
t(0.025)						2.306			
Mean Reference Method Value						15.000		RM avg	
Mean CEM Value						15.000		CEM avg	
Sum of Differences						0.000		di	
Mean Difference						0.000		d	
Sum of Differences Squared						0.000		di²	
Standard Deviation						0.000		sd	
Confidence Coefficient 2.5% Error (1-tail)						0.000		cc	
Relative Accuracy						0.00		RA	

Client: Lansing Board of Water & Light					Location: HRSG #1 Stack					
Facility: REO Town Facility					Date: 3/2/23					
Project #: M230903					Test Method: 7E, 3A					
NOx ppmvd @ 15% O2 RATA										
CEM Analyzer Information										
NO _x Monitor/Model:					Thermo Fisher Scientific 41iQ-LS		NO _x Serial # :		12114512141	
O ₂ Monitor/Model:					Thermo Fisher Scientific 41iQ-LS		O ₂ Serial # :		12114512141	
1=accept 0=reject	Test Run	Mw	Test Date	Start Time	End Time	RM NOx ppmvd @ 15 %O2	CEM NOx ppmvd @ 15 %O2	(RM-CEM) Difference (di)	(RM-CEM) Difference ² (di ²)	
0	1	39	03/02/23	07:55	08:15	19.2	18.1	1.1	1.21	
1	2	39	03/02/23	08:30	08:50	19.0	18.1	0.9	0.81	
1	3	39	03/02/23	09:05	09:25	18.7	18.1	0.6	0.36	
1	4	39	03/02/23	09:40	10:00	18.9	18.1	0.8	0.64	
1	5	39	03/02/23	10:15	10:35	19.1	18.1	1.0	1.00	
1	6	39	03/02/23	10:50	11:10	19.0	18.1	0.9	0.81	
1	7	39	03/02/23	11:25	11:45	18.9	17.9	1.0	1.00	
1	8	39	03/02/23	12:00	12:20	18.8	18.0	0.8	0.64	
1	9	40	03/02/23	12:35	12:55	18.9	18.2	0.7	0.49	
1	10	39	03/02/23	13:12	13:32	19.1	18.2	0.9	0.81	
n						9				
t(0.975)						2.306				
Mean Reference Method Value						18.933		RM avg		
Mean CEM Value						18.089		CEM avg		
Sum of Differences						7.600		di		
Mean Difference						0.844		d		
Sum of Differences Squared						6.560		di ²		
Standard Deviation						0.133		sd		
Confidence Coefficient 2.5% Error (1-tail)						0.102		cc		
Relative Accuracy						5.00		RA		

4.0 CERTIFICATION

Mostardi Platt is pleased to have been of service to Lansing Board of Water and Light. If you have any questions regarding this test report, please do not hesitate to contact us at 630-993-2100.

As the program manager, I hereby certify that this test report represents a true and accurate summary of emissions test results and the methodologies employed to obtain those results. The test program was performed in accordance with the test protocol, test methods, the Mostardi Platt Quality Manual, and the ASTM D7036-12, as applicable.

MOSTARDI PLATT



Daniel J. Kossack

Program Manager



Scott W. Banach

Quality Assurance

APPENDICES

Appendix A - Company AETB Certification



March 23, 2012

Effective immediately, Mostardi Platt self-certifies that all Part 75 test projects conform to the ASTM D 7036-04 Standard Practice. The following contact information is provided as required by the Standard:

Mostardi Platt
888 Industrial Drive
Elmhurst, Illinois 60126

630-993-2100

tplatt@mp-mail.com

Also, attached is a list of each Qualified Individual (QI) with the type of exam (e.g., Group I, II, III IV and/or V), the date the exam was taken and the name and email address of the exam provider.

Should you have any questions or need additional information, please contact Thomas Platt, P.E. at 630-993-2683.

Approved:

By: 
Robert J. Platt
Chief Executive Officer

888 Industrial Drive
Elmhurst, Illinois 60126
630-993-2100

QSTI AETB Import Data

QJ Last Name [REQUIRED]	QJ First Name [REQUIRED]	QJ Middle Initial	AETB Name [REQUIRED]	AETB Phone Number [REQUIRED]	AETB Email [REQUIRED]	Exam Date mm/dd/yyyy [REQUIRED]	Exam Provider Name [REQUIRED]	Exam Provider Email [REQUIRED]	Comment
Burton	Stuart	L	Mostard Platt	630-993-2100	tplatt@mp-mail.com	1/4/2023	Source Evaluation Society	qstiprogram@gmail.com	Group V (Part 75)
Carlisle	Robert	W	Mostard Platt	630-993-2100	tplatt@mp-mail.com	1/8/2021	Source Evaluation Society	qstiprogram@gmail.com	Group V (Part 75)
Colangelo	Nicholas	C	Mostard Platt	630-993-2100	tplatt@mp-mail.com	2/1/2019	Source Evaluation Society	qstiprogram@gmail.com	Group V (Part 75)
Coleman	Paul	F	Mostard Platt	630-993-2100	tplatt@mp-mail.com	3/15/2018	Source Evaluation Society	qstiprogram@gmail.com	Group V (Part 75)
Crivlare	Jeffrey	M	Mostard Platt	630-993-2100	tplatt@mp-mail.com	1/4/2023	Source Evaluation Society	qstiprogram@gmail.com	Group V (Part 75)
Eldridge	Christopher	S	Mostard Platt	630-993-2100	tplatt@mp-mail.com	2/18/2021	Source Evaluation Society	qstiprogram@gmail.com	Group V (Part 75)
Gross	Jeffrey	M	Mostard Platt	630-993-2100	tplatt@mp-mail.com	11/20/2018	Source Evaluation Society	qstiprogram@gmail.com	Group V (Part 75)
Hendricks	Benjamin	W	Mostard Platt	630-993-2100	tplatt@mp-mail.com	1/30/2020	Source Evaluation Society	qstiprogram@gmail.com	Group V (Part 75)
Howe	Jacob	W	Mostard Platt	630-993-2100	tplatt@mp-mail.com	2/17/2021	Source Evaluation Society	qstiprogram@gmail.com	Group V (Part 75)
Jensen	Christopher	E	Mostard Platt	630-993-2100	tplatt@mp-mail.com	1/4/2023	Source Evaluation Society	qstiprogram@gmail.com	Group V (Part 75)
Jones	Kyle	L	Mostard Platt	630-993-2100	tplatt@mp-mail.com	1/11/2021	Source Evaluation Society	qstiprogram@gmail.com	Group V (Part 75)
Kaschinske	Jordan	R	Mostard Platt	630-993-2100	tplatt@mp-mail.com	1/8/2021	Source Evaluation Society	qstiprogram@gmail.com	Group V (Part 75)
Kossack	Daniel	J	Mostard Platt	630-993-2100	tplatt@mp-mail.com	11/11/2021	Source Evaluation Society	qstiprogram@gmail.com	Group V (Part 75)
Kukla	Joshua	R	Mostard Platt	630-993-2100	tplatt@mp-mail.com	1/4/2019	Source Evaluation Society	qstiprogram@gmail.com	Group V (Part 75)
Lipinski	Michal		Mostard Platt	630-993-2100	tplatt@mp-mail.com	1/31/2020	Source Evaluation Society	qstiprogram@gmail.com	Group V (Part 75)
McGough	Scott	W	Mostard Platt	630-993-2100	tplatt@mp-mail.com	2/27/2018	Source Evaluation Society	qstiprogram@gmail.com	Group V (Part 75)
Panek	Damian	P	Mostard Platt	630-993-2100	tplatt@mp-mail.com	1/19/2021	Source Evaluation Society	qstiprogram@gmail.com	Group V (Part 75)
Peterson	Mark	E	Mostard Platt	630-993-2100	tplatt@mp-mail.com	1/17/2023	Source Evaluation Society	qstiprogram@gmail.com	Group V (Part 75)
Petrovich	William	A	Mostard Platt	630-993-2100	tplatt@mp-mail.com	2/4/2022	Source Evaluation Society	qstiprogram@gmail.com	Group V (Part 75)
Russ	Timothy	E	Mostard Platt	630-993-2100	tplatt@mp-mail.com	4/8/2020	Source Evaluation Society	qstiprogram@gmail.com	Group V (Part 75)
Sands	Stuart	T	Mostard Platt	630-993-2100	tplatt@mp-mail.com	1/5/2023	Source Evaluation Society	qstiprogram@gmail.com	Group V (Part 75)
Sather	Michael	P	Mostard Platt	630-993-2100	tplatt@mp-mail.com	2/7/2020	Source Evaluation Society	qstiprogram@gmail.com	Group V (Part 75)
Simon	Ryan	K	Mostard Platt	630-993-2100	tplatt@mp-mail.com	1/19/2023	Source Evaluation Society	qstiprogram@gmail.com	Group V (Part 75)
Sorce	Angelo	M	Mostard Platt	630-993-2100	tplatt@mp-mail.com	2/18/2022	Source Evaluation Society	qstiprogram@gmail.com	Group V (Part 75)
Trezak	Christopher	S	Mostard Platt	630-993-2100	tplatt@mp-mail.com	4/14/2020	Source Evaluation Society	qstiprogram@gmail.com	Group V (Part 75)

2/21/2023

Appendix B - QI Certification(s) for Field Personnel



Qualified Individual

Daniel J. Kossack

Has satisfactorily completed the requirements of

ASTM D 7036 – 04, Section 8.3

Standard Practice for Competence of Air Emission Testing Bodies

Examinations provided by Source Evaluation Society: www.sesnews.org, (919) 544-6338

All Part 75 test methods, under my supervision, shall conform to the company's Quality Manual and to this practice, in all respects.

Passed Group V on 11/11/2021

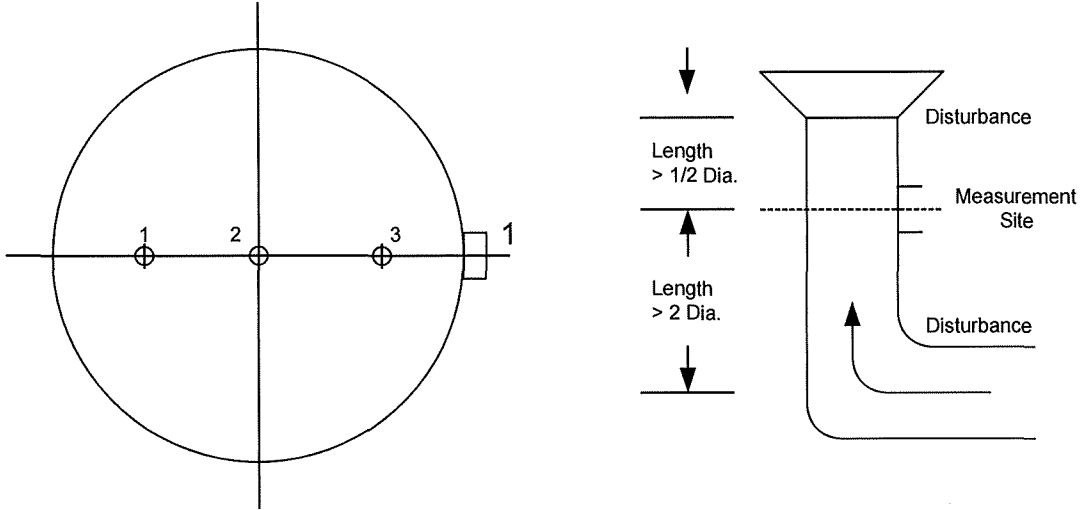
Expiration Date: 11/11/2026

Signature:  Date: November 11, 2021

Quality Manager:  Technical Director: 

Appendix C - Test Section Diagram

GASEOUS TRAVERSE FOR ROUND DUCTS



Job: Lansing Board of Water and Light
REO Town Facility
Lansing, Michigan

Date: March 2, 2023

Test Location: HRSG #1 Stack

Stack Diameter: 9.67 Feet

Stack Area: 73.44 Square Feet

No. Sample Points: 3

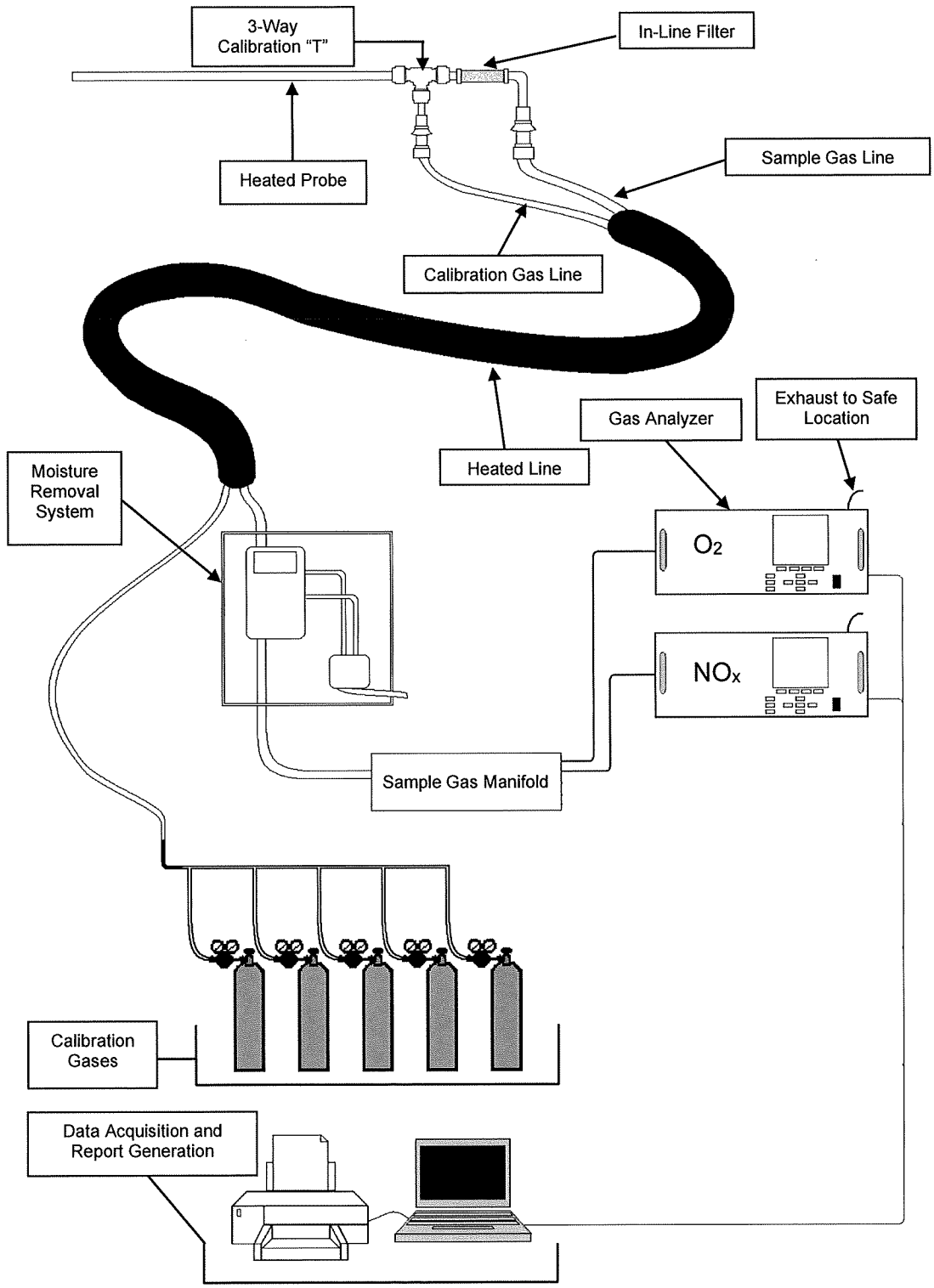
Port Length: 6.5 inches

Distance from Inside Wall
To Traverse Point:

1. 83.3 % of diameter
2. 50.0 % of diameter
3. 16.7 % of diameter

Appendix D - Sample Train Diagram

USEPA Methods 3A and 7E Extractive Gaseous Sampling Diagram



Appendix E - Calculation Nomenclature and Formulas

Client: Lansing Board of Water & Light
Facility: REO Town Facility
Project #: M230903
Test Location: HRSG #1 Stack
Date: 3/2/23

Sample Calculations

$$(19.3 \text{ ppm} - 0.2 \text{ ppm}) \times \frac{\text{NOx ppmvd}}{12.8 \text{ ppm} - 0.2 \text{ ppm}} = 19.2 \text{ ppm}$$

$$(15.00 \% - -0.10 \%) \times \frac{\text{O2 \% (dry)}}{11.80 \% - -0.10 \%} = 15.00 \%$$

$$\begin{aligned}
 &19.2 \text{ ppm} \times (1.194 \times 10^{-7}) = 0.00000229 \text{ lbs/dscf} \\
 &0.00000229 \text{ lbs/dscf} \times 8,710 \text{ dscf/mmBtu} \times \frac{20.9\%}{(20.9\% - 15.00 \%)} \\
 &= 0.071 \text{ NOx lbs/mmBtu}
 \end{aligned}$$

$$19.2 \times \frac{\text{NOx ppmvd @ 15\% O}_2}{((20.9 - 15.0)/(20.9 - 15.0))} = 19.2 \text{ NOx ppmvd @ 15\% O}_2$$

$$C_{\text{gas}} = (C - C_0) \times \frac{C_{\text{ma}}}{C_{\text{m}} - C_0}$$

where:

- C_{gas} = Effluent gas concentration, dry basis, ppm or %
- C = Average gas concentration indicated by gas analyzer, dry basis, ppm or %
- C_0 = Average of initial and final system calibration bias check responses for the zero gas, ppm or %
- C_{m} = Average of initial and final system calibration bias check responses for the upscale calibration gas, ppm or %
- C_{ma} = Actual concentration of the upscale calibration gas, ppm or %

MOSTARDI PLATT

Derivation of Factors Used in Nitrogen Oxides Calculations

Factors for calculating concentration as pounds per dry standard cubic feet:

$$\text{Factor for } C_{\text{NO}_2} \text{ as NO}_2 = \frac{28316.846 \text{ ml/scf}}{4.53592 \times 10^8 \text{ } \mu\text{g/lb}} = 6.242801 \times 10^{-5} \frac{\text{lb/scf}}{\mu\text{g/ml}} \text{ Use } 6.2428 \times 10^{-5}$$

Factors for calculating from parts per million to lb/dscf:

Using 22.414 liters of gas per gram-mole at 0°C and 1 atmosphere pressure,

One pound-mole of gas is contained in 359.04765 ft³ at 32°F and 29.92 in. Hg, or 385.31943 ft³ at 68°F and 29.92 in. Hg

$$\text{ppm} \times \frac{\text{Mw/lb-mole}}{385.31943 \text{ dscf/lb-mole} \times 10^6} = \text{lb/dscf}$$

Where Mw = pollutant molecular weight; NO₂ = 46.0055 lb/lb-mole

$$\text{Factor for ppm NO}_x = \frac{1}{46.0055 \times 2.5952494 \times 10^{-9}} = 8.3755 \times 10^6 \text{ dscf/lb}$$

Use 8.3755 × 10⁶

MOSTARDI PLATT

ppm Conversion Calculations and Factors

ppm to lbs/scf

$$(\text{ppm } X) \times (\text{conversion factor } X) = X \text{ lbs/scf}$$

lbs/scf to lbs/hr

Dry ppm's with dry flow, and wet ppm's with wet flow.

$$(X \text{ lbs/scf}) \times (\text{airflow scf/min}) \times (60 \text{ min/hr}) = X \text{ lbs/hr}$$

lbs/scf to lbs/mmBtu

Dry ppm's with dry diluent, and wet ppm's with wet diluent.

$$\text{CO}_2 - (X \text{ lbs/scf}) \times (F_c) \times (100/\text{CO}_2) = X \text{ lbs/mmBtu}$$

$$\text{O}_2 - (X \text{ lbs/scf}) \times (F_d) \times (20.9/(20.9-\text{O}_2)) = X \text{ lbs/mmBtu}$$

Conversion Factors

$$\text{NO}_x - 1.19396 \times 10^{-7}$$

$$\text{SO}_2 - 1.6625 \times 10^{-7}$$

$$\text{CO} - 7.2664 \times 10^{-8}$$

$$\text{CH}_4 - 4.1637 \times 10^{-8}$$

$$\text{C}_3\text{H}_8 - 1.1419 \times 10^{-7}$$

MOSTARDI PLATT

Emission Rate Calculations

A pollutant emission rate (E), expressed as pounds of pollutant per million Btu heat input from the fuel combusted can be calculated by several methods as follows:

- A. $C = C_s/7000$ where, C = pollutant concentration, lb/dscf
 c_s = pollutant concentration, grains/dscf
- B. If fuel flow is monitored and the fuel combusted during the test is sampled and analyzed for gross calorific value, then:

$$E = \frac{Q_{sd}C}{\text{fuel flow rate (lb/hr) GCV}} \times 10^6$$

Where E = lbs per million Btu
 GCV = gross calorific value, Btu/lb
 Q_{sd} = dry volumetric gas flow at standard conditions, dscf/hr

- C. If an integrated gas sample is taken during the test and analyzed for %CO₂ or %O₂, dry basis by volume, with an approved USEPA Method 3 or 3A gas analyzer, then

$$E = CF_c \frac{100}{\%CO_2} \text{ or } E = CF_d \frac{20.9}{(20.9 - \%O_2)}$$

Where %CO₂ and %O₂ are expressed as percent values:

F_c = a factor representing a ratio of the volume of carbon dioxide generated to the calorific value of the specified fuel type combusted in Figure 1.

F_d = a factor representing a ratio of the volume of dry flue gases generated to the calorific value of the specified fuel type combusted in Figure 1.

Fuel Type	F_d	F_c	Fuel Type	F_d	F_c
Coal, Anthracite	10100	1970	Fuel Oil	9190	1420
Coal, Bituminous	9780	1800	Municipal	9570	1820
Coal, Lignite	9860	1910	Natural Gas	8710	1040
Coal, Sub-Bituminous	9820	1840	Wood	9240	1830

Figure 1. Fuel Type

- D. If fuel sample increments are taken and composited during the test and an ultimate analysis is performed and the GCV is determined, then

$$F_c = \frac{321 \times 10^3(\%C)}{GCV} \text{ where } \%C = \text{Carbon content by weight expressed as percent}$$

$$F_d = \frac{[3.64(\%H) + 1.53(\%C) + 0.57(\%S) + 0.14(\%N) - 0.46(\%O_2)]}{GCV} \times 10^6$$

H = Hydrogen, percent; C = Carbon, percent; S = Sulfur, percent; N = Nitrogen, percent; O = Oxygen, percent

MOSTARDI PLATT

Relative Accuracy Test Audit (RATA) Calculations and Bias Adjustment Factor Calculation

Mean Difference

$$\bar{d} = \frac{1}{n} \sum_{i=1}^n d_i$$

Standard Deviation

$$Sd = \left[\frac{\sum_{i=1}^n d_i^2 - \frac{[\sum_{i=1}^n d_i]^2}{n}}{n-1} \right]^{1/2}$$

Confidence Coefficient

$$CC = t_{0.025} \frac{Sd}{\sqrt{n}}$$

Relative Accuracy

$$RA = \frac{|\bar{d}| + |CC|}{RM\ avg} \times 100$$

Bias Adjustment Factor

$$BAF = 1 + \frac{|\bar{d}|}{CEM\ avg}$$

MOSTARDI PLATT

Pollutant Concentration Correction 15% for Percent Oxygen

$$C_{adj} = C_d \frac{20.9 - 15\%}{20.9 - \%O_2}$$

where:

C_{adj} = Pollutant concentration corrected to percent O₂

20.9-15% = Percent O₂, the defined O₂ correction value, percent

20.9 = Percent O₂ in air

%O₂ = Measured O₂ concentration dry basis, percent

C_d = Pollutant concentration measured, dry basis, ppm.

Appendix F - Reference Method Test Data (Computerized Sheets)

Client: Lansing Board of Water & Light
Facility: REO Town Facility
Project #: M230903
Test Location: HRSG #1 Stack
Date: 3/2/23

Run 1			Run 2		
<u>Time</u>	<u>NOx ppmvd</u>	<u>O2 % (dry)</u>	<u>Time</u>	<u>NOx ppmvd</u>	<u>O2 % (dry)</u>
7:55	19.40	15.00	8:30	19.50	15.00
7:56	19.40	15.00	8:31	19.50	15.00
7:57	19.40	15.00	8:32	19.60	15.00
7:58	19.60	15.00	8:33	19.60	15.00
7:59	19.40	15.00	8:34	19.60	15.00
8:00	19.40	15.00	8:35	19.70	15.00
8:01	19.30	15.00	8:36	19.60	15.00
8:02	19.30	15.00	8:37	19.70	15.00
8:03	19.30	15.00	8:38	19.70	15.00
8:04	19.10	15.00	8:39	19.20	15.00
8:05	18.90	15.00	8:40	18.90	15.00
8:06	18.80	15.00	8:41	18.90	15.00
8:07	18.90	15.00	8:42	18.90	15.00
8:08	18.90	15.00	8:43	18.80	15.00
8:09	18.90	15.00	8:44	18.80	15.00
8:10	18.80	15.00	8:45	18.70	15.00
8:11	19.30	15.00	8:46	18.80	15.00
8:12	19.60	15.00	8:47	18.70	15.00
8:13	19.70	15.00	8:48	18.80	15.00
8:14	19.70	15.00	8:49	18.90	15.00
8:15	19.60	15.00	8:50	18.70	15.00
Average	19.27	15.00	Average	19.17	15.00

Run 3			Run 4		
<u>Time</u>	<u>NOx ppmvd</u>	<u>O2 % (dry)</u>	<u>Time</u>	<u>NOx ppmvd</u>	<u>O2 % (dry)</u>
9:05	18.60	15.00	9:40	18.80	15.00
9:06	18.70	15.00	9:41	18.70	15.00
9:07	18.70	15.00	9:42	18.70	15.00
9:08	18.70	15.00	9:43	18.70	15.00
9:09	18.70	15.00	9:44	18.80	15.00
9:10	18.90	15.00	9:45	18.90	15.00
9:11	18.90	15.00	9:46	18.80	15.00
9:12	18.90	15.00	9:47	18.80	15.00
9:13	18.90	15.00	9:48	19.00	15.00
9:14	18.90	15.00	9:49	19.00	15.00
9:15	18.90	15.00	9:50	19.00	15.00
9:16	18.90	15.00	9:51	18.90	15.00
9:17	18.90	15.00	9:52	18.90	15.00
9:18	18.80	15.00	9:53	18.90	15.00
9:19	18.90	15.00	9:54	18.90	15.00
9:20	18.80	15.00	9:55	18.90	15.00
9:21	18.90	15.00	9:56	19.20	15.00
9:22	18.90	15.00	9:57	19.50	15.00
9:23	18.90	15.00	9:58	19.50	15.00
9:24	18.80	15.00	9:59	19.50	15.00
9:25	18.80	15.00	10:00	19.40	15.00
Average	18.83	15.00	Average	18.99	15.00

Client: Lansing Board of Water & Light
Facility: REO Town Facility
Project #: M230903
Test Location: HRSG #1 Stack
Date: 3/2/23

Run 5			Run 6		
<u>Time</u>	<u>NOx ppmvd</u>	<u>O2 % (dry)</u>	<u>Time</u>	<u>NOx ppmvd</u>	<u>O2 % (dry)</u>
10:15	19.30	15.00	10:50	18.60	15.00
10:16	19.30	15.00	10:51	18.60	15.00
10:17	19.40	15.00	10:52	18.70	15.00
10:18	19.40	15.00	10:53	18.70	15.00
10:19	19.30	15.00	10:54	18.80	15.00
10:20	19.40	15.00	10:55	18.80	15.00
10:21	19.50	15.00	10:56	18.90	15.00
10:22	19.50	15.00	10:57	18.80	15.00
10:23	19.40	15.00	10:58	19.00	15.00
10:24	19.20	15.00	10:59	18.90	15.00
10:25	18.80	15.00	11:00	18.90	15.00
10:26	18.80	15.00	11:01	18.90	15.00
10:27	18.80	15.00	11:02	18.80	15.00
10:28	18.80	15.00	11:03	18.90	15.00
10:29	18.80	15.00	11:04	18.90	15.00
10:30	18.90	15.00	11:05	18.90	15.00
10:31	18.80	15.00	11:06	18.70	15.00
10:32	18.80	15.00	11:07	19.20	15.00
10:33	18.60	15.00	11:08	19.30	15.00
10:34	18.50	15.00	11:09	19.50	15.00
10:35	18.80	15.00	11:10	19.40	15.00
Average	19.05	15.00	Average	18.91	15.00

Run 7			Run 8		
<u>Time</u>	<u>NOx ppmvd</u>	<u>O2 % (dry)</u>	<u>Time</u>	<u>NOx ppmvd</u>	<u>O2 % (dry)</u>
11:25	18.60	15.00	12:00	18.30	15.00
11:26	18.70	15.00	12:01	18.40	15.00
11:27	18.80	15.00	12:02	18.50	15.00
11:28	18.80	15.00	12:03	18.70	15.00
11:29	18.90	15.00	12:04	18.80	15.00
11:30	18.80	15.00	12:05	18.70	15.00
11:31	18.70	15.00	12:06	18.70	15.00
11:32	18.80	15.00	12:07	18.70	15.00
11:33	18.80	15.00	12:08	18.70	15.00
11:34	18.80	15.00	12:09	18.90	15.00
11:35	18.80	15.00	12:10	18.70	15.00
11:36	18.90	15.00	12:11	18.80	15.00
11:37	18.70	15.00	12:12	18.70	15.00
11:38	18.90	15.00	12:13	18.60	15.00
11:39	18.70	15.00	12:14	18.80	15.00
11:40	18.80	15.00	12:15	18.60	15.00
11:41	18.90	15.00	12:16	19.10	15.00
11:42	19.10	15.00	12:17	19.20	15.00
11:43	18.80	15.00	12:18	19.40	15.00
11:44	18.80	15.00	12:19	19.30	15.00
11:45	18.90	15.00	12:20	19.20	15.00
Average	18.81	15.00	Average	18.80	15.00

Client: Lansing Board of Water & Light
Facility: REO Town Facility
Project #: M230903
Test Location: HRSG #1 Stack
Date: 3/2/23

Run 9			Run 10		
<u>Time</u>	<u>NOx ppmvd</u>	<u>O2 % (dry)</u>	<u>Time</u>	<u>NOx ppmvd</u>	<u>O2 % (dry)</u>
12:35	18.60	15.00	13:12	18.70	15.00
12:36	18.70	15.00	13:13	18.80	15.00
12:37	18.80	15.00	13:14	18.80	15.00
12:38	18.80	15.00	13:15	18.90	15.00
12:39	18.70	15.00	13:16	18.90	15.00
12:40	18.70	15.00	13:17	19.00	15.00
12:41	18.70	15.00	13:18	18.90	15.00
12:42	18.80	15.00	13:19	19.00	15.00
12:43	18.70	15.00	13:20	19.00	15.00
12:44	18.80	15.00	13:21	19.00	15.00
12:45	18.80	15.00	13:22	18.90	15.00
12:46	18.90	15.00	13:23	18.80	15.10
12:47	18.90	15.00	13:24	18.90	15.10
12:48	18.80	15.00	13:25	18.90	15.00
12:49	18.70	15.00	13:26	19.00	15.00
12:50	18.80	15.00	13:27	18.80	15.00
12:51	19.10	15.00	13:28	19.30	15.00
12:52	19.30	15.00	13:29	19.20	15.00
12:53	19.40	15.00	13:30	19.30	15.00
12:54	19.40	15.00	13:31	19.30	15.00
12:55	19.40	15.00	13:32	19.30	15.00
Average	18.90	15.00	Average	18.99	15.01

Appendix G - Continuous Emissions Monitoring System Data and Fuel Analysis

RATA Test - Part 75

Plant: LREO Source: OSTG1

Parameter: NOX#/MM
 Effective Date/Time: 03/02/2023 14:32
 Monitoring System ID: 101
 Test Reason: QA-Periodic Quality Assurance
 Overall RA: 4.79
 CEMS Time Offset :
 Test Comment:

Unit of Measure: LB/MMBTU
 Test Number: XML (101-Q1-2023-001) / EDR (1)
 Frequency: 4QTRS
 Test Result: Passed
 Overall BAF: 1.043

Operating Level: Normal	Level BAF: 1.043	APS Indicator: False	Report in EDR: Y
Mean CEMS: 0.06700	Relative Accuracy: 4.79	tValue: 2.306	Use BAF: Y
Mean Reference: 0.07000	Standard Deviation: 0.00100	Avg Load: 39	Reference Method: 7E,3A
Mean Difference: 0.00300	Confidence Coefficient: 0.00000		

Run	Started	Ended	Reference Value	CEMS Value	Difference	Load	Use
1	03/02/2023 07:55	03/02/2023 08:15	0.071	0.067	0.004	39	Y
2	03/02/2023 08:30	03/02/2023 08:50	0.070	0.067	0.003	39	Y
3	03/02/2023 09:05	03/02/2023 09:25	0.069	0.067	0.002	39	Y
4	03/02/2023 09:40	03/02/2023 10:00	0.070	0.067	0.003	39	Y
5	03/02/2023 10:15	03/02/2023 10:35	0.070	0.067	0.003	39	Y
6	03/02/2023 10:50	03/02/2023 11:10	0.070	0.067	0.003	39	Y
7	03/02/2023 11:25	03/02/2023 11:45	0.070	0.066	0.004	39	
8	03/02/2023 12:00	03/02/2023 12:20	0.069	0.067	0.002	39	Y
9	03/02/2023 12:35	03/02/2023 12:55	0.070	0.067	0.003	40	Y
10	03/02/2023 13:12	03/02/2023 13:32	0.070	0.067	0.003	39	Y

Air Emissions Testing Data

QI Name:	Kossack, Daniel J	AETB Name:	Mostardi Platt
Exam Date:	11/11/2021	AETB Phone Number:	630-993-2100
Provider Name:	SES	AETB Email:	tplatt@mp-mail.com
Provider Email:	qstiprogram@gmail.com		

RATA Test - Permit

Plant: LREO Source: OSTG1

Parameter: O2
 Effective Date/Time: 03/02/2023 14:32
 Test Result: Passed
 Overall RA: 0.00
 CEMS Time Offset :
 Test Comment:

RA Calc Method: Standard Equation

Operating Level: Normal	Relative Accuracy: 0.00	APS Indicator: False
Mean CEMS: 15.00000	Standard Deviation: 0.00000	tValue: 2.306
Mean Reference: 15.00000	Confidence Coefficient: 0.00000	Avg Load: 39
Mean Difference: 0.00000		

Run	Started	Ended	Reference Value	CEMS Value	Difference	Load	Use
1	03/02/2023 07:55	03/02/2023 08:15	15.0	15.0	0.0	39	Y
2	03/02/2023 08:30	03/02/2023 08:50	15.0	15.0	0.0	39	Y
3	03/02/2023 09:05	03/02/2023 09:25	15.0	15.0	0.0	39	Y
4	03/02/2023 09:40	03/02/2023 10:00	15.0	15.0	0.0	39	Y
5	03/02/2023 10:15	03/02/2023 10:35	15.0	15.0	0.0	39	Y
6	03/02/2023 10:50	03/02/2023 11:10	15.0	15.0	0.0	39	Y
7	03/02/2023 11:25	03/02/2023 11:45	15.0	15.0	0.0	39	Y
8	03/02/2023 12:00	03/02/2023 12:20	15.0	15.0	0.0	39	Y
9	03/02/2023 12:35	03/02/2023 12:55	15.0	15.0	0.0	40	Y
10	03/02/2023 13:12	03/02/2023 13:32	15.0	15.0	0.0	39	

Air Emissions Testing Data

QI Name: Kossack, Daniel J	AETB Name: Mostardi Platt
Exam Date: 11/11/2021	AETB Phone Number: 630-993-2100
Provider Name: SES	AETB Email: tplatt@mp-mail.com
Provider Email: qstiprogram@gmail.com	

RATA Test - Permit

Plant: LREO Source: OSTG1

Parameter: NOXPPMC

Effective Date/Time: 03/02/2023 14:32

Test Result: Passed

Overall RA: 5.00

RA Calc Method: Standard Equation

CEMS Time Offset :

Test Comment:

Operating Level: Normal

APS Indicator: False

Mean CEMS: 18.08900

Relative Accuracy: 5.00

tValue: 2.306

Mean Reference: 18.93300

Standard Deviation: 0.13300

Avg Load: 39

Mean Difference: 0.84400

Confidence Coefficient: 0.10200

Run	Started	Ended	Reference Value	CEMS Value	Difference	Load	Use
1	03/02/2023 07:55	03/02/2023 08:15	19.2	18.1	1.1	39	
2	03/02/2023 08:30	03/02/2023 08:50	19.0	18.1	0.9	39	Y
3	03/02/2023 09:05	03/02/2023 09:25	18.7	18.1	0.6	39	Y
4	03/02/2023 09:40	03/02/2023 10:00	18.9	18.1	0.8	39	Y
5	03/02/2023 10:15	03/02/2023 10:35	19.1	18.1	1.0	39	Y
6	03/02/2023 10:50	03/02/2023 11:10	19.0	18.1	0.9	39	Y
7	03/02/2023 11:25	03/02/2023 11:45	18.9	17.9	1.0	39	Y
8	03/02/2023 12:00	03/02/2023 12:20	18.8	18.0	0.8	39	Y
9	03/02/2023 12:35	03/02/2023 12:55	18.9	18.2	0.7	40	Y
10	03/02/2023 13:12	03/02/2023 13:32	19.1	18.2	0.9	39	Y

Air Emissions Testing Data

QI Name: Kossack, Daniel J

AETB Name: Mostardi Platt

Exam Date: 11/11/2021

AETB Phone Number: 630-993-2100

Provider Name: SES

AETB Email: tplatt@mp-mail.com

Provider Email: qstiprogram@gmail.com

Appendix H - Calibration and Response Time Data

Client: Lansing Board of Water & Light
 Facility: REO Town Facility
 Project #: M230903
 Test Location: HRSG #1 Stack
 Date: 3/2/2023
 Operator: DJK

Box Truck:	BT21		
Probe Length:	10.0	ft	Point Markings (including port length):
Probe Type:	Extractive		Point #
Sample Plane:	Horizontal		Inches
Port Length:	6.5	in.	1
Port Size (diameter):	6	in.	2
Port Type:	Flange		3
Duct Shape:	Circular		
Diameter:	9.67	ft	
Duct Area:	73.44	Sq. Ft.	
Upstream Diameters:	> 0.5		Minimum Upstream Distance
Downstream Diameters:	> 2.0		4.8 Feet
Number of Ports Sampled:	1		Minimum Downstream Distance
Number of Points per Port:	3		19.3 Feet
Total Number of Traverse Points:	3		Ideal Upstream Distance
			19.3 Feet
			Ideal Downstream Distance
			77.4 Feet

Calibration Gases

Type	Setting	Cylinder ID	Cylinder Value	Analyzer Response	Difference, % of Span	Expiration Date	Mid cylinder % of high cylinder	Final Bottle Pressure, PSI
NOx ppmvd	Zero	SG9163528BAL	0	0.10	-0.39%	11/11/2030		>500
	Mid	CC140164	12.70	12.70	0.00%	4/22/2025	49.76%	>500
	High	CC432322	25.52	25.60	-0.31%	12/14/2025		>500
O2 % (dry)	Zero	CC140164	0	0.00	0.00%	4/22/2025		>500
	Mid	SG9163528BAL	11.82	11.90	-0.36%	11/11/2030	53.39%	>500
	High	CC446885	22.14	22.20	-0.27%	3/14/2030		>500

Analyzer and Span Data

Type	CEM Analyzer Model	CEM Analyzer s/n	CEM Gas Span
NOx ppmvd	Thermo Fisher Scientific 41iQ-LS	12114512141	30
O2 % (dry)	Thermo Fisher Scientific 41iQ-LS	12114512141	25

Response Time Data

Type	RM Analyzer Make/Model	RM Analyzer s/n	Analyzer Span	RM Gas Span
NOx ppmvd	Thermo 421	1324958972	100	25.52
O2 % (dry)	Servomex 1440	01440D1/3950	25	22.14
		Start	95% Response	Time (min)
Upscale				1
Downscale				1

Client: Lansing Board of Water & Light
 Facility: REO Town Facility
 Fuel Type: Natural Gas
 Fuel Factor: 8710
 Diluent: O2 %

Test Location: HRSG #1 Stack
 Date: 3/2/23
 Operator: DJK
 Project #: M230903
 O2 % Correction: 15

NOx ppmvd Correction Data

Run #	Cma	Precal	Postcal	Pre zero	Post zero	Co	Cm	C	Cgas	Span Bias	Span Drift	Zero Bias	Zero Drift
1	12.70	12.70	12.90	0.10	0.20	0.15	12.80	19.27	19.2	-0.78	0.78	-0.39	0.39
2	12.70	12.90	12.90	0.20	0.20	0.20	12.90	19.17	19.0	-0.78	0.00	-0.39	0.00
3	12.70	12.90	12.80	0.20	0.20	0.20	12.85	18.83	18.7	-0.39	-0.39	-0.39	0.00
4	12.70	12.80	12.80	0.20	0.20	0.20	12.80	18.99	18.9	-0.39	0.00	-0.39	0.00
5	12.70	12.80	12.70	0.20	0.20	0.20	12.75	19.05	19.1	0.00	-0.39	-0.39	0.00
6	12.70	12.70	12.70	0.20	0.20	0.20	12.70	18.91	19.0	0.00	0.00	-0.39	0.00
7	12.70	12.70	12.70	0.20	0.20	0.20	12.70	18.81	18.9	0.00	0.00	-0.39	0.00
8	12.70	12.70	12.80	0.20	0.10	0.15	12.75	18.80	18.8	-0.39	0.39	0.00	-0.39
9	12.70	12.80	12.70	0.10	0.20	0.15	12.75	18.90	18.9	0.00	-0.39	-0.39	0.39
10	12.70	12.70	12.70	0.20	0.20	0.20	12.70	18.99	19.1	0.00	0.00	-0.39	0.00

O2 % (dry) Correction Data

Run #	Cma	Precal	Postcal	Pre zero	Post zero	Co	Cm	C	Cgas	Span Bias	Span Drift	Zero Bias	Zero Drift
1	11.82	11.80	11.80	-0.10	-0.10	-0.10	11.80	15.00	15.0	0.45	0.00	0.45	0.00
2	11.82	11.80	11.80	-0.10	-0.10	-0.10	11.80	15.00	15.0	0.45	0.00	0.45	0.00
3	11.82	11.80	11.80	-0.10	-0.10	-0.10	11.80	15.00	15.0	0.45	0.00	0.45	0.00
4	11.82	11.80	11.80	-0.10	-0.10	-0.10	11.80	15.00	15.0	0.45	0.00	0.45	0.00
5	11.82	11.80	11.80	-0.10	-0.10	-0.10	11.80	15.00	15.0	0.45	0.00	0.45	0.00
6	11.82	11.80	11.80	-0.10	-0.10	-0.10	11.80	15.00	15.0	0.45	0.00	0.45	0.00
7	11.82	11.80	11.80	-0.10	-0.10	-0.10	11.80	15.00	15.0	0.45	0.00	0.45	0.00
8	11.82	11.80	11.80	-0.10	-0.10	-0.10	11.80	15.00	15.0	0.45	0.00	0.45	0.00
9	11.82	11.80	11.80	-0.10	-0.10	-0.10	11.80	15.00	15.0	0.45	0.00	0.45	0.00
10	11.82	11.80	11.80	-0.10	-0.10	-0.10	11.80	15.01	15.0	0.45	0.00	0.45	0.00

Cma = Concentration of Cal Gas C = Average value of test Co = Average Pre and Post Zero
 Cm = Average Pre and Post Span Cgas = Corrected gas value of test

Calibration Corrected Data

Run #	Run Date	Start Time	End Time	NOx ppmvd	NOx ppmvd @ 15% O2	O2 % (dry)	O2 based NOx lb/mmBtu
1	3/2/23	7:55	8:15	19.2	19.2	15.0	0.071
2	3/2/23	8:30	8:50	19.0	19.0	15.0	0.070
3	3/2/23	9:05	9:25	18.7	18.7	15.0	0.069
4	3/2/23	9:40	10:00	18.9	18.9	15.0	0.070
5	3/2/23	10:15	10:35	19.1	19.1	15.0	0.070
6	3/2/23	10:50	11:10	19.0	19.0	15.0	0.070
7	3/2/23	11:25	11:45	18.9	18.9	15.0	0.070
8	3/2/23	12:00	12:20	18.8	18.8	15.0	0.069
9	3/2/23	12:35	12:55	18.9	18.9	15.0	0.070
10	3/2/23	13:12	13:32	19.1	19.1	15.0	0.070

Client: Lansing Board of Water & Light
 Facility: REO Town Facility
 Test Location: HRSG #1 Stack
 Date: 3/2/23
 Project #: M230903

Linearity Cal/Pre 1 Cal

<u>Time</u>	<u>NOx ppmvd</u>		<u>O2 % (dry)</u>	
7:15	25.60	ih	0.00	iz
7:16	18.40		13.40	
7:17	0.20		22.40	
7:18	0.10	iz	22.20	ih
7:19	1.40		8.90	
7:20	11.30		0.00	
7:21	13.20		0.00	
7:22	12.70	im	0.00	
7:23	9.10		8.00	
7:24	0.10		11.90	im
7:25	0.00		12.00	
7:26	0.40		14.80	
7:27	1.10		18.20	
7:28	0.40		21.00	
7:29	2.60		11.20	
7:30	12.20		0.20	
7:31	5.20		16.70	
7:32	15.50		15.70	
7:33	17.30		14.30	
7:34	13.80		0.00	
7:35	12.40		-0.10	
7:36	12.50		-0.10	
7:37	12.60		-0.10	
7:38	12.70	m	-0.10	z
7:39	12.60		0.70	
7:40	3.50		11.80	
7:41	0.10	z	11.80	m

Client: Lansing Board of Water & Light
Facility: REO Town Facility
Project #: M230903
Test Location: HRSG #1 Stack
Date: 3/2/23

Post 1/Pre 2					Post 2/Pre 3				
<u>Time</u>	<u>NOx ppmvd</u>		<u>O2 % (dry)</u>		<u>Time</u>	<u>NOx ppmvd</u>		<u>O2 % (dry)</u>	
8:20	13.00		-0.10		8:56	13.00		0.00	
8:21	12.90	m	-0.10	z	8:57	12.90	m	-0.10	z
8:22	12.80		0.40		8:58	12.80		0.40	
8:23	4.20		11.70		8:59	4.30		11.60	
8:24	0.20	z	11.80	m	9:00	0.20	z	11.80	m

Post 3/Pre 4					Post 4/Pre 5				
<u>Time</u>	<u>NOx ppmvd</u>		<u>O2 % (dry)</u>		<u>Time</u>	<u>NOx ppmvd</u>		<u>O2 % (dry)</u>	
9:32	12.80	m	-0.10	z	10:06	12.80		-0.10	
9:33	12.70		0.60		10:07	12.80	m	-0.10	z
9:34	3.70		11.70		10:08	9.20		6.80	
9:35	0.20	z	11.80	m	10:09	0.30		11.80	
					10:10	0.20	z	11.80	m

Client: Lansing Board of Water & Light
Facility: REO Town Facility
Project #: M230903
Test Location: HRSG #1 Stack
Date: 3/2/23

Post 5/Pre 6				
<u>Time</u>	<u>NOx ppmvd</u>		<u>O2 % (dry)</u>	
10:41	12.80		-0.10	
10:42	12.70	m	-0.10	z
10:43	5.30		9.50	
10:44	0.20		11.80	
10:45	0.20	z	11.80	m

Post 6/Pre 7				
<u>Time</u>	<u>NOx ppmvd</u>		<u>O2 % (dry)</u>	
11:15	12.80		-0.10	
11:16	12.70	m	-0.10	z
11:17	12.50		3.50	
11:18	1.10		11.70	
11:19	0.20	z	11.80	m

Post 7/Pre 8				
<u>Time</u>	<u>NOx ppmvd</u>		<u>O2 % (dry)</u>	
11:50	12.80		-0.10	
11:51	12.70	m	-0.10	z
11:52	11.80		4.30	
11:53	0.90		11.80	
11:54	0.20	z	11.80	m

Post 8/Pre 9				
<u>Time</u>	<u>NOx ppmvd</u>		<u>O2 % (dry)</u>	
12:25	12.90		-0.10	
12:26	12.80	m	-0.10	z
12:27	12.50		1.80	
12:28	1.30		11.70	
12:29	0.20		11.80	
12:30	0.10	z	11.80	m

Client: Lansing Board of Water & Light
Facility: REO Town Facility
Project #: M230903
Test Location: HRSG #1 Stack
Date: 3/2/23

Post 9/Pre 10				Post 10			
<u>Time</u>	<u>NOx ppmvd</u>	<u>O2 % (dry)</u>		<u>Time</u>	<u>NOx ppmvd</u>	<u>O2 % (dry)</u>	
13:04	12.70	-0.10		13:37	12.80	-0.10	
13:05	12.70	-0.10	z	13:38	12.70	-0.10	z
13:06	5.00	10.60		13:39	6.00	9.10	
13:07	0.20	11.80	m	13:40	0.20	11.80	
				13:41	0.20	11.80	m

Appendix I - Calibration Gas Cylinder Data

CERTIFICATE OF ANALYSIS

Grade of Product: EPA PROTOCOL STANDARD

Part Number:	E02NI99E15A1206	Reference Number:	54-402414829-1
Cylinder Number:	CC140164	Cylinder Volume:	144.0 CF
Laboratory:	124 - Chicago (SAP) - IL	Cylinder Pressure:	2015 PSIG
PGVP Number:	B12022	Valve Outlet:	660
Gas Code:	NO,NOX,BALN	Certification Date:	Apr 22, 2022

Expiration Date: Apr 22, 2025

Certification performed in accordance with "EPA Traceability Protocol for Assay and Certification of Gaseous Calibration Standards (May 2012)" document EPA 600/R-12/531, using the assay procedures listed. Analytical Methodology does not require correction for analytical interference. This cylinder has a total analytical uncertainty as stated below with a confidence level of 95%. There are no significant impurities which affect the use of this calibration mixture. All concentrations are on a mole/mole basis unless otherwise noted.

Do Not Use This Cylinder below 100 psig, i.e. 0.7 megapascals.

ANALYTICAL RESULTS

Component	Requested Concentration	Actual Concentration	Protocol Method	Total Relative Uncertainty	Assay Dates
NOX	12.55 PPM	12.70 PPM	G1	+/- 1.3% NIST Traceable	04/15/2022, 04/22/2022
NITRIC OXIDE	12.55 PPM	12.65 PPM	G1	+/- 1.4% NIST Traceable	04/15/2022, 04/22/2022
NITROGEN	Balance				

CALIBRATION STANDARDS

Type	Lot ID	Cylinder No	Concentration	Uncertainty	Expiration Date
NTRM	200604-12	ND47905	20.72 PPM NITRIC OXIDE/NITROGEN	+/- 1.0%	Apr 27, 2023
NTRM	200604-12	ND47905 NOX	20.72 PPM NOx/NITROGEN	+/- 1.0%	Apr 27, 2023

ANALYTICAL EQUIPMENT

Instrument/Make/Model	Analytical Principle	Last Multipoint Calibration
EC-1 Eco Physics nCLD 844S 844n0131 NO	Chemiluminescence	Mar 24, 2022
EC-1 Eco Physics nCLD 844S 844n0131 NOX	Chemiluminescence	Mar 24, 2022

Triad Data Available Upon Request



Abdullah Hussain

Approved for Release

CERTIFICATE OF ANALYSIS

Grade of Product: EPA PROTOCOL STANDARD

Part Number: E02NI99E15A0129	Reference Number: 54-402605117-1
Cylinder Number: CC432322	Cylinder Volume: 144.0 CF
Laboratory: 124 - Chicago (SAP) - IL	Cylinder Pressure: 2015 PSIG
PGVP Number: B12022	Valve Outlet: 660
Gas Code: NO,NOX,BALN	Certification Date: Dec 14, 2022

Expiration Date: Dec 14, 2025

Certification performed in accordance with "EPA Traceability Protocol for Assay and Certification of Gaseous Calibration Standards (May 2012)" document EPA 600/R-12/531, using the assay procedures listed. Analytical Methodology does not require correction for analytical interference. This cylinder has a total analytical uncertainty as stated below with a confidence level of 95%. There are no significant impurities which affect the use of this calibration mixture. All concentrations are on a mole/mole basis unless otherwise noted. The results relate only to the items tested. The report shall not be reproduced except in full without approval of the laboratory. Do Not Use This Cylinder below 100 psig, i.e. 0.7 megapascals.


ANALYTICAL RESULTS					
Component	Requested Concentration	Actual Concentration	Protocol Method	Total Relative Uncertainty	Assay Dates
NOX	25.00 PPM	25.52 PPM	G1	+/- 1.4% NIST Traceable	12/02/2022, 12/14/2022
NITRIC OXIDE	25.00 PPM	25.36 PPM	G1	+/- 1.4% NIST Traceable	12/02/2022, 12/14/2022
NITROGEN	Balance				


CALIBRATION STANDARDS					
Type	Lot ID	Cylinder No	Concentration	Uncertainty	Expiration Date
NTRM	21060726	CC733071	48.41 PPM NITRIC OXIDE/NITROGEN	+/- 1.2 %	Sep 21, 2025
PRM	12386	D685025	9.91 PPM NITROGEN DIOXIDE/AIR	+/- 2.0%	Feb 20, 2020
GMIS	401423838104	CC505590	4.373 PPM NITROGEN DIOXIDE/NITROGEN	+/- 2.0%	Feb 18, 2023

The SRM, NTRM, PRM, or RGM noted above is only in reference to the GMIS used in the assay and not part of the analysis.

ANALYTICAL EQUIPMENT		
Instrument/Make/Model	Analytical Principle	Last Multipoint Calibration
Nicolet iS50 AUP2010242	FTIR	Dec 05, 2022
Nicolet iS50 AUP2010242	FTIR	Dec 05, 2022

Triad Data Available Upon Request





 Approved for Release

CERTIFICATE OF ANALYSIS

Grade of Product: EPA PROTOCOL STANDARD

Part Number: E02NI88E15A3424	Reference Number: 54-402590387-1
Cylinder Number: SG9163528BAL	Cylinder Volume: 146.0 CF
Laboratory: 124 - Chicago (SAP) - IL	Cylinder Pressure: 2015 PSIG
PGVP Number: B12022	Valve Outlet: 590
Gas Code: O2,BALN	Certification Date: Nov 11, 2022

Expiration Date: Nov 11, 2030

Certification performed in accordance with "EPA Traceability Protocol for Assay and Certification of Gaseous Calibration Standards (May 2012)" document EPA 600/R-12/531, using the assay procedures listed. Analytical Methodology does not require correction for analytical interference. This cylinder has a total analytical uncertainty as stated below with a confidence level of 95%. There are no significant impurities which affect the use of this calibration mixture. All concentrations are on a mole/mole basis unless otherwise noted. The results relate only to the items tested. The report shall not be reproduced except in full without approval of the laboratory. Do Not Use This Cylinder below 100 psig, i.e. 0.7 megapascals.

ANALYTICAL RESULTS					
Component	Requested Concentration	Actual Concentration	Protocol Method	Total Relative Uncertainty	Assay Dates
OXYGEN	12.00 %	11.82 %	G1	+/- 0.3% NIST Traceable	11/11/2022
NITROGEN	Balance				

CALIBRATION STANDARDS					
Type	Lot ID	Cylinder No	Concentration	Uncertainty	Expiration Date
NTRM	11060614	CC340418	14.93 % OXYGEN/NITROGEN	+/- 0.2%	Dec 13, 2022

ANALYTICAL EQUIPMENT		
Instrument/Make/Model	Analytical Principle	Last Multipoint Calibration
O2-1 HORIBA MPA-510 3VUYL9NR	Paramagnetic	Oct 27, 2022

Triad Data Available Upon Request



Albani Hussein

Approved for Release

CERTIFICATE OF ANALYSIS

Grade of Product: EPA PROTOCOL STANDARD

Part Number:	E02NI78E15A0124	Reference Number:	54-402386363-1
Cylinder Number:	CC446885	Cylinder Volume:	147.0 CF
Laboratory:	124 - Chicago (SAP) - IL	Cylinder Pressure:	0.0 PSIG
P/GVP Number:	B12022	Valve Outlet:	590
Gas Code:	O2,BALN	Certification Date:	Mar 14, 2022

Expiration Date: Mar 14, 2030

Certification performed in accordance with "EPA Traceability Protocol for Assay and Certification of Gaseous Calibration Standards (May 2012)" document EPA 600/R-12/531, using the assay procedures listed. Analytical Methodology does not require correction for analytical interference. This cylinder has a total analytical uncertainty as stated below with a confidence level of 95%. There are no significant impurities which affect the use of this calibration mixture. All concentrations are on a mole/mole basis unless otherwise noted.

Do Not Use This Cylinder below 100 psig, i.e. 0.7 megapascals.

ANALYTICAL RESULTS

Component	Requested Concentration	Actual Concentration	Protocol Method	Total Relative Uncertainty	Assay Dates
OXYGEN	22.00 %	22.14 %	G1	+/- 0.6% NIST Traceable	03/14/2022
NITROGEN	Balance				

CALIBRATION STANDARDS

Type	Lot ID	Cylinder No	Concentration	Uncertainty	Expiration Date
NTRM	150104-18	K026588	22.454 % OXYGEN/NITROGEN	+/- 0.2%	Mar 08, 2027

ANALYTICAL EQUIPMENT

Instrument/Make/Model	Analytical Principle	Last Multipoint Calibration
O2-1 HORIBA MPA-510 3VUYL9NR	Paramagnetic	Feb 23, 2022

Raw Data Available Upon Request



Abdullah Hussain

Appendix J - NO₂ to NO Converter Efficiency Test

NO2 to NO Converter Test

Client: Lansing Board of Water & Light
 Facility: REO Town Facility
 Test Location: HRSG #1 Stack
 Date: 2/27/2023
 Project #: M230903

Conv. Temp: 325 °C
 Test Type: Bag Procedure
 Max: 13.7 ppm
 Min: 13.6 ppm
 Conversion: 99.27 %
 Requirement: 98.00 %

Pre-Calibration			Test			Post-Calibration		
Time	NO _x	Cal Flag	Time	NO _x		Time	NO _x	Cal Flag
13:33	25.50		13:55	13.7	Max	14:29	12.5	m
13:34	25.50		13:56	13.7	Max	14:30	9.2	
13:35	25.50	h	13:57	13.7	Max	14:31	0.0	z
13:36	10.60		13:58	13.7	Max			
13:37	0.10		13:59	13.7	Max			
13:38	0.10	z	14:00	13.7	Max			
13:39	2.60		14:01	13.7	Max			
13:40	11.40		14:02	13.6	Min			
13:41	12.80	m	14:03	13.6	Min			
13:42	12.5		14:04	13.6	Min			
13:43	1.0		14:05	13.6	Min			
13:44	0.0		14:06	13.6	Min			
			14:07	13.6	Min			
			14:08	13.6	Min			
			14:09	13.6	Min			
			14:10	13.6	Min			
			14:11	13.6	Min			
			14:12	13.6	Min			
			14:13	13.6	Min			
			14:14	13.6	Min			
			14:15	13.6	Min			
			14:16	13.6	Min			
			14:17	13.6	Min			
			14:18	13.6	Min			
			14:19	13.6	Min			
			14:20	13.6	Min			
			14:21	13.6	Min			
			14:22	13.6	Min			
			14:23	13.6	Min			
			14:24	13.6	Min			
			14:25	13.6	Min			

PRE-CAL RESULT

zero 0.39%
 mid 0.39%
 high -0.08%

POST-CAL RESULT

zero 0.00%
 mid -0.78%

Type		RM Analyzer Make/Model	RM Analyzer s/n	Analyzer Span	RM Gas Span	
NOx ppmvd		Thermo 42i	1324958972	100	25.52	
Type	Setting	Cylinder ID	Cylinder Value	Analyzer Response	Difference, % of Span	Expiration Date
NOx ppmvd	Zero	NA	0	0.10	-0.39%	NA
	Mid	CC140164	12.7	12.80	-0.39%	4/22/2025
	High	CC432322	25.52	25.50	0.08%	12/14/2025

END OF THE REPORT

