Application

Kennecott
Eagle Minerals

Humboldt Mill

Mining Permit Application
Volume IIC

Environmental Impact Assessment
Appendix B-1 continued (3 of 5)

Project I.D.: 06W003

Kennecott Eagle Minerals Company
Ishpeming, Michigan

December 2008

Foth

Appendix C

Hydrogeological Investigation Field Data

C-1

Boring and Well Logs

Kennecott Eagle Minerals
1004 Harbor Hills Dr. Suite 103 Marquette, MI 49855

Foth
Foth Infrastructure & Environment, LLC
2737 S. Ridge Road, Suite 600
P.O. Box 12326 • Green Bay, WI 54307-2326

LOG OF BORING KMW-1

(Page 1 of 1)

Date Started	: 9/18/2006
Date Completed	: 9/18/2006
Hole Diameter	: 6"
Drilling Method	: Sonic
Sampling Method	: Continuous Core
Scope	: 06W003

Northing (State Plane)	: 621492.58
Easting (State Plane)	: 26019934.42
Ground Elev. (ft msl)	: 1587.24
Stickup (feet)	: 1.51
Completion type	: Monument
Drilling Company	: Boart Longyear
Driller	: Matt White
Logged by	: TMK1
Checked by	: JSL
Well Diameter	: 2 inches

Depth in Feet	Surf. Elev. 1587.24	USCS	GRAPHIC	DESCRIPTION	PID	Recovery (feet)	Sample Interval (feet)
0	1587	SW-SM		SILTY SAND with hematite gravel: (10YR, 3/3) fine to coarse, angular, poorly sorted.	5.0	2	0-2
		SW-SM		(7.5YR, 3/3) some cobbles and hematite flecks, angular, moist.	5.2		
2	1585	GP		HEMATITE GRAVEL AND ROCKS: (7.5YR, 3/2) poorly graded.		2	2-4
		SW-SM		SILTY SAND with some small to large hematite gravel and flecks: (7.5YR, 3/2) angular, loose to medium dense, moist, slight petroleum odor.	5.2		
		SW-SM		Loose, strong petroleum odor.	77.1		
4	1583	SW		SAND with little silt grading to sandy gravel grading to gravel and rock with some fines: (5YR, 3/2) primarily hematite with hematite flecks throughout, angular, petroleum odor. KMW-1 (4-15') SILTY SAND (7.5YR, 3/3) Dark brown.	12.6	4.5	4-15
6	1581	SM		SILTY SAND with hematite gravel, flecks, and some root hair: (5YR, 3/1) stained black.	30.6		
8	1579	SP		FINE SAND with root hairs and trace gravel: (7.5YR, 4/3) loose to medium dense, moist to wet, petroleum odor.	6.6		
10	1577						
12	1575						
14	1573						
16							

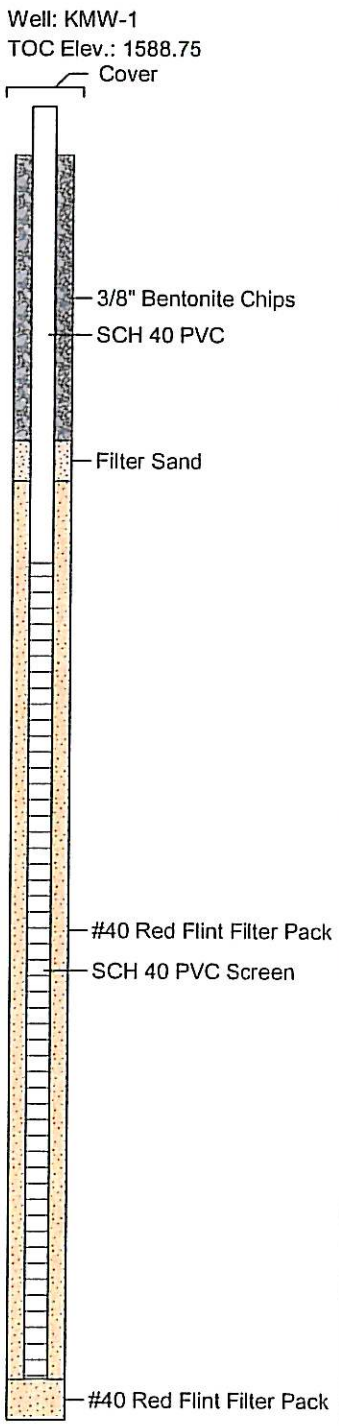

01-31-2007 J:\scopes\06W003\14000 Field Notes\FVD\boring logs\BEA quicklog files\KMW-1.bor

Kennecott Eagle Minerals
1004 Harbor Hills Dr. Suite 103 Marquette, MI 49855

Foth
Foth Infrastructure & Environment, LLC
2737 S. Ridge Road, Suite 600
P.O. Box 12326 • Green Bay, WI 54307-2326

LOG OF BORING KMW-1

(Page 1 of 1)

Date Started	: 9/18/2006
Date Completed	: 9/18/2006
Hole Diameter	: 6"
Drilling Method	: Sonic
Sampling Method	: Continuous Core
Scope	: 06W003

Northing (State Plane)	: 621492.58
Easting (State Plane)	: 26019934.42
Ground Elev. (ft msl)	: 1587.24
Stickup (feet)	: 1.51
Completion type	: Monument
Drilling Company	: Boart Longyear
Driller	: Matt White
Logged by	: TMK1
Checked by	: JSL
Well Diameter	: 2 inches

Depth in Feet	Surf. Elev. 1587.24	USCS	GRAPHIC	DESCRIPTION	PID	Recovery (feet)	Sample Interval (feet)
0	1587	SW-SM		SILTY SAND with hematite gravel: (10YR, 3/3) fine to coarse, angular, poorly sorted.	5.0	2	0-2
		SW-SM		(7.5YR, 3/3) some cobbles and hematite flecks, angular, moist.	5.2		
2	1585	GP		HEMATITE GRAVEL AND ROCKS: (7.5YR, 3/2) poorly graded.		2	2-4
		SW-SM		SILTY SAND with some small to large hematite gravel and flecks: (7.5YR, 3/2) angular, loose to medium dense, moist, slight petroleum odor.	5.2		
		SW-SM		Loose, strong petroleum odor.	77.1		
4	1583	SW		SAND with little silt grading to sandy gravel grading to gravel and rock with some fines: (5YR, 3/2) primarily hematite with hematite flecks throughout, angular, petroleum odor. KMW-1 (4-15') SILTY SAND (7.5YR, 3/3) Dark brown.	12.6	4.5	4-15
6	1581	SM		SILTY SAND with hematite gravel, flecks, and some root hair: (5YR, 3/1) stained black.	30.6		
8	1579	SP		FINE SAND with root hairs and trace gravel: (7.5YR, 4/3) loose to medium dense, moist to wet, petroleum odor.	6.6		
10	1577						
12	1575						
14	1573						
16							

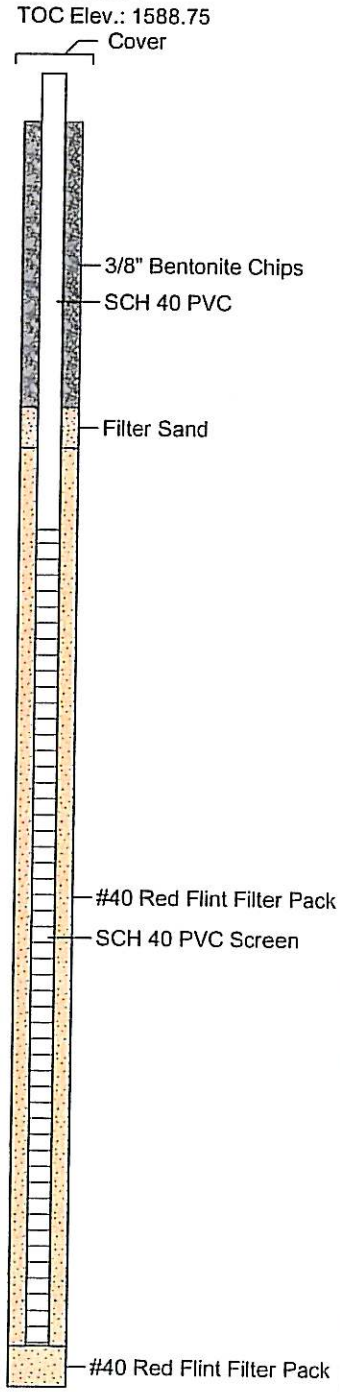

01-31-2007 J:\scopes\06W003\14000 Field Notes\FVD\boring logs\BEA quicklog files\KMW-1.bor

Kennecott Eagle Minerals
1004 Harbor Hills Dr. Suite 103 Marquette, MI 49855

Foth
Foth Infrastructure & Environment, LLC
2737 S. Ridge Road, Suite 600
P.O. Box 12326 • Green Bay, WI 54307-2326

LOG OF BORING KMW-2

(Page 1 of 1)

Date Started	: 9/19/2006
Date Completed	: 9/19/2006
Hole Diameter	: 6"
Drilling Method	: Sonic
Sampling Method	: Continuous Core
Scope	: 06W003

Northing (State Plane)	: 621307.65
Easting (State Plane)	: 26020363.4
Ground Elev. (ft msl)	: 1589.43
Stickup (feet)	: -0.24
Completion type	: Flush Mount
Drilling Company	: Boart Longyear
Driller	: Matt White
Logged by	: TMK1
Checked by	: JSL
Well Diameter	: 2 inches

Depth in Feet	Surf. Elev. 1589.43	USCS	GRAPHIC	DESCRIPTION	PID	Recovery (feet)	Sample Interval (feet)
0	1589	FILL		Asphalt	5.8		
		FILL		SILTY SAND with small to large hematite gravel: (10YR, 4/3) angular, loose. WELL GRADED SILTY SAND with small - large hematite gravel: (10YR, 4/3) some cobbles and wood chunks, subangular to angular, loose.	5.0	3.7	0-4
2	1587						
		FILL		SILTY FINE SAND: (2.5YR, 4/2) some gravel and wood chunks, medium dense, mottled with black staining.	5.0		
4	1585				4.9		
		SW-SM		Well graded SILTY SAND with gravel: (2.5YR, 4/2) angular, dry to moist, fill material.	6.3	2.8	4-9
6	1583						
8	1581						
		SW-SM		SILTY SAND Some gravel and cobbles: (10YR, 3/1) subround to subangular, medium dense, black staining and a petroleum odor.	8.9		
10	1579	SW		Medium to coarse SAND with some small gravel: (10YR, 4/3), loose, angular, slight petroleum odor that decreases with depth.	4.4		
		SW		SILTY well graded SAND with some gravel, angular, some black staining.	4.6	3.3	9-14
12	1577						
14	1575	SM		KMW-2 (14-17') POORLY GRADED SAND with SILT (10YR, 3/4) dark yellowish brown, abundant black flat pebbles.	5.2		
16	1573	SW-SM		SILTY SAND with some gravel: (2.5YR, 4/2) black flat pebbles and cobbles abundant, dense, mottled, black staining with a strong petroleum odor.	5.4	3.0	14-19
18		SM		KMW-2 (17-18) SILTY SAND: (2.5Y, 3/2) Very dark grayish brown.			

Well: KMW-2
TOC Elev.: 1589.19

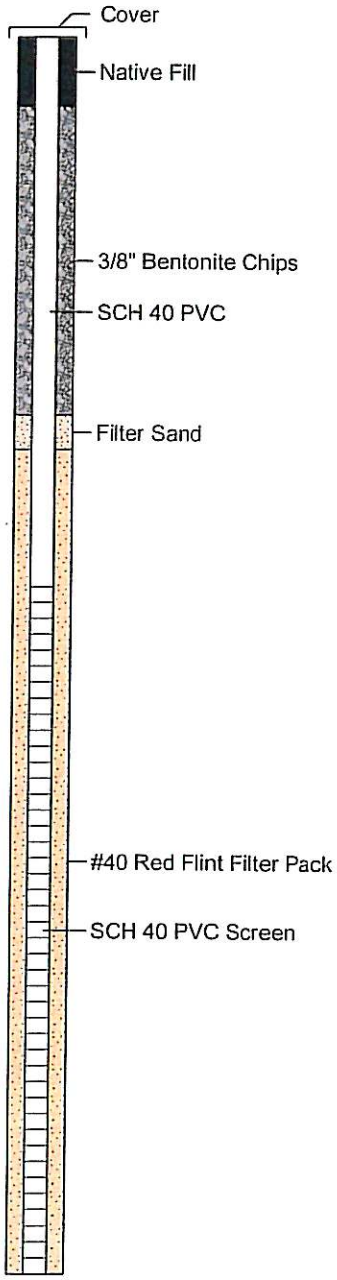

01-31-2007 J:\scopes\06W003\14000 Field Notes\FVD\boring logs\BEA quicklog files\KMW-2.bor

Kennecott Eagle Minerals
1004 Harbor Hills Dr. Suite 103 Marquette, MI 49855

Foth
Foth Infrastructure & Environment, LLC
2737 S. Ridge Road, Suite 600
P.O. Box 12326 • Green Bay, WI 54307-2326

LOG OF BORING KMW-3

(Page 1 of 2)

Date Started	: 9/26/2006
Date Completed	: 9/26/2006
Hole Diameter	: 6"
Drilling Method	: Sonic
Sampling Method	: Continuous Core
Scope	: 06W003

Northing (State Plane)	: 621078.65
Easting (State Plane)	: 26019986.7
Ground Elev. (ft msl)	: 1588.52
Stickup (feet)	: 2.06
Completion type	: Monument
Drilling Company	: Boart Longyear
Driller	: Matt White
Logged by	: TMK1
Checked by	: JSL
Well Diameter	: 2 inches

Surf. Elev. 1588.52

Depth in Feet	USCS	DESCRIPTION	PID	Recovery (feet)	Sample Interval (feet)
0	Fill	FILL: (10YR, 3/2.5) Various colors and textures, top 0.4' - dark brown top soil to sand with silt, some gravel, some specular hematite gravel, some taconite pellets and iron core concentrate, organics, fine to coarse, small-medium, loose, moist.			
	SW-SM				
	SW				
	SW-SM	Well Graded SILTY SAND with gravel: (2.5YR, 3/1) fine to coarse sand, small to medium gravel, loose, some specular hematite concentrate.		3	0-4
		Well Graded SAND with some gravel, cobbles, and little silt: (7.5YR, 4/4) fine to coarse sand, small to large gravel, subangular to angular, loose, moist.			
1584	SW-SM	Gravelly SAND with silt and some cobbles: (7.5YR, 4/3) fine to coarse sand, subangular to angular, some iron ore concentrate and specular hematite gravel and fines, loose, moist.			
5		(7.5YR, 4/2.5)			
	SW-SM	SAND with some silt, gravel, and cobbles: (7.5YR, 4/4) fine to coarse sand, small to large gravel, subangular to angular, loose, moist.		3.8	4-9
	SP	Very Fine SAND with little silt and trace organics: (7.5YR, 3/3 to 7.5YR, 6/3) loose to medium dense, moist, mottled, some oxidation.			
	SP	trace silt (7.5YR, 5/7) loose.			
1579	SP	trace gravel, less oxidation, oxidation in layers.			
10	SW-SM	SILTY SAND with gravel: (10YR, 4/3) fine to coarse subangular to subround sand, loose, moist.		4	9-14
	ML	SANDY SILT with some gravel: (10YR, 4/3) fine to coarse sand, small to medium gravel, subangular to subround, loose, dry to moist.			
15	SW-SM	SILTY SAND with gravel and cobbles: (10YR, 4.5/1) subangular to angular, loose, poorly sorted.		2	14-16

Well: KMW-3
TOC Elev.: 1590.58



01-31-2007 J:\scopes\06W003\14000 Field Notes\FVD\boring logs\BEA quicklog files\KMW-3.bor

Kennecott Eagle Minerals
1004 Harbor Hills Dr. Suite 103 Marquette, MI 49855

Foth
Foth Infrastructure & Environment, LLC
2737 S. Ridge Road, Suite 600
P.O. Box 12326 • Green Bay, WI 54307-2326

LOG OF BORING KMW-3

Date Started	: 9/26/2006
Date Completed	: 9/26/2006
Hole Diameter	: 6"
Drilling Method	: Sonic
Sampling Method	: Continuous Core
Scope	: 06W003

Northing (State Plane)	: 621078.65
Easting (State Plane)	: 26019986.7
Ground Elev. (ft msl)	: 1588.52
Stickup (feet)	: 2.06
Completion type	: Monument
Drilling Company	: Boart Longyear
Driller	: Matt White
Logged by	: TMK1
Checked by	: JSL
Well Diameter	: 2 inches

Well: KMW-3
TOC Elev.: 1590.58

Surf. Elev. 1588.52

Depth in Feet	USCS	DESCRIPTION	PID	Recovery (feet)	Sample Interval (feet)
16	SW-SM	SILTY-GRAVELLY SAND with some cobbles: (10YR, 3/3) Slag-like appearance, fine to coarse, subangular to angular sand, small to large gravel, loose, moist.		2	16-18
	SW	SANDY GRAVEL with some silt and cobbles: (10YR, 3/3) fine to coarse sand, small to large gravel, angular, dark brown.			
1568	SW-SM	SILTY GRAVELLY SAND with some cobbles and trace clay: (10YR, 3/2) medium dense, subangular to angular.			
21	SW	SAND with some silt, gravel, few cobbles: (10YR, 3/3) fine to coarse sand, small to large gravel, loose to medium dense, subround to subangular, moist, some black staining.		4.5	18-24
1563 26	GP	KMW-3 (24-29') - POORLY GRADED GRAVEL with SAND: (7.5YR, 5/2) very dark brown, coarse sand, small to large gravel, loose, subround to angular, wet.		4	24-29
31	GM	KMW-3 (29-32') - POORLY GRADED GRAVEL with SILT and SAND: (7.5YR, 2.5/2) very dark brown, small to large gravel, fine to coarse sand, loose, subangular to angular, wet, some chunks of silty material.		3	29-32

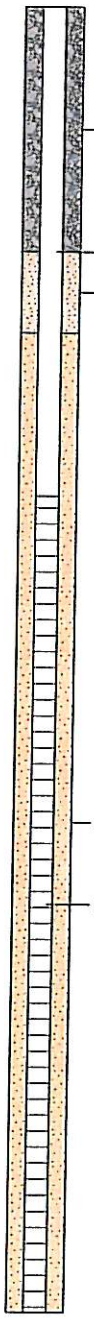

01-31-2007 J:\scopes\06W003\14000 Field Notes\FVD\boring logs\BEA quicklog files\KMW-3.bor

Kennecott Eagle Minerals
1004 Harbor Hills Dr. Suite 103 Marquette, MI 49855

Foth
Foth Infrastructure & Environment, LLC
2737 S. Ridge Road, Suite 600
P.O. Box 12326 • Green Bay, WI 54307-2326

LOG OF BORING KMW-4P

(Page 1 of 2)

Date Started	: 9/26/2006
Date Completed	: 9/26/2006
Hole Diameter	: 6"
Drilling Method	: Sonic
Sampling Method	: Continuous Core
Scope	: 06W003

Northing (State Plane)	: 621249.69
Easting (State Plane)	: 26019645.27
Ground Elev. (ft msl)	: 1584.67
Stickup (feet)	: 1.95
Completion type	: Monument
Drilling Company	: Boart Longyear
Driller	: Matt White
Logged by	: TMK1
Checked by	: JSL
Well Diameter	: 2 inches

Depth in Feet	Surf. Elev. 1584.67	USCS	GRAPHIC	DESCRIPTION	PID	Recovery (feet)	Sample Interval (feet)
0	1584	Fill		FILL: (7.5YR, 3/2) Iron ore concentrate with some hematite gravel and fines, some silty sand and a few iron concentrate pellets, subangular, loose.			
		SW-SM		GRAVELLY SILTY SAND with some cobbles: (5YR, 5/3) fine to coarse sand, subangular to angular, some hematite gravel.		3	0-3
		SP/GW		Fine SAND with some gravel and trace silt and cobbles: (10YR, 4/4) trace coarse grained sand, small to large gravel, loose.			
		ROCK		ROCK: One large boulder.		1	3-4
5	1579	ROCK		ROCK: (7.5YR, 4/3) boulders, some gravel and fines, small to large, angular.		.5	4-9
		SW-SM		GRAVELLY SILTY SAND: (7.5YR, 4/3) fine to coarse sand, angular, poorly sorted, loose, wet.			
10	1574	SP		FINE SAND with trace silt: (7.5YR, 4/3) loose, well sorted, wet, some oxidation.			
		SW-SM		SILTY SAND with gravel and cobbles: (10YR, 4/2 and 2.5YR, 4/1) fine to coarse sand, subround to angular, loose, moist, some black staining.		3.5	9-14
15	1569	SW-SM		black staining decreases to none with depth, dry to moist.		5	14-19
		GW		GRAVEL with sand: (7.5YR, 3/2) subround multilithic clasts.			
20		SP		FINE SAND with trace large gravel: (7.5YR, 5/4)		5	19-24

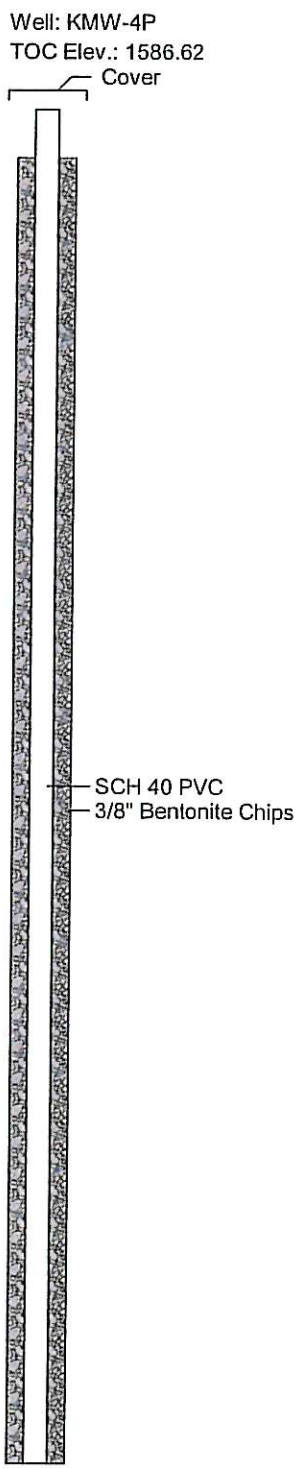

01-31-2007 J:\scopes\06W003\14000 Field Notes\FVD\boring logs\BEA quicklog files\KMW-4P.bor

Kennecott Eagle Minerals
1004 Harbor Hills Dr. Suite 103 Marquette, MI 49855

Foth
Foth Infrastructure & Environment, LLC
2737 S. Ridge Road, Suite 600
P.O. Box 12326 • Green Bay, WI 54307-2326

LOG OF BORING KMW-4P

(Page 2 of 2)

Date Started	: 9/26/2006
Date Completed	: 9/26/2006
Hole Diameter	: 6"
Drilling Method	: Sonic
Sampling Method	: Continuous Core
Scope	: 06W003

Northing (State Plane)	: 621249.69
Easting (State Plane)	: 26019645.27
Ground Elev. (ft msl)	: 1584.67
Stickup (feet)	: 1.95
Completion type	: Monument
Drilling Company	: Boart Longyear
Driller	: Matt White
Logged by	: TMK1
Checked by	: JSL
Well Diameter	: 2 inches

Depth in Feet	Surf. Elev. 1584.67	USCS	GRAPHIC	DESCRIPTION	PID	Recovery (feet)	Sample Interval (feet)
22	1562	SP				5	19-24
		SW-SM		SILTY SAND with gravel: (7.5YR, 2.5/1) subround multilithic clasts, loose.			
27	1557	NR		No Recovery		0	24-29
32	1552	GW		GRAVEL with silt: (5YR, 2.5/1) fine to very coarse, subround to round multilithic gravel, loose.		3	29-34
		SP		KMW-4P (34-39') - Medium SAND: (5YR, 4/4) poorly graded, loose.			
37	1547	SP		Water table estimated at 35'.		5	34-39
		SP				2	39-41
		SM		KMW-4P (40-41') - SILTY SAND: (10YR, 4/1) dark gray.			
42		GW/SM		GRAVEL with SILTY SAND: (10YR, 4/1) loose, dark gray fines, subangular, monolithic pebbles and cobbles - ending in biotite gneiss bedrock.		2	41-43

Well: KMW-4P
TOC Elev.: 1586.62

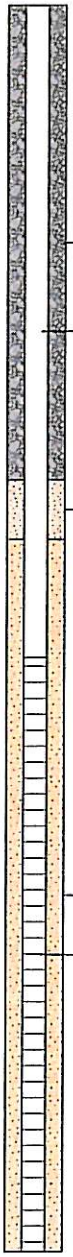

01-31-2007 J:\scopes\06W003\14000 Field Notes\FVD\boring logs\BEA quicklog files\KMW-4P.bor

Kennecott Eagle Minerals
1004 Harbor Hills Dr. Suite 103 Marquette, MI 49855

Foth
Foth Infrastructure & Environment, LLC
2737 S. Ridge Road, Suite 600
P.O. Box 12326 • Green Bay, WI 54307-2326

LOG OF BORING KMW-5

(Page 1 of 2)

Date Started	: 9/25/2006
Date Completed	: 9/25/2006
Hole Diameter	: 6"
Drilling Method	: Sonic
Sampling Method	: Continuous Core
Scope	: 06W003

Northing (State Plane)	: 621772.56
Easting (State Plane)	: 26019415.03
Ground Elev. (ft msl)	: 1596.51
Stickup (feet)	: 1.37
Completion type	: Monument
Drilling Company	: Boart Longyear
Driller	: Matt White
Logged by	: TMK1
Checked by	: JSL
Well Diameter	: 2 inches

Depth in Feet	Surf. Elev. 1596.51	USCS	GRAPHIC	DESCRIPTION	PID	Recovery (feet)	Sample Interval (feet)
0	1597	SW-SM		SILTY SAND with gravel: (5YR, 3/2) fine to coarse sand, small to large gravel, mixed with hematite gravel, cobbles and fines, some iron ore concentrate, angular, loose.		1.5	0-4
5	1592	NR		No Recovery - Rocks		0	4-9
10	1587	ROCK		Hematite rock and gravel.			
		SM		Very fine to fine SILTY SAND with little hematite gravel: (7.5YR, 4/3) small to large gravel, loose, some oxidation and black staining.		2.5	9-14
15	1582	SP		Very fine to fine SAND with silt and little hematite gravel: (7.5YR, 4/3) loose, angular, some oxidation and black staining.		2.5	14-16.5
		SW-SM		Layers of SILTY SAND with gravel and some cobbles varying in texture and color: (gray, tan, brown) fine to coarse sand, subangular to angular, loose, moist, poorly sorted. Some oxidation		2.5	16.5-19
20	1577	SW-SM				4	19-24
25	1572	GW		Very moist to wet at 24' bgs.		1	24-25
		SW-SM		Small to large GRAVEL and cobbles with some fines: (10YR, 3/1.5) angular.			
		GW		SILTY SAND with some gravel: (10YR, 3/15) angular, cohesive, wet. GRAVEL, COBBLES, ROCK with some fines (may have been washed out)		1	25-34
30							

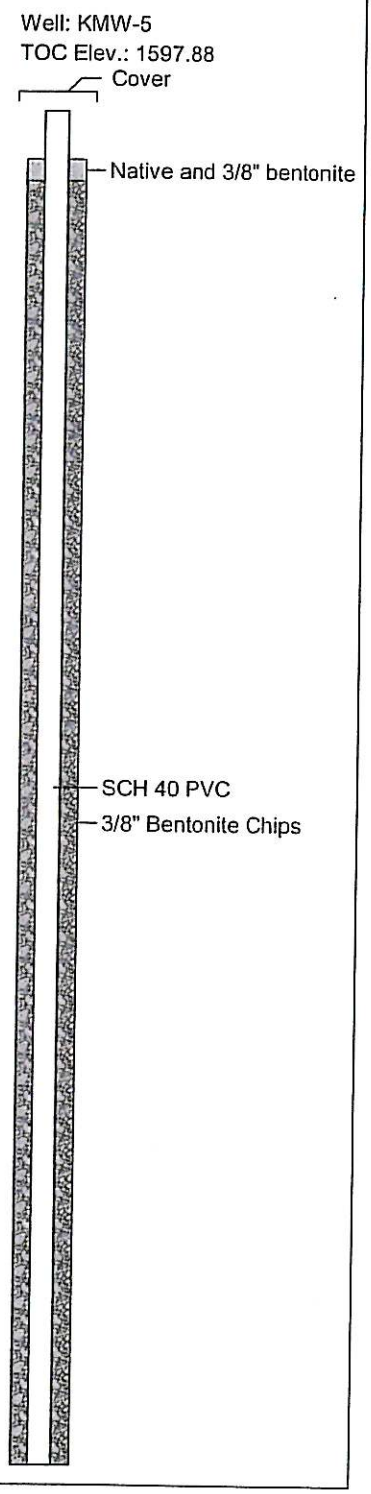

01-31-2007 J:\scopes\06W003\14000 Field Notes\FVD\boring logs\BEA quicklog files\KMW-5.bor

Kennecott
Eagle Minerals
1004 Harbor Hills Dr. Suite 103 Marquette, MI 49855

Foth
Foth Infrastructure & Environment, LLC
2737 S. Ridge Road, Suite 600
P.O. Box 12326 • Green Bay, WI 54307-2326

LOG OF BORING KMW-5

(Page 2 of 2)

Date Started	: 9/25/2006
Date Completed	: 9/25/2006
Hole Diameter	: 6"
Drilling Method	: Sonic
Sampling Method	: Continuous Core
Scope	: 06W003

Northing (State Plane)	: 621772.56
Easting (State Plane)	: 26019415.03
Ground Elev. (ft msl)	: 1596.51
Stickup (feet)	: 1.37
Completion type	: Monument
Drilling Company	: Boart Longyear
Driller	: Matt White
Logged by	: TMK1
Checked by	: JSL
Well Diameter	: 2 inches

Surf. Elev. 1596.51

Depth in Feet	Elev.	USCS	DESCRIPTION	PID	Recovery (feet)	Sample Interval (feet)
30	1567	GW			1	25-34
35	1562	GC	9/22/06 setup on hole, cleanout caved rock to 34 feet and continue drilling. Coarse GRAVEL and CLAY: very stiff, well rounded.		3	34-37
40	1557	GP	Coarse GRAVEL with SAND: loose			37-49
45	1552	SM	KMW-5 (45-49) - SILTY SAND (10R, 2.5/2) very dusky red.			
		GW	Bigger rocks with sand, cased to 49' bgs. Collapsed back to 42', redwater in bag.			
50	1547	Rock	Rock		3	49-54
55	1542					
60						

Well: KMW-5
TOC Elev.: 1597.88

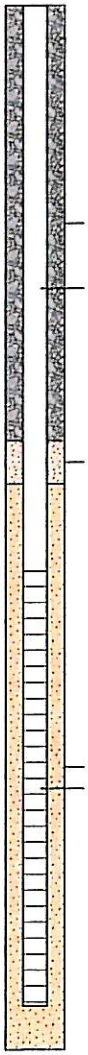

01-31-2007 J:\scopes\06W003\14000 Field Notes\FVD\boring logs\BEA quicklog files\KMW-5.bor

Kennecott Eagle Minerals
1004 Harbor Hills Dr. Suite 103 Marquette, MI 49855

Foth
Foth Infrastructure & Environment, LLC
2737 S. Ridge Road, Suite 600
P.O. Box 12326 • Green Bay, WI 54307-2326

LOG OF BORING KMW-6

Date Started	: 9/19/2006
Date Completed	: 9/19/2006
Hole Diameter	: 6"
Drilling Method	: Sonic
Sampling Method	: Continuous Core
Scope	: 06W003

Northing (State Plane)	: 621641.17
Easting (State Plane)	: 26019348.2
Ground Elev. (ft msl)	: 1596.78
Stickup (feet)	: 1.69
Completion type	: Monument
Drilling Company	: Boart Longyear
Driller	: Matt White
Logged by	: TMK1
Checked by	: JSL
Well Diameter	: NA

Surf. Elev. 1596.78

Depth in Feet	USCS	DESCRIPTION	PID	Recovery (feet)	Sample Interval (feet)
0 (1597)	SW-SM	SILTY SAND with gravel and cobbles and some iron ore concentrate.			
	SW	Well graded SAND with some gravel and cobbles and little silt: (7.5YR, 4/6) fine to coarse sand, subround to angular, loose.		4	0-4
	SW-SM	Hematite gravel and rock.			
5 (1592)	FILL	Iron ore concentrate (taconite) and pellets (toward top) mixed with silty sand, some gravel and cobbles: (GLEY, 3/1 to 10YR, 2.5/1) higher taconite concentration at top.		4	4-9
	SM	SILTY SAND with little gravel and rock: (7.5YR, 3/1)			
10 (1587)	SW	SILTY SAND with gravel: (5YR, 3/2) angular, some hematite gravel, small to large gravel.		4	9-13
	SW-SM	SILTY SAND with gravel: (5YR, 3/2) small to large gravel, some hematite gravel, angular.			
	SW-SM	(10YR, 3/2) Some gravel and organic fibers, highly mottled.			
	GW	Hematite gravel and rock.		2	13-15
	SP	Fine SAND with some silt, wood chunks, and hematite gravel: (7.5YR, 4/6) angular.			
15	ROCK	Rock and gravel, some hematite, angular.			
	SW	Fine sand with gravel and little silt: (10YR, 4/5) small to large gravel, angular.		4	15-22
	SW-SM	SILTY SAND with gravel and some cobbles: (7.5YR, 4/4) small to large gravel, angular, poorly sorted.			



01-31-2007 J:\scopes\06W003\14000 Field Notes\FVD\boring logs\BEA quicklog files\KMW-6.bor

Kennecott Eagle Minerals

1004 Harbor Hills Dr. Suite 103 Marquette, MI 49855

Foth

Foth Infrastructure & Environment, LLC
2737 S. Ridge Road, Suite 600
P.O. Box 12326 • Green Bay, WI 54307-2326

LOG OF BORING KMW-6

Date Started	: 9/19/2006
Date Completed	: 9/19/2006
Hole Diameter	: 6"
Drilling Method	: Sonic
Sampling Method	: Continuous Core
Scope	: 06W003

Northing (State Plane)	: 621641.17
Easting (State Plane)	: 26019348.2
Ground Elev. (ft msl)	: 1596.78
Stickup (feet)	: 1.69
Completion type	: Monument
Drilling Company	: Boart Longyear
Driller	: Matt White
Logged by	: TMK1
Checked by	: JSL
Well Diameter	: NA

Depth in Feet	Surf. Elev. 1596.78	USCS	GRAPHIC	DESCRIPTION	PID	Recovery (feet)	Sample Interval (feet)
18	1579	SW-SM				4	15-22
23	1574	ROCK		Large gravel and rock.		1	22-30
28	1569	SW		SAND with gravel and trace silt: (7.5YR, 3/2) fine to coarse sand, small to large gravel, trace cobbles, subangular to angular, loose, wet.		4	30-34
33							

Well: KMW-6
TOC Elev.: 1598.47

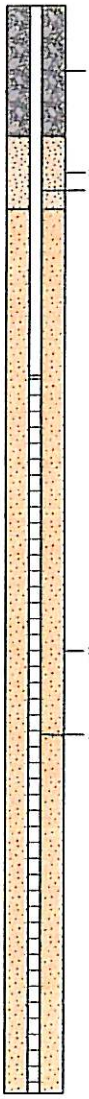

Kennecott Eagle Minerals
1004 Harbor Hills Dr. Suite 103 Marquette, MI 49855

Foth
Foth Infrastructure & Environment, LLC
2737 S. Ridge Road, Suite 600
P.O. Box 12326 • Green Bay, WI 54307-2326

LOG OF BORING KMW-6A

(Page 1 of 1)

Date Started	: 10/3/2006
Date Completed	: 10/3/2006
Hole Diameter	: 6"
Drilling Method	: Sonic
Sampling Method	: Continuous Core/blind drill
Scope	: 06W003

Northing (State Plane)	: 621641.17
Easting (State Plane)	: 26019348.2
Ground Elev. (ft msl)	: 1596.78
Stickup (feet)	: 1.69
Completion type	: Monument
Drilling Company	: Boart Longyear
Driller	: Matt White
Logged by	: JSL
Checked by	: JSL
Well Diameter	: 2 inches

Depth in Feet	Surf. Elev. 1596.78	USCS	GRAPHIC	DESCRIPTION	PID	Recovery (feet)	Sample Interval (feet)
0	1596	GP		GRAVEL with sand cover: (7.5YR, 3/4) loose.			
		GW		SAND and fine GRAVEL with ~20% hematite iron formation cobbles: (Gley, 3/5PB)		4	0-4
		GW		Stiff, black with hematite flecks, very fine grained, cohesive, looks like it has irregular layers of tar-like subtstance in iron ore concentrate.			
		GW					
5	1591	GW		Stiff, reddish-purple iron ore concentrate with debris.		4	4-9
		FILL		Loose, black, iron ore concentrate wtih taconite pellets and intervals of tar-like substance above.			
10	1586	FILL		Mixed fill-loose, well graded dark reddish brown gravel with fines, large round to angular cobbles to chunks of concrete and some iron ore concentrate.		--	9-14
				Not Sampled			
15	1581	FILL		Hematite iron formation (lean) rocks and partially cored pieces from larger boulder. Any fines that may have been in this interval were washed away during drilling - Not sampled.		--	14-19
20	1576						
25	1571						
30	1566					--	19-46
35	1561						
40	1556	SW-SM		KMW-6A (36-46') WELL GRADED SAND with SILT: (7.5YR, 2.5/2) very dark brown.			
45							

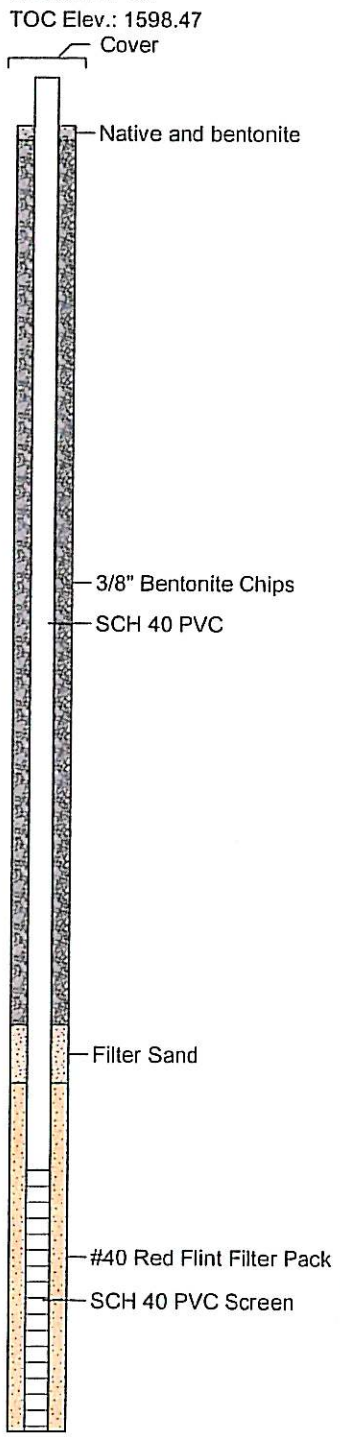

01-31-2007 J:\scopes\06W003\14000 Field Notes\FVD\boring logs\BEA quicklog files\KMW-6A.bor

Kennecott Eagle Minerals
1004 Harbor Hills Dr. Suite 103 Marquette, MI 49855

Foth
Foth Infrastructure & Environment, LLC
2737 S. Ridge Road, Suite 600
P.O. Box 12326 • Green Bay, WI 54307-2326

LOG OF BORING KMW-7

(Page 1 of 1)

Date Started	: 9/21/2006
Date Completed	: 9/21/2006
Hole Diameter	: 6"
Drilling Method	: Sonic
Sampling Method	: Continuous Core
Scope	: 06W003

Northing (State Plane)	: 621378.12
Easting (State Plane)	: 26019393.02
Ground Elev. (ft msl)	: 1580.37
Stickup (feet)	: 2.13
Completion type	: Monument
Drilling Company	: Boart Longyear
Driller	: Matt White
Logged by	: JSL
Checked by	: JSL
Well Diameter	: 2 inches

Depth in Feet	Surf. Elev. 1580.37	USCS	GRAPHIC	DESCRIPTION	PID	Recovery (feet)	Sample Interval (feet)
0	1580	FILL		Iron ore concentrate and taconite pellets. Total metals, pH, cyanide, TCLP RCRA metals samples collected (0-1')		5	0-5
		SW-SM					
		ML		Coarse SAND and GRAVEL with fines: (10YR, 3/4) loose.			
5	1575			SILT: (10YR, 3/2) stiff, poorly graded.			
		SW-SM		Coarse SAND and GRAVEL with fines: (10YR, 3/4) loose, well graded, moist, sand looks darker due to abundant black lithics.		4	5-9
		ML		SILT: (2.5YR, 3/6) medium dense, laminated.			
10	1570	SW-SM		Coarse SAND and GRAVEL with fines: (10YR, 3/4) loose.		5	9-14
		SP		Medium SAND with trace coarse gravel: (2.5YR, 4/2) loose, poorly graded.			
		GP		GRAVEL: (10YR, 3/4) loose.			
		ML		SILT: (2.5YR, 3/6) medium dense, laminated.			
15	1565	SW-SM		Coarse SAND with GRAVEL, COBBLES, and FINES: (2.5YR, 4/2) some cobbles with intense oxidation.		5	14-19
20	1560	SW		Coarse SAND with fine GRAVEL and trace fines: (2.5YR, 2.5/1) loose. Saturated at 23'.		1	19-24
25	1555	SP		KMW-7 (24-29) - POORLY GRADED SAND: (7.5YR, 3/4) dark brown. As above but sand is coarser grained and will not stay in barrel. Advanced to 30' bgs, set well.		1	24-29
30	1550						
35	1545						
40	1540						
45							

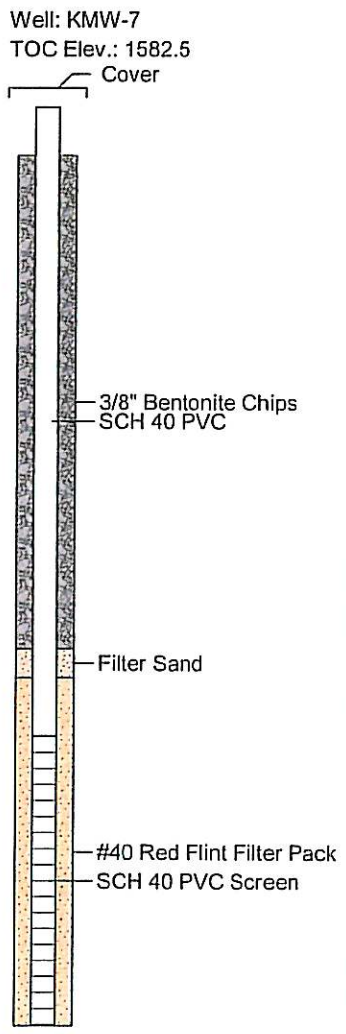

01-31-2007 J:\scopes\06W003\14000 Field Notes\FVD\boring logs\BEA quicklog files\KMW-7.bor

Kennecott Eagle Minerals
1004 Harbor Hills Dr. Suite 103 Marquette, MI 49855

Foth
Foth Infrastructure & Environment, LLC
2737 S. Ridge Road, Suite 600
P.O. Box 12326 • Green Bay, WI 54307-2326

LOG OF BORING KMW-9

(Page 1 of 1)

Date Started	: 9/21/2006
Date Completed	: 9/21/2006
Hole Diameter	: 6"
Drilling Method	: Sonic
Sampling Method	: Blind drilled
Scope	: 06W003

Northing (State Plane)	: 621430.84
Easting (State Plane)	: 26019202.45
Ground Elev. (ft msl)	: 1579.54
Stickup (feet)	: 1.86
Completion type	: Monument
Drilling Company	: Boart Longyear
Driller	: Matt White
Logged by	: JSL
Checked by	: JSL
Well Diameter	: 2 inches

Depth in Feet	Surf. Elev. 1579.54	USCS	GRAPHIC	DESCRIPTION	PID	Recovery (feet)	Sample Interval (feet)
0	1579	NS		Blind drilled KMW-9. Located next to KMW-9P.			
5	1574						
10	1569						
15	1564						
20	1559						
25	1554	SP		POORLY GRADED SAND (7.5YR, 3/3) dark brown.			
30	1549	NS		blind drillied.			
35	1544						
40	1539						
45							

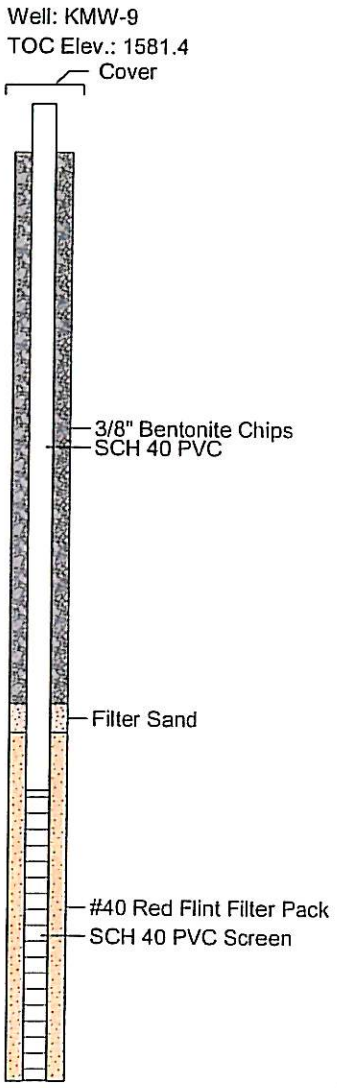

01-31-2007 J:\scopes\06W003\14000 Field Notes\FVD\boring logs\BEA quicklog files\KMW-9.bor

Kennecott Eagle Minerals
1004 Harbor Hills Dr. Suite 103 Marquette, MI 49855

Foth
Foth Infrastructure & Environment, LLC
2737 S. Ridge Road, Suite 600
P.O. Box 12326 • Green Bay, WI 54307-2326

LOG OF BORING KMW-9P

(Page 1 of 2)

Date Started	: 9/21/2006
Date Completed	: 9/21/2006
Hole Diameter	: 6"
Drilling Method	: Sonic
Sampling Method	: Continuous Core
Scope	: 06W003

Northing (State Plane)	: 621432.53
Easting (State Plane)	: 26019193.56
Ground Elev. (ft msl)	: 1579.6
Stickup (feet)	: 1.87
Completion type	: Monument
Drilling Company	: Boart Longyear
Driller	: Matt White
Logged by	: JSL
Checked by	: JSL
Well Diameter	: 2 inches

Surf. Elev. 1579.6

Depth in Feet	USCS	DESCRIPTION	PID	Recovery (feet)	Sample Interval (feet)
0	SW	Coarse SAND with GRAVEL: (10YR, 3/4) loose, subround to round, multilithic, moist.		5	0-5
5	ML	SILT: (2.5YR, 3/6) medium dense, poorly graded, moist.			
	SW-SM	SAND and GRAVEL with FINES: (10YR, 3/4) loose, moist, sand looks darker due to abundant lithics.		4	5-9
10	SW-SM	Sample collected for total metals, pH, TCLP RCRA metals.		4	9-14
15	SW-SM			4	14-19
	SP	Medium SAND: (2.5YR, 4/2) loose.			
	ML	SILT: (2.5YR, 3.5/1) medium dense, laminated.			
20	SW-SM	Coarse SAND and GRAVEL with fines: (10YR, 3/4) loose.		5	19-24
	SP	Coarse SAND with trace gravel: (5YR, 4/6) loose.			
25	SP	Coarse SAND with trace fines: (2.5YR, 2.5/1) loose.		5	24-29
30	NR	No Recovery.		0	29-34

Well: KMW-9P
TOC Elev.: 1581.47

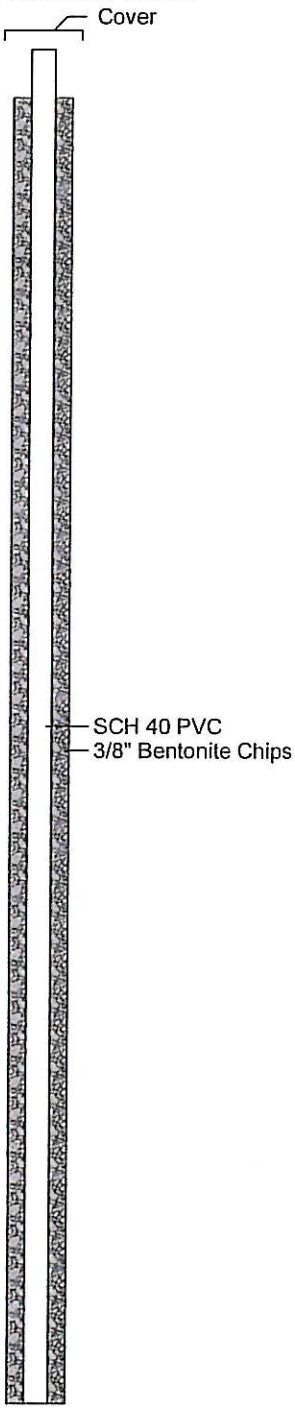

01-31-2007 J:\scopes\06W003\14000 Field Notes\FVD\boring logs\BEA quicklog files\KMW-9P.bor

Kennecott
Eagle Minerals
1004 Harbor Hills Dr. Suite 103 Marquette, MI 49855

Foth
Foth Infrastructure & Environment, LLC
2737 S. Ridge Road, Suite 600
P.O. Box 12326 • Green Bay, WI 54307-2326

LOG OF BORING KMW-9P

(Page 2 of 2)

Date Started	: 9/21/2006
Date Completed	: 9/21/2006
Hole Diameter	: 6"
Drilling Method	: Sonic
Sampling Method	: Continuous Core
Scope	: 06W003

Northing (State Plane)	: 621432.53
Easting (State Plane)	: 26019193.56
Ground Elev. (ft msl)	: 1579.6
Stickup (feet)	: 1.87
Completion type	: Monument
Drilling Company	: Boart Longyear
Driller	: Matt White
Logged by	: JSL
Checked by	: JSL
Well Diameter	: 2 inches

Well: KMW-9P
TOC Elev.: 1581.47

Depth in Feet	Surf. Elev. 1579.6	USCS	GRAPHIC	DESCRIPTION	PID	Recovery (feet)	Sample Interval (feet)
30	1550	NR				0	29-34
35	1545	SW-GP		Coarse SAND with fine GRAVEL: (2.5YR, 2.5/1) medium dense, well rounded dominantly black fine grained basalt and greywacke gravel.		5	34-39
40	1540	NR		No Recovery		0	44-49
45	1535	SW-GP		Coarse SAND with fine GRAVEL: (2.5YR, 2.5/1) medium dense, well rounded dominantly black fine grained basalt and greywacke gravel.		3	44-49
50	1530	SW-GP				5	49-54
55	1525	SP-SM		KMW-9P (52-57') POORLY GRADED SAND with SILT (7.5YR, 3/3) dark brown.		0	54-57
60							

01-31-2007 J:\scopes\06W003\14000 Field Notes\FVD\boring logs\BEA quicklog files\KMW-9P.bor

Kennecott
Eagle Minerals
1004 Harbor Hills Dr. Suite 103 Marquette, MI 49855

Foth
Foth Infrastructure & Environment, LLC
2737 S. Ridge Road, Suite 600
P.O. Box 12326 • Green Bay, WI 54307-2326

LOG OF BORING KMW-10

(Page 1 of 1)

Date Started	: 9/26/2006
Date Completed	: 9/26/2006
Hole Diameter	: 6"
Drilling Method	: Sonic
Sampling Method	: Continuous Core
Scope	: 06W003

Northing (State Plane)	: 620702.26
Easting (State Plane)	: 26021143.72
Ground Elev. (ft msl)	: 1595.03
Stickup (feet)	: 1.89
Completion type	: Monument
Drilling Company	: Boart Longyear
Driller	: Matt White
Logged by	: JSL
Checked by	: JSL
Well Diameter	: 2 inches

Depth in Feet	Surf. Elev. 1595.03	USCS	GRAPHIC	DESCRIPTION	PID	Recovery (feet)	Sample Interval (feet)
0	1595	SW-SM		Iron ore concentrate and sand with gravel and some silt: (2.5YR, 3/1) few taconite pellets, fine to coarse sand, small to medium gravel, subangular to angular, loose.			
		SP		SAND with trace silt, small to large gravel, and cobbles: (7.5YR, 4/6) some taconite pellets throughout, subangular to angular, loose, moist.		4	0-4
5	1590	SW-SM		SILTY SAND with GRAVEL some cobbles: (7.5YR, 4/3) fine to coarse sand, small to large gravel, few taconite pellets and iron ore concentrate, subangular to angular, moist to wet.		2	4-9
10		GW		SANDY GRAVEL with some silt: (2.5YR, 4/1) primarily specular hematite gravel and fines, trace taconite pellets and a little iron ore concentrate, coarse, loose, angular, red water.		2	9-15

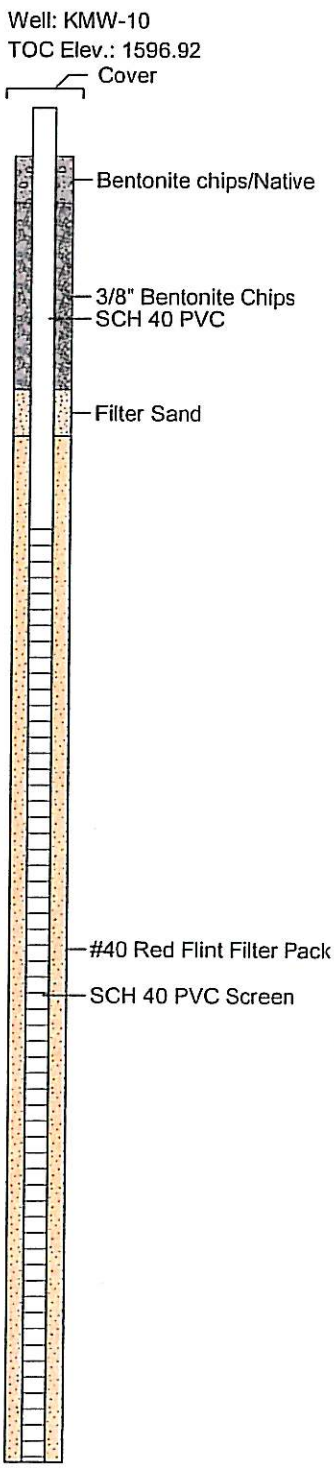

01-31-2007 J:\scopes\06W003\14000 Field Notes\FVD\boring logs\BEA quicklog files\KMW-10.bor

Kennecott Eagle Minerals
1004 Harbor Hills Dr. Suite 103 Marquette, MI 49855

Foth
Foth Infrastructure & Environment, LLC
2737 S. Ridge Road, Suite 600
P.O. Box 12326 • Green Bay, WI 54307-2326

LOG OF BORING KSB-1

(Page 1 of 1)

Date Started	: 9/12/2006
Date Completed	: 9/12/2006
Hole Diameter	: 6"
Drilling Method	: HSA
Sampling Method	: Split Spoon
Scope	: 06W003

Northing (State Plane)	: 621424.67
Easting (State Plane)	: 26020364
Ground Elev. (ft msl)	: 1590.39
Stickup (feet)	: NA
Completion type	: NA
Drilling Company	: Boart Longyear
Driller	: Gary Jones
Logged by	: JSL
Checked by	: JSL
Well Diameter	: NA

Well: NA
TOC Elev.:

Depth in Feet	Surf. Elev. 1590.39	USCS	GRAPHIC	DESCRIPTION	PID	Recovery (feet)	Sample Interval (feet)
0	1590	NR		No Recovery: Asphalt and Fill		0	0-1
		Fill		IRON ORE TAILINGS with some fine gravel: (10YR, 3/3) fine to medium grained, weak petroleum odor.		10	1-3
		FILL		Metallic flecs		0.6	3-5
5	1585	FILL		Lare hematite fragments, wet at bottom, medium petroleum odor. Sample collected for RCRA metals, SPLPVOC, VOC, dry weight, pH, metals, cyanide, PAH		0.6	5-7
10				Auger and spoon refusal.			

01-31-2007 J:\scopes\06W003\14000 Field Notes\FVD\boring logs\BEA quicklog files\KSB-1.bor

Kennecott Eagle Minerals
1004 Harbor Hills Dr. Suite 103 Marquette, MI 49855

Foth
Foth Infrastructure & Environment, LLC
2737 S. Ridge Road, Suite 600
P.O. Box 12326 • Green Bay, WI 54307-2326

LOG OF BORING KSB-3

Date Started	: 9/12/2006
Date Completed	: 9/12/2006
Hole Diameter	: 6"
Drilling Method	: HSA
Sampling Method	: Split Spoon
Scope	: 06W003

Northing (State Plane)	: 621476.83
Easting (State Plane)	: 26020181.23
Ground Elev. (ft msl)	: 1589.36
Stickup (feet)	: NA
Completion type	: NA
Drilling Company	: Boart Longyear
Driller	: Gary Jones
Logged by	: JSL
Checked by	: JSL
Well Diameter	: NA

Well: NA
TOC Elev.:

Depth in Feet	Surf. Elev. 1589.36	USCS	GRAPHIC	DESCRIPTION	PID	Recovery (feet)	Sample Interval (feet)
0	1589	Fill		SILT with GRAVEL: (2.5Y, 2/0)			
		Fill		fine grained SILTY SAND (iron ore tailings) with trace fine gravel: (2.5Y, 2/0) moist, no odor. Sample collected for RCRA metals, total metals, pH, cyanide.	4.4	1.25	0-2
		Fill		Fine SAND with some fine gravel: (10YR, 3/4) soft	4.4	1.3	2-4
5	1584	Fill		Petroleum odor. Sample collected for VOC, dry weight, SPLP VOC.	6.6	1.0	4-6
		ML		SILT with trace gravel: (10YR, 3/3) soft, medium plasticity, cohesive, moist.	5.3	0.5	6-8
		ML		Rock in shoe, sample bagged with 6-8.	4.7	0.1	8-10
10	1579	ML		Wet, drilling difficult.	4.7	0.75	10-12
		SP/GW		Coarse SAND with small to large GRAVEL: (10YR, 3/3) loose, trace clasts up to 1", dry, nonplastic, noncohesive, no odor.	4.7	1.0	12-14
15		ML/CL		CLAYEY SILT with some gravel: (10YR, 3/3) soft, medium plasticity, cohesive. Sample collected for SPLP VOC.	5.0	1.0	14-16

01-31-2007 J:\scopes\06W003\14000 Field Notes\FVD\boring logs\BEA quicklog files\KSB-3.bor

Kennecott Eagle Minerals
1004 Harbor Hills Dr. Suite 103 Marquette, MI 49855

Foth
Foth Infrastructure & Environment, LLC
2737 S. Ridge Road, Suite 600
P.O. Box 12326 • Green Bay, WI 54307-2326

LOG OF BORING KSB-4/4A

(Page 1 of 1)

Date Started	: 9/12/2006
Date Completed	: 9/12/2006
Hole Diameter	: 6"
Drilling Method	: Sonic
Sampling Method	: Continuous Core
Scope	: 06W003

Northing (State Plane)	: 621500.32
Easting (State Plane)	: 26020090.72
Ground Elev. (ft msl)	: 1588.94
Stickup (feet)	: NA
Completion type	: NA
Drilling Company	: Boart Longyear
Driller	: Matt White
Logged by	: REM
Checked by	: JSL
Well Diameter	: NA

Well: NA
TOC Elev.:

Depth in Feet	Surf. Elev. 1588.94	USCS	GRAPHIC	DESCRIPTION	PID	Recovery (feet)	Sample Interval (feet)
0	1589	FILL		Reddish brown top soil.			
		FILL		SILT with hematite iron ore fragments: (10YR, 2.5/1) soft, low plasticity, cohesive, weal petroleum odor.	12.3	1.1	0-2
		FILL		Medium SAND with some gravel: (10YR, 4/3) loose, non-plastic, moist, moderate petroleum odor, massive.	22.5	1.3	2-4
5	1584	FILL		Refusal, move over, blind drill to 4'. Continue with boring KSB-4A. (10YR, 4/2) Strong petroleum odor, moist.	80.2	0.25	4-6
		ML		SILT: (10YR, 4/2) stiff, moderate plasticity, cohesive, massive, moist, strong petroleum odor and petroleum sheen spots.			
		SM		Fine SANDY SILT: (10YR, 4/2) stiff, saturated, strong petroleum odor and petroleum sheen spots.	167	--	6-8
		SM			122	1.7	8-10
10	1579	SM			159	1.3	10-12
		SM				--	12-14
15		SP/GP		Medium SAND with GRAVEL: (10YR, 2.5/1) loose.	5.0	--	14-16

01-31-2007 J:\scopes\06W003\14000 Field Notes\FVD\boring logs\BEA quicklog files\KSB-4.bor

Kennecott Eagle Minerals
1004 Harbor Hills Dr. Suite 103 Marquette, MI 49855

Foth
Foth Infrastructure & Environment, LLC
2737 S. Ridge Road, Suite 600
P.O. Box 12326 • Green Bay, WI 54307-2326

LOG OF BORING KSB-5

(Page 1 of 1)

Date Started	: 9/18/2006
Date Completed	: 9/18/2006
Hole Diameter	: 6"
Drilling Method	: Sonic
Sampling Method	: Continuous Core
Scope	: 06W003

Northing (State Plane)	: 621492.6
Easting (State Plane)	: 26019992.3
Ground Elev. (ft msl)	: 1587.11
Stickup (feet)	: NA
Completion type	: NA
Drilling Company	: Boart Longyear
Driller	: Matt White
Logged by	: TMK1
Checked by	: JSL
Well Diameter	: NA

Well: NA
TOC Elev.:

Depth in Feet	Surf. Elev. 1587.11	USCS	GRAPHIC	DESCRIPTION	PID	Recovery (feet)	Sample Interval (feet)
0	1587	FILL		FILL: (10YR, 3/6) Silty sand with small to large hematite gravel, angular, very fine to coarse sand.	6.7	2	0-2
		GW		Hematite GRAVEL and ROCK: (2.5YR, 6/2).	7.7		
		SW-SM		SILTY SAND with small to large hematite gravel and rock: (10YR, 3/2 to 2.5YR, 3/2) angular, very fine to coarse sand, moist.	9.0	0.5	2-2.5
		SW-SM			6.6	1.5	2.5-4
		GW		Hematite GRAVEL and ROCK: (10YR, 3/2)	7.4		
		GW			8.3	5	4-9
		FILL		Talc-like fill material - gravel with fines - schist mica.	6.9		
5	1582	SW		Very fine to fine SAND with hematite GRAVEL: (10YR, 3/2) some black staining, petroleum odor.	6.5		
		SP		Very fine to fine SAND with some root fibers and wood: (10YR, 3/2) trace gravel and silt, black staining, petroleum odor.	6.8		
		GW		Hematite ROCK and GRAVEL with some fines: (10YR, 3/2)	6.3		
10	1577	SP		Very fine to fine SAND with some root fibers and wood, trace silt, gravel, and cobbles, slight petroleum odor, some black staining decreasing with depth.	5.7	3	9-14
		SP		hematite gravel and greater silt content.	6.3		
15		SP		Fine SAND with little small to large gravel, some root fibers, and trace silt: (10YR, 3/3) slight black staining and petroleum odor.	5.0	3	14-20

01-31-2007 J:\scopes\06W003\14000 Field Notes\FVD\boring logs\BEA quicklog files\KSB-5.bor

Kennecott
Eagle Minerals
1004 Harbor Hills Dr. Suite 103 Marquette, MI 49855

Foth
Foth Infrastructure & Environment, LLC
2737 S. Ridge Road, Suite 600
P.O. Box 12326 • Green Bay, WI 54307-2326

LOG OF BORING KSB-6

(Page 1 of 1)

Date Started	: 9/18/2006
Date Completed	: 9/18/2006
Hole Diameter	: 6"
Drilling Method	: Sonic
Sampling Method	: Continuous Core
Scope	: 06W003

Northing (State Plane)	: 621439.48
Easting (State Plane)	: 26020036.68
Ground Elev. (ft msl)	: 1588.38
Stickup (feet)	: NA
Completion type	: NA
Drilling Company	: Boart Longyear
Driller	: Matt White
Logged by	: TMK1
Checked by	: JSL
Well Diameter	: NA

Well: NA
TOC Elev.:

Depth in Feet	Surf. Elev. 1588.38	USCS	GRAPHIC	DESCRIPTION	PID	Recovery (feet)	Sample Interval (feet)
0	1588	FILL		FILL: (7.5YR, 3/1) Silty sand with small to large hematite gravel, angular, very fine to coarse sand, Strong petroleum odor.	25.1	2	0-2
		SW-SM		SILTY SAND with GRAVEL: (10YR, 3/3) fine to coarse sand, small to large gravel, some rocks, angular, petroleum odor.	6.0		
		BR		Hematite rock.	5.5	0.7	2-4
5	1583	GW		GRAVEL with some coarse fines: (5YR, 4/2) primarily hematite, petroleum odor, some black staining, highly stained towards bottom.	6.2		
		SW/GP		Fine SAND with GRAVEL and COBBLES: (10YR, 4/3) trace roots, little silt, petroleum odor, some black staining.	6.2	4(comp)	4-9
10	1578	SW/GP		Many root fibers, higher silt content, wet.	4.5	1.5	9-14
15		SW/GP		Pieces of wood, wet.	4.9	4	14-20

01-31-2007 J:\scopes\06W003\14000 Field Notes\FVD\boring logs\BEA quicklog files\KSB-6.bor

Kennecott Eagle Minerals
1004 Harbor Hills Dr. Suite 103 Marquette, MI 49855

Foth
Foth Infrastructure & Environment, LLC
2737 S. Ridge Road, Suite 600
P.O. Box 12326 • Green Bay, WI 54307-2326

LOG OF BORING KSB-7

(Page 1 of 1)

Date Started	: 9/19/2006
Date Completed	: 9/19/2006
Hole Diameter	: 6"
Drilling Method	: Sonic
Sampling Method	: Continuous Core
Scope	: 06W003

Northing (State Plane)	: 621297.43
Easting (State Plane)	: 26020409.5
Ground Elev. (ft msl)	: 1589.51
Stickup (feet)	: NA
Completion type	: NA
Drilling Company	: Boart Longyear
Driller	: Matt White
Logged by	: TMK1
Checked by	: JSL
Well Diameter	: NA

Well: NA
TOC Elev.:

Surf. Elev. 1589.51

Depth in Feet	USCS	DESCRIPTION	PID	Recovery (feet)	Sample Interval (feet)
0	FILL	Asphalt			
	SW-SM	SILTY SAND with GRAVEL and COBBLES: (10YR, 4/4) loose, angular, some hematite gravel and flecks, some wood.		3	0-4
	SM	Very fine to fine SILTY SAND: (7.5YR, 4/4) loose to medium dense, poorly graded, mottled, little black staining.			
1585	SM	More black staining, 2" layer of gravel at ~5'.			
5	SP	Fine SAND trace gravel: (7.5YR, 3/3 tp 10YR, 3/4) some coarse grains.		3.8	4-9
	SW-SM	SILTY SAND with GRAVEL: (10YR, 3/4) subround to subangular, varying layers of color and texture, ore concentrate at 3.8 feet, yellowish brown to green to brown.			
1580					
10	SW	Fine to coarse SAND with little gravel: (10YR, 3/4 to 7.5YR, 3/3) subangular to angular, loose, wet.		1.5	9-14
1575	SW-SM	SILTY SAND with little GRAVEL: (5YR, 4/3) fine sand, subangular, loose.			
15	SW-SM	Small to large gravel, subangular to angular - fill material, some black staining.		3.58	14-20
20					

01-31-2007 J:\scopes\06W003\14000 Field Notes\FVD\boring logs\BEA quicklog files\KSB-7.bor

Kennecott
Eagle Minerals
1004 Harbor Hills Dr. Suite 103 Marquette, MI 49855

Foth
Foth Infrastructure & Environment, LLC
2737 S. Ridge Road, Suite 600
P.O. Box 12326 • Green Bay, WI 54307-2326

LOG OF BORING KSB-8

(Page 1 of 1)

Date Started	: 10/4/2006
Date Completed	: 10/4/2006
Hole Diameter	: 6"
Drilling Method	: Sonic
Sampling Method	: Continuous Core
Scope	: 06W003

Northing (State Plane)	: 621202.81
Easting (State Plane)	: 26020520.3
Ground Elev. (ft msl)	: 1592.66
Stickup (feet)	: NA
Completion type	: NA
Drilling Company	: Boart Longyear
Driller	: Matt White
Logged by	: JSL
Checked by	: JSL
Well Diameter	: NA

Well: NA
TOC Elev.:

Depth in Feet	Surf. Elev. 1592.66	USCS	GRAPHIC	DESCRIPTION	PID	Recovery (feet)	Sample Interval (feet)
0		FILL		Taconite pellets and pyrite tailings.			
		SW/GP		Coarse SAND and GRAVEL with rocks.		--	0-4
5		NR		No recovery. Rock flour from boulder pulverized by drill.		0	4-9

01-31-2007 J:\scopes\06W003\14000 Field Notes\FVD\boring logs\BEA quicklog files\KSB-8.bor

Kennecott Eagle Minerals
1004 Harbor Hills Dr. Suite 103 Marquette, MI 49855

Foth
Foth Infrastructure & Environment, LLC
2737 S. Ridge Road, Suite 600
P.O. Box 12326 • Green Bay, WI 54307-2326

LOG OF BORING KSB-9

(Page 1 of 1)

Date Started	: 9/14/2006
Date Completed	: 9/14/2006
Hole Diameter	: 6"
Drilling Method	: HSA
Sampling Method	: Slit Spoon
Scope	: 06W003

Northing (State Plane)	: 621179.02
Easting (State Plane)	: 26020384.48
Ground Elev. (ft msl)	: 1594.14
Stickup (feet)	: NA
Completion type	: NA
Drilling Company	: Boart Longyear
Driller	: Gary Jones
Logged by	: JSL
Checked by	: JSL
Well Diameter	: NA

Well: NA
TOC Elev.:

Depth in Feet	Surf. Elev. 1594.14	USCS	GRAPHIC	DESCRIPTION	PID	Recovery (feet)	Sample Interval (feet)
0	1594	Fill		Medium SAND with SILT and trace gravel: (5YR, 3/2) very loose, moist.		0.4	0-2
		FILL		FILL: (10YR, 2.5/1) black to purple with metallic flecks - taconite pellets in a matrix of silty pyrite.		0.5	2-4
5	1589	FILL				0.5	4-6
		SM		Large broken rock at top of spoon. SILT: (10YR, 3/2) medium dense, non-plastic, cohesive, moist, few rounded to angular coarse sand to fine gravel, pebbles look like greywacke or slate.		0.6	6-8
		ML/CL		SILTY CLAY with root fibers and trace hematite and schist fragments and black (burned?) wood chips: (10YR, 3/2) low plasticity, cohesive, wet.		0.9	8-10
10	1584	SM		Saturated. KSB-9(10-12') Silty Sand: (10YR, 3/3) dark brown. Permeability = 2.5E-05 cm/sec		1.1	10-12
		ML/CL ML/CL ML/CL		Silty Clay: (10YR, 3/2) (10YR, 2/2) Wood chunks and smaller wood fibers, the fibers are variably decomposed. Wood chips, twigs and fibers.		0.9	12-14
15	1579	ML		KSB-9 (14-16') Sandy Silt: (Olive Brown (2.5Y, 4/3) Wood at top, clayey silt at bottom of Shelby tube. Permeability = 2.5E-05 cm/sec		2.3	14-16
		ML/CL		SILTY CLAY with wood chips, twigs, and fibers.		1.5	16-18
		SW/SM		SILTY SAND with GRAVEL: (10YR, 2/2) medium density.		1.3	18-20
20		GW		No recovery, spoon refusal at 21.5'. Small to large GRAVEL with trace silty sand: (10YR, 2.5/2) loose.		NR	20-21.5

01-31-2007 J:\scopes\06W003\14000 Field Notes\FVD\boring logs\BEA quicklog files\KSB-9.bor

Kennecott Eagle Minerals
1004 Harbor Hills Dr. Suite 103 Marquette, MI 49855

Foth
Foth Infrastructure & Environment, LLC
2737 S. Ridge Road, Suite 600
P.O. Box 12326 • Green Bay, WI 54307-2326

LOG OF BORING KSB-10

(Page 1 of 1)

Date Started	: 9/14/2006
Date Completed	: 9/14/2006
Hole Diameter	: 6"
Drilling Method	: HSA
Sampling Method	: Split Spoon
Scope	: 06W003

Northing (State Plane)	: 621158.26
Easting (State Plane)	: 26020280.16
Ground Elev. (ft msl)	: 1592.94
Stickup (feet)	: NA
Completion type	: NA
Drilling Company	: Boart Longyear
Driller	: Gary Jones
Logged by	: JSL
Checked by	: JSL
Well Diameter	: NA

Well: NA
TOC Elev.:

Depth in Feet	Surf. Elev. 1592.94	USCS	GRAPHIC	DESCRIPTION	PID	Recovery (feet)	Sample Interval (feet)
0	1593	FILL		TOP SOIL: (2.5YR, 3/2) weakly organic soil with root fibers and plant material.			
		SW		Medium SAND with some gravel: (2.5YR, 3/2) very loose, non-plastic, loose.			
		FILL		Very fine gray pyrite, medium plasticity, moist.		1.1	0-2
		FILL		FILL: (2.5YR, 3/0) fine to coarse iron ore tailings with taconite pellets and fragments of specular hematite.		0.7	2-4
5		FILL		FILL: (2.5YR, 2.5/0) very fine grained with metallic flecks, soft, nonplastic, moist, iron ore tailing, rock in spoon - same diameter as spoon.		0.5	4-6

01-31-2007 J:\scopes\06W003\14000 Field Notes\FVD\boring logs\BEA quicklog files\KSB-10.bor

Kennecott
Eagle Minerals
1004 Harbor Hills Dr. Suite 103 Marquette, MI 49855

Foth
Foth Infrastructure & Environment, LLC
2737 S. Ridge Road, Suite 600
P.O. Box 12326 • Green Bay, WI 54307-2326

LOG OF BORING KSB-11

Date Started	: 9/13/2006
Date Completed	: 9/13/2006
Hole Diameter	: 6"
Drilling Method	: HSA
Sampling Method	: Slit Spoon
Scope	: 06W003

Northing (State Plane)	: 621199.3
Easting (State Plane)	: 26020056.03
Ground Elev. (ft msl)	: 1588.8
Stickup (feet)	: NA
Completion type	: NA
Drilling Company	: Boart Longyear
Driller	: Gary Jones
Logged by	: JSL
Checked by	: JSL
Well Diameter	: NA

Well: NA
TOC Elev.:

Surf. Elev. 1588.8 - 1589

Depth in Feet	USCS	GRAPHIC	DESCRIPTION	PID	Recovery (feet)	Sample Interval (feet)
0	SP		Medium SAND with minor organic material: (10YR, 2.5/1) non-plastice, moist, massive.			
	SW		Silver SAND with GRAVEL: (10YR, 2.5/1) loose, black and metallic, non-plastic, dry, iron ore stockpile.		1.0	0-2
	SW		Medium SAND with some GRAVEL: (2.5YR, 2.5/0) loose black and metallic silver - iron ore stockpile.		1.25	2-4
	SM		Fine SAND with SILT: (2.5YR, 2.5/0) soft, low plasticity, moist, massive.			
	SM		grades quickly to gravel below.		1.5	4-6
5	GP		Poorly graded small GRAVELwith a few large gravel: (2.5YR, 3/6) very loose, red-brown matrix with subangular to subrounded clasts (multilithic), dry, non-plastic, weakly bedded - glaciofluvial.			
	BR		Rock fragments and rock flour: (2.5yr, 6/0) fragments include greywacke and coarse grained granite, the granite could be bedrock.		0.25	6-6.5

01-31-2007 J:\scopes\06W003\14000 Field Notes\FVD\boring logs\BEA quicklog files\KSB-11.bor

Kennecott Eagle Minerals
1004 Harbor Hills Dr. Suite 103 Marquette, MI 49855

Foth
Foth Infrastructure & Environment, LLC
2737 S. Ridge Road, Suite 600
P.O. Box 12326 • Green Bay, WI 54307-2326

LOG OF BORING KSB-12

(Page 1 of 1)

Date Started	: 9/19/2006
Date Completed	: 9/19/2006
Hole Diameter	: 6"
Drilling Method	: Sonic
Sampling Method	: Continuous Core
Scope	: 06W003

Northing (State Plane)	: 621628.2
Easting (State Plane)	: 26019566.54
Ground Elev. (ft msl)	: 1599.31
Stickup (feet)	: NA
Completion type	: NA
Drilling Company	: Boart Longyear
Driller	: Matt White
Logged by	: TMK1
Checked by	: JSL
Well Diameter	: NA

Well: NA
TOC Elev.:

Depth in Feet	Surf. Elev. 1599.31	USCS	GRAPHIC	DESCRIPTION	PID	Recovery (feet)	Sample Interval (feet)
0	1599	SW-SM		SILTY SAND with GRAVEL and ROCK, root hairs, and some hematite gravel: (10YR, 4/3) loose, angular, poorly sorted.		4	0-4
		SW-SM		SILTY SAND with GRAVEL and ROCK: (7.5YR, 3/3) angular, some hematite gravel and flecks.			
		SW		Fine to coarse SAND with some gravel: (7.5YR, 4/4) loose, subangular to angular, some hematite gravel.		3.5	4-9
5	1594	SW-SM		SILTY SAND with GRAVEL: (5YR, 3/2) loose, angular, fine to coarse sand, wood fiber layer ~0.5' from bottom, last 0.5' contains iron ore concentrate and pellets, some hematite gravel.			
		SW-SM				4	9-14
10	1589	ROCK		Hematite ROCK and GRAVEL, angular.			
		SW-SM		SILTY SAND with GRAVEL: varying colors and textures - gray to brown, some rocks, angular, loose.			
		SP		Fine SAND with trace gravel: (7.5YR, 4/6) medium dense, some black staining, highly oxidized.		4	14-19
15	1584	SW-SM		SILTY SAND with small to large GRAVEL and some rock: (7.5YR, 3/3) loose, angular, some hematite gravel.			
		SW-SM				3	19-22
20	1579	SP		Fine SAND: (7.5-10YR, 4/4) trace small to medium gravel, loose, some oxidation.			
		Slag		Slag-type material, angular gravel and fines (10YR, 3/4)			
		GW		Gravel and cobbles, subrounded to angular.			
25	1574	Slag		Slag-type material - silty sandy material with gravel: (10.5, 4R, 3/2) loose, angular, moist, some hematite gravel, trace iron ore concentrate.		4	22-30
30							

01-31-2007 J:\scopes\06W003\14000 Field Notes\FVD\boring logs\BEA quicklog files\KSB-12.bor

Kennecott Eagle Minerals
1004 Harbor Hills Dr. Suite 103 Marquette, MI 49855

Foth
Foth Infrastructure & Environment, LLC
2737 S. Ridge Road, Suite 600
P.O. Box 12326 • Green Bay, WI 54307-2326

LOG OF BORING KSB-13

(Page 1 of 1)

Date Started	: 9/22/2006
Date Completed	: 9/22/2006
Hole Diameter	: 6"
Drilling Method	: Sonic
Sampling Method	: Continuous Core
Scope	: 06W003

Northing (State Plane)	: 621569.18
Easting (State Plane)	: 26019487.03
Ground Elev. (ft msl)	: 1598.57
Stickup (feet)	: NA
Completion type	: NA
Drilling Company	: Boart Longyear
Driller	: Matt White
Logged by	: JSL
Checked by	: JSL
Well Diameter	: NA

Well: NA
TOC Elev.:

Depth in Feet	Surf. Elev. 1598.57	USCS	GRAPHIC	DESCRIPTION	PID	Recovery (feet)	Sample Interval (feet)
0	1599	SP		Medium SAND with trace gravel: (2.5YR, 3/6) very loose, dark red, dry.		4	0-4
		ML		SILT with taconite pellets: (5Y, 3/1) very dark gray, stiff, buried pyrite.			
5	1594	ML		Dense silt, with few well rounded cobbles and abundant taconite pellets, buried pyrite.		3	4-9
10	1589	ML		(5Y, 5/3 - 5Y, 3/1) buried pyrite.		5	9-14
		GW		Small to large GRAVEL with sand, fines, and pulverized rock: (2.5YR, 3/6) loose, dark red.			
15	1584	GW		(5YR, 4/4) Hematite iron formation.		3	14-15.5
		GW		Hematite iron formation: (5Y, 4/1) broken, angular, gravel, very little fines. Fines may have been washed out by drill.		3.5	15.5-19
		ML		SILT: (5YR, 4/2) dense, dark reddish gray, weakly bedded.			
20	1579	ML		cored large boulder @ 21', stop.		2	19-21
25	1574						
30							

01-31-2007 J:\scopes\06W003\14000 Field Notes\FVD\boring logs\BEA quicklog files\KSB-13.bor

Kennecott Eagle Minerals
1004 Harbor Hills Dr. Suite 103 Marquette, MI 49855

Foth
Foth Infrastructure & Environment, LLC
2737 S. Ridge Road, Suite 600
P.O. Box 12326 • Green Bay, WI 54307-2326

LOG OF BORING KSB-14

(Page 1 of 1)

Date Started	: 9/25/2006
Date Completed	: 9/25/2006
Hole Diameter	: 6"
Drilling Method	: Sonic
Sampling Method	: Continuous Core
Scope	: 06W003

Northing (State Plane)	: 621241.8
Easting (State Plane)	: 26020669.96
Ground Elev. (ft msl)	: 1593.9
Stickup (feet)	: NA
Completion type	: NA
Drilling Company	: Boart Longyear
Driller	: Matt White
Logged by	: TMK1
Checked by	: JSL
Well Diameter	: NA

Well: NA
TOC Elev.:

Depth in Feet	Surf. Elev. 1593.9	USCS	GRAPHIC	DESCRIPTION	PID	Recovery (feet)	Sample Interval (feet)
0	1594	FILL		FILL: (10YR, 3/1.5) Brown till mixed with taconite pellets and some iron ore concentrate, silty sand with gravel, fine to coarse sand, small to large gravel, some cobbles, loose, moist, poorly sorted, subangular to angular, some hematite gravel.	1.2	4	0-4
		FILL		FILL: (7.5YR, 4/4 to 10YR, 4/4) Brown silty sand with gravel, poorly sorted, fine to coarse sand, small to large gravel, some cobbles, subangular to angular, loose, moist.	0.3		
5	1589	SW		Fine to coarse SAND with small to medium GRAVEL and some layers of silty sand: (7.5YR, 4/4) loose, wet, subangular to angular.	3.0	3	4-9
10	1584	SW		same as above grading to SAND with small to large GRAVEL and some cobbles: (7.5YR, 4/4) loose, subangular to angular, wet.	2.4	3	9-12
				Buried pyrite: (5Y, 4/2 to 5Y, 4/3) green colored, fine grained material, sandy silt with some small gravel, medium dense, mottled, moist.	4.2		
		ROCK		ROCK: majority of fines washed out, some fine to coarse sand with some small gravel.		1.5	12-15
15							

01-31-2007 J:\scopes\06W003\14000 Field Notes\FVD\boring logs\BEA quicklog files\KSB-14.bor

Kennecott Eagle Minerals
1004 Harbor Hills Dr. Suite 103 Marquette, MI 49855

Foth
Foth Infrastructure & Environment, LLC
2737 S. Ridge Road, Suite 600
P.O. Box 12326 • Green Bay, WI 54307-2326

LOG OF BORING KSB-15

(Page 1 of 1)

Date Started	: 9/26/2006
Date Completed	: 9/26/2006
Hole Diameter	: 6"
Drilling Method	: Sonic
Sampling Method	: Continuous Core
Scope	: 06W003

Northing (State Plane)	: 621262.93
Easting (State Plane)	: 26020600.98
Ground Elev. (ft msl)	: 1594.46
Stickup (feet)	: NA
Completion type	: NA
Drilling Company	: Boart Longyear
Driller	: Matt White
Logged by	: TMK1
Checked by	: JSL
Well Diameter	: NA

Well: NA
TOC Elev.:

Depth in Feet	Surf. Elev. 1594.46	USCS	GRAPHIC	DESCRIPTION	PID	Recovery (feet)	Sample Interval (feet)
0	1594	FILL		FILL: (7.5YR, 4/6) fill material of various colors and textures, primarily brown silty sandy fill with gravel and taconite pellets (high concentration in the top half and decreasing to trace towards the bottom)	3.1	4	0-4
		FILL		(5YR, 2.5/1) iron ore concentrate, fine to coarse sand, small to medium gravel, loose, moist, subangular to angular, poorly sorted, slight petroleum odor.			
		SW-SM		SANDY SILT with some GRAVEL: (10YR, 4/4) dense, brown, mottled, with black staining and a strong petroleum odor.	6.3		
		SW-SM		(10YR, 3/1) fine to coarse sand, small to medium gravel, loose, moist, oxidation towards bottom.	3.4		
5	1589	SW		Fine to coarse SAND with some gravel and cobbles and trace silt: (10YR, 4/4) loose, subangular to angular, small to large gravel, moist.	0.7	4	4-9
10	1584	SW-SM		GRAVELLY SAND with some SILT: (7.5YR, 4/3 to 7.5YR, 3/2) loose, fine to coarse sand, medium to large gravel, angular, wet, some black staining.	0.5	5	9-15
15							

01-31-2007 J:\scopes\06W003\14000 Field Notes\FVD\boring logs\BEA quicklog files\KSB-15.bor

Kennecott Eagle Minerals
1004 Harbor Hills Dr. Suite 103 Marquette, MI 49855

Foth
Foth Infrastructure & Environment, LLC
2737 S. Ridge Road, Suite 600
P.O. Box 12326 • Green Bay, WI 54307-2326

LOG OF BORING KSB-16

Date Started	: 10/3/2006
Date Completed	: 10/3/2006
Hole Diameter	: 6"
Drilling Method	: Sonic
Sampling Method	: Continuous Core
Scope	: 06W003

Northing (State Plane)	: 621691.66
Easting (State Plane)	: 26019234.29
Ground Elev. (ft msl)	: 1595.92
Stickup (feet)	: NA
Completion type	: NA
Drilling Company	: Boart Longyear
Driller	: Matt White
Logged by	: JSL
Checked by	: JSL
Well Diameter	: NA

Well: NA
TOC Elev.:

Depth in Feet	Surf. Elev. 1595.92	USCS	GRAPHIC	DESCRIPTION	PID	Recovery (feet)	Sample Interval (feet)
0	1596	FILL		FILL: Sand and gravel cover.			
				Very fine grained PYRITE with taconite pellets: (Gley, 3/10Y)		--	0-4
5	1591	FILL		FILL: (10R, 3/1) loose coarse gravel with sand.			
		FILL		FILL: Fine SAND and SILT with trace coarse sand: dense, reddish purple.		3	4-9
10	1586						
15							

01-31-2007 J:\scopes\06W003\14000 Field Notes\FVD\boring logs\BEA quicklog files\KSB-16.bor

Kennecott
Eagle Minerals
1004 Harbor Hills Dr. Suite 103 Marquette, MI 49855

Foth
Foth Infrastructure & Environment, LLC
2737 S. Ridge Road, Suite 600
P.O. Box 12326 • Green Bay, WI 54307-2326

LOG OF BORING KSB-18

(Page 1 of 1)

Date Started	: 10/2/2006
Date Completed	: 10/2/2006
Hole Diameter	: 6"
Drilling Method	: Sonic
Sampling Method	: Continuous Core
Scope	: 06W003

Northing (State Plane)	: 621031.73
Easting (State Plane)	: 26020767.56
Ground Elev. (ft msl)	: 1594.49
Stickup (feet)	: NA
Completion type	: NA
Drilling Company	: Boart Longyear
Driller	: Matt White
Logged by	: JSL
Checked by	: JSL
Well Diameter	: NA

Well: NA
TOC Elev.:

Depth in Feet	Surf. Elev. 1594.49	USCS	GRAPHIC	DESCRIPTION	PID	Recovery (feet)	Sample Interval (feet)
0	1594	FILL		FILL: Very fine grained black iron concentrate with taconite pellets.		4	0-4
5	1589	FILL		Fill: Coarse GRAVEL with abundant fines: (Dark brown) very loose, approximately 15-20% iron concentrate.		5	4-9
10	1584	FILL		FILL: SILT with GRAVEL: nonplastic, no bedding, gravel is coarse and well rounded. Saturated at 10' bgs.		5	9-14
		OL		Compressed peat.			
15	1579	OL		Peat mixed with wood chips and subangular gravel.		2.5	14-19
20	1574	ML		GRAVELLY SILT: medium stiff, gravel is subrounded.		5	19-24
		ML		SILTY GRAVEL: dense			
25		SW		Very coarse SAND with rare GRAVEL: loose, gravel is subrounded.		5	24-29

01-31-2007 J:\scopes\06W003\14000 Field Notes\FVD\boring logs\BEA quicklog files\KSB-18.bor

Kennecott Eagle Minerals
1004 Harbor Hills Dr. Suite 103 Marquette, MI 49855

Foth
Foth Infrastructure & Environment, LLC
2737 S. Ridge Road, Suite 600
P.O. Box 12326 • Green Bay, WI 54307-2326

LOG OF BORING KSB-19

(Page 1 of 1)

Date Started	: 10/4/2006
Date Completed	: 10/4/2006
Hole Diameter	: 6"
Drilling Method	: Sonic
Sampling Method	: Continuous Core
Scope	: 06W003

Northing (State Plane)	: 621252.89
Easting (State Plane)	: 26021257.24
Ground Elev. (ft msl)	: 1603.03
Stickup (feet)	: NA
Completion type	: NA
Drilling Company	: Boart Longyear
Driller	: Matt White
Logged by	: JSL
Checked by	: JSL
Well Diameter	: NA

Well: NA
TOC Elev.:

Depth in Feet	Surf. Elev. 1603.03	USCS	GRAPHIC	DESCRIPTION	PID	Recovery (feet)	Sample Interval (feet)
0	1603	FILL		FILL: loose coarse sand, damp, no odor.		4	0-4
		SM		Medium SAND with SILT: (5YR, 4/4) dense, red brown, 15% coarse gravel, weak petroleum odor.			
		SM				4	4-9
5	1598	SP		Coarse SAND with large GRAVEL and COBBLES: (10R, 3/1) loose, dark red gray, well rounded, weak petroleum odor.			
		ML		SILT: (7.5YR, 4/2) loose, brown, no odor.			
		ML		Saturated.		--	9-14
10	1593	SW-SM		Coarse SAND and SILT with GRAVEL: (10R, 3/1) medium dense, dark red gray, no odor.			
		ML		SILT: (10R, 3/1) medium dense, dark red gray.			
		GP		Coarse GRAVEL with SAND: (10R, 3/2)			
15	1588	ML		SILT with SAND and GRAVEL: (2.5YR, 3/1) soft, dark red gray.		--	14-19
20	1583						
25							

01-31-2007 J:\scopes\06W003\14000 Field Notes\FVD\boring logs\BEA quicklog files\KSB-19.bor

Kennecott Eagle Minerals
1004 Harbor Hills Dr. Suite 103 Marquette, MI 49855

Foth
Foth Infrastructure & Environment, LLC
2737 S. Ridge Road, Suite 600
P.O. Box 12326 • Green Bay, WI 54307-2326

LOG OF BORING MW-601

(Page 1 of 1)

Date Started	: 10/4/2006
Date Completed	: 10/4/2006
Hole Diameter	: 6"
Drilling Method	: Sonic
Sampling Method	: Continuous Core
Scope	: 06W003

Northing (State Plane)	: 621246.68
Easting (State Plane)	: 26021173.49
Ground Elev. (ft msl)	: 1601.06
Stickup (feet)	: 2.01
Completion type	:
Drilling Company	: Boart Longyear
Driller	: Matt White
Logged by	: JSL
Checked by	: JSL
Well Diameter	: 2"

Depth in Feet	Surf. Elev. 1601.06	USCS	GRAPHIC	DESCRIPTION	PID	Recovery (feet)	Sample Interval (feet)
0		FILL		FILL: Organic soil, broken concrete, hematite gravel, damp.			
		SW		Coarse SAND with medium GRAVEL: loose, well rounded, no odor, damp.		4	0-4
		ML		SILT with medium gravel: loose, damp, weak petroleum odor.			
		ML					
5		SM		SANDY SILT: medium stiff, saturated, root hairs and sticks at top of interval, weak petroleum odor.		4	4-9
	1594	ML		SILT with gravel: loose, damp, slight odor. VOC, PAH.			
10		SM		MW-601 (9-11') - SILTY SAND (10YR, 2/2) very dark brown, very thinly layered silt: stiff, damp, layers distinguised by color, darker layers may be organic rich. Two organic-rich layers 1" thick.		--	9-14
	1589	SM		Isolated flat, angular rock fragments throughout (~5%), saturated, no odor.			
15				Depth to water was unclear as the 11.5-14' interval collapses into hole when drilling deeper. Water at 9' after 15 min. Set bottom of well at 14'.			
	1584						
20							
	1579						
25							
	1574						

Well: MW-601
TOC Elev.: 1603.07

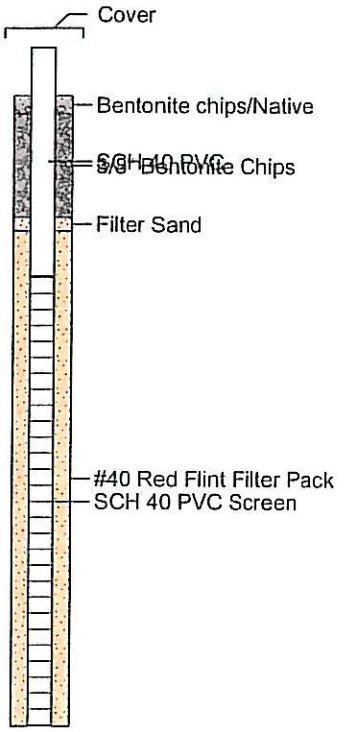

01-31-2007 J:\scopes\06W003\14000 Field Notes\FVD\boring logs\BEA quicklog files\MW-601.bor

Kennecott Eagle Minerals
1004 Harbor Hills Dr. Suite 103 Marquette, MI 49855

Foth
Foth Infrastructure & Environment, LLC
2737 S. Ridge Road, Suite 600
P.O. Box 12326 • Green Bay, WI 54307-2326

LOG OF BORING MW-602

(Page 1 of 1)

Date Started	: 9/27/2006
Date Completed	: 9/27/2006
Hole Diameter	: 6"
Drilling Method	: HSA
Sampling Method	: Split spoon
Scope	: 06W003

Northing (State Plane)	: 620694.07
Easting (State Plane)	: 26022470.72
Ground Elev. (ft msl)	: 1618.41
Stickup (feet)	: 3
Completion type	: Monument
Drilling Company	: Boart Longyear
Driller	: Gary Jones
Logged by	: JSL
Checked by	: JSL
Well Diameter	: 2"

Surf. Elev. 1618.44

Depth in Feet	USCS	GRAPHIC	DESCRIPTION	PID	Recovery (feet)	Sample Interval (feet)
0	BD		Blind drilled, see boring log for P-602 for soil descriptions.			
10	SM		MW-602 (11-21') - POORLY GRADED SAND with SILT: (10YR, 2/1) black.			

Well: MW-602
TOC Elev.: 1621.41

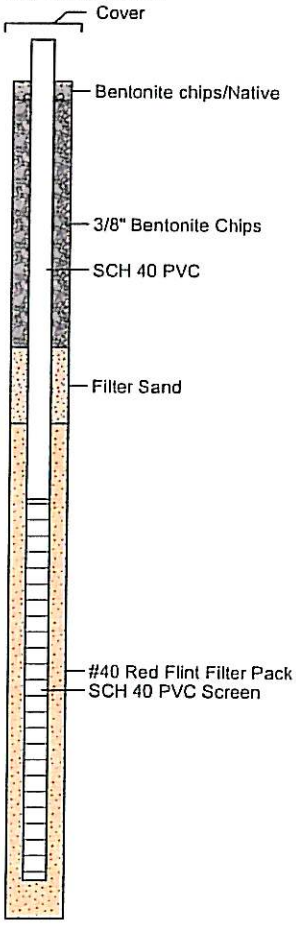

1594

1589

01-31-2007 J:\scopes\06W003\14000 Field Notes\FVD\boring logs\BEA quicklog files\MW-602.bor

1584

1579

Kennecott
Eagle Minerals
1004 Harbor Hills Dr. Suite 103 Marquette, MI 49855

Foth
Foth Infrastructure & Environment, LLC
2737 S. Ridge Road, Suite 600
P.O. Box 12326 • Green Bay, WI 54307-2326

LOG OF BORING MW-603

(Page 1 of 1)

Date Started	: 9/19/2006
Date Completed	: 9/19/2006
Hole Diameter	: 6"
Drilling Method	: HSA
Sampling Method	: 2' Shelby tube on 5' centers
Scope	: 06W003

Northing (State Plane)	: 620342.91
Easting (State Plane)	: 26021748.82
Ground Elev. (ft msl)	: 1610.89
Stickup (feet)	: 2.91
Completion type	:
Drilling Company	: Boart Longyear
Driller	: Gary Jones
Logged by	: REM
Checked by	: JSL
Well Diameter	: 2"

Depth in Feet	Surf. Elev. 1610.89	USCS	GRAPHIC	DESCRIPTION	PID	Recovery (feet)	Sample Interval (feet)
0	1611						
		NR		10' North of SB-603. Blind drilled with 4.25" inner diameter HSA. See boring log from SB-603 for soil descriptions.			
5	1606						
10	1601						
15	1596						
20	1591						
25	1586						
30							

Well:
TOC Elev.:

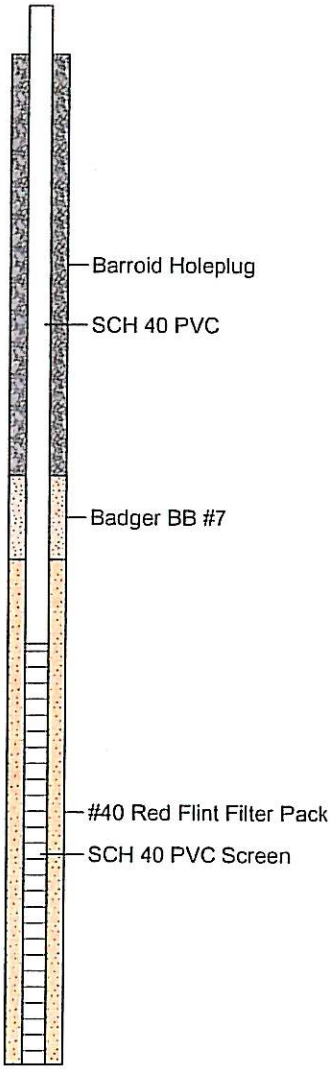

01-31-2007 J:\scopes\06W003\14000 Field Notes\FVD\boring logs\BEA quicklog files\MW-603-well.bor

Kennecott
Eagle Minerals
1004 Harbor Hills Dr. Suite 103 Marquette, MI 49855

Foth
Foth Infrastructure & Environment, LLC
2737 S. Ridge Road, Suite 600
P.O. Box 12326 • Green Bay, WI 54307-2326

LOG OF BORING MW-604

(Page 1 of 1)

Date Started	: 9/28/2006
Date Completed	: 9/28/2006
Hole Diameter	: 6"
Drilling Method	: Sonic
Sampling Method	: NA
Scope	: 06W003

Northing (State Plane)	: 620576.98
Easting (State Plane)	: 26020834.76
Ground Elev. (ft msl)	: 1594.63
Stickup (feet)	: 0.93
Completion type	: Monument
Drilling Company	: Boart Longyear
Driller	: Matt White
Logged by	: JSL
Checked by	: JSL
Well Diameter	: 2-inches

Depth in Feet	Surf. Elev. 1594.63	USCS	GRAPHIC	DESCRIPTION	PID	Recovery (feet)	Sample Interval (feet)
0	1595						
		NR		Blind drilled, next to P604. See boring log for P-604 for soil descriptions.			
5	1590						
10		SM		MW-604 (9-11') SILTY SAND with GRAVEL: (2.5Y, 3/2) very dark grayish brown.			
		NR		blind drilled.			

Well: MW-604
TOC Elev.: 1595.56

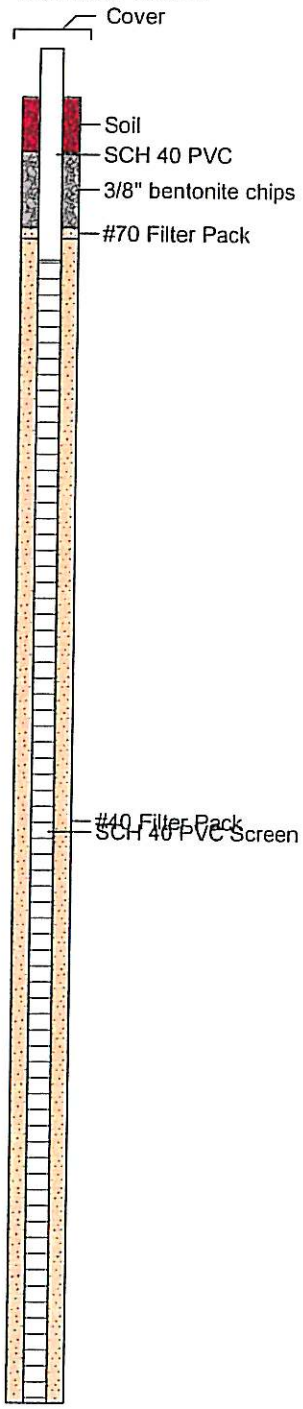

01-31-2007 J:\scopes\06W003\14000 Field Notes\FVD\boring logs\BEA quicklog files\MW-604.bor

Kennecott Eagle Minerals
1004 Harbor Hills Dr. Suite 103 Marquette, MI 49855

Foth
Foth Infrastructure & Environment, LLC
2737 S. Ridge Road, Suite 600
P.O. Box 12326 • Green Bay, WI 54307-2326

LOG OF BORING MW-605

(Page 1 of 1)

Date Started	: 10/2/2006
Date Completed	: 10/2/2006
Hole Diameter	: 6"
Drilling Method	: Sonic
Sampling Method	: blind drill
Scope	: 06W003

Northing (State Plane)	: 620126.52
Easting (State Plane)	: 26021263.01
Ground Elev. (ft msl)	: 1594.56
Stickup (feet)	: 2.12
Completion type	: Monument
Drilling Company	: Boart Longyear
Driller	: Matt White
Logged by	: JSL
Checked by	: JSL
Well Diameter	: 2"

Depth in Feet	Surf. Elev. 1594.56	USCS	GRAPHIC	DESCRIPTION	PID	Recovery (feet)	Sample Interval (feet)
0	1595			Blind drill. Refer to boring log P-605 for soil descriptions.			
	1590						
5		FILL					
10							

Well: MW-605
TOC Elev.: 1596.68

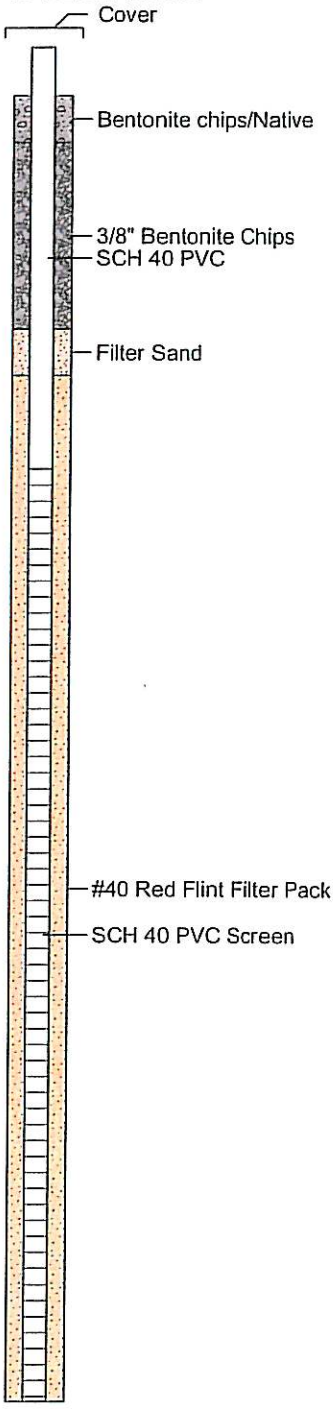

01-31-2007 J:\scopes\06W003\14000 Field Notes\FVD\boring logs\BEA quicklog files\MW-605.bor

Kennecott Eagle Minerals
1004 Harbor Hills Dr. Suite 103 Marquette, MI 49855

Foth
Foth Infrastructure & Environment, LLC
2737 S. Ridge Road, Suite 600
P.O. Box 12326 • Green Bay, WI 54307-2326

LOG OF BORING MW-606

(Page 1 of 1)

Date Started	: 9/27/2006
Date Completed	: 9/27/2006
Hole Diameter	: 6"
Drilling Method	: HSA
Sampling Method	: Split spoon
Scope	: 06W003

Northing (State Plane)	: 620145.39
Easting (State Plane)	: 26022653.6
Ground Elev. (ft msl)	: 1612.31
Stickup (feet)	: 2.79
Completion type	: Monument
Drilling Company	: Boart Longyear
Driller	: Gary Jones
Logged by	: JSL
Checked by	: JSL
Well Diameter	: 2"

Depth in Feet	Surf. Elev. 1612.31	USCS	GRAPHIC	DESCRIPTION	PID	Recovery (feet)	Sample Interval (feet)
0	1612	TL		TAILINGS: (2.5Y, 3/1) loose, dark gray fine to very fine sand.		0	
5	1607					2	4-6
		TL		0.1' to 0.25' layers. Saturated at 10'.		0	
10	1602					2	9-11
						0	
15		TL		Sample collected: Total metal, pH, Cyanide, TCLP RCRA metals.		2	14-16

Well: MW-606
TOC Elev.: 1615.1

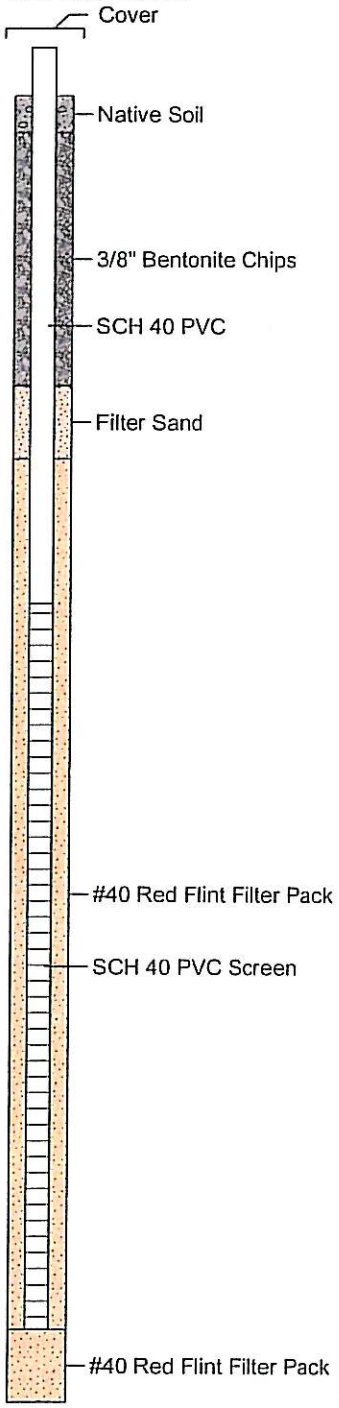

01-31-2007 J:\scopes\06W003\14000 Field Notes\FVD\boring logs\BEA quicklog files\MW-606.bor

Kennecott Eagle Minerals
1004 Harbor Hills Dr. Suite 103 Marquette, MI 49855

Foth
Foth Infrastructure & Environment, LLC
2737 S. Ridge Road, Suite 600
P.O. Box 12326 • Green Bay, WI 54307-2326

LOG OF BORING P-602

(Page 1 of 1)

Date Started	: 9/27/2006
Date Completed	: 9/27/2006
Hole Diameter	: 6"
Drilling Method	: HSA
Sampling Method	: Split spoon
Scope	: 06W003

Northing (State Plane)	: 620692.55
Easting (State Plane)	: 26022476.9
Ground Elev. (ft msl)	: 1618.28
Stickup (feet)	: 3.04
Completion type	:
Drilling Company	: Boart Longyear
Driller	: Gary Jones
Logged by	: JSL
Checked by	: JSL
Well Diameter	: 2"

Depth in Feet	Surf. Elev. 1618.28	USCS	GRAPHIC	DESCRIPTION	PID	Recovery (feet)	Sample Interval (feet)
0	1618			Blind drilled.			
5	1613	TL		Very fine to fine SAND TAILINGS: loose, dark gray, varves @ 5' - 0.05' thick sequence.		2	4-6
10	1608	TL		Very fine to fine SAND TAILINGS: loose, dark gray.		2	9-11
15	1603	TL		Very fine to fine SAND TAILINGS: loose, dark gray. Saturated at 14'. Sample collected: total metals, pH, cyanide, TCLP, RCRA metals.		2	14-16
20	1598	TL		Very fine to fine SAND TAILINGS: loose, dark gray		2	19-21
25	1593	TL		Very fine to fine SAND TAILINGS: loose, dark gray		2	24-26
30	1588	TL		Very fine to fine SAND TAILINGS: loose, dark gray		1.5	29-31
35	1583	TL		Very fine to fine SAND TAILINGS: loose, dark gray		2	34-36
40	1578	TL		Very fine to fine SAND TAILINGS: loose, dark gray		2	39-41
45		TL		Very fine to fine SAND TAILINGS: loose, dark gray		--	44-46

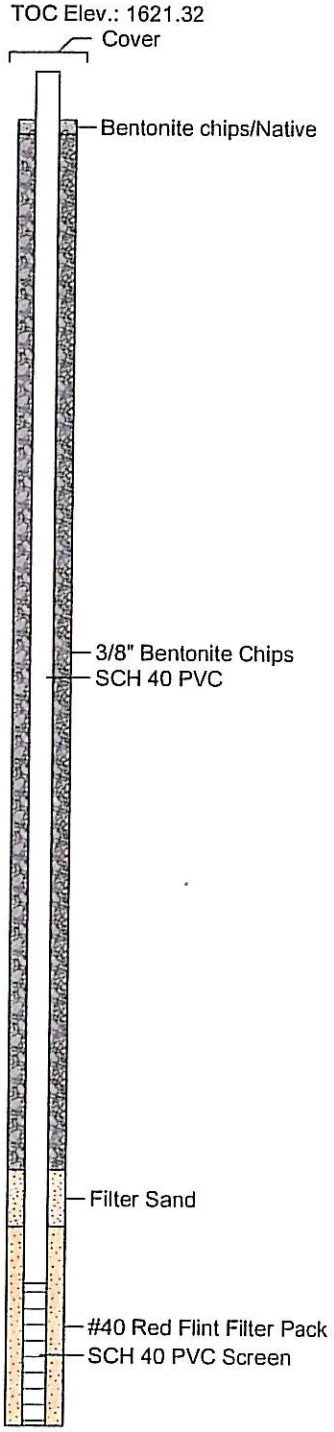

01-31-2007 J:\scopes\06W003\14000 Field Notes\FV\Boring logs\BEA quicklog files\P-602.bor

Kennecott Eagle Minerals
1004 Harbor Hills Dr. Suite 103 Marquette, MI 49855

Foth
Foth Infrastructure & Environment, LLC
2737 S. Ridge Road, Suite 600
P.O. Box 12326 • Green Bay, WI 54307-2326

LOG OF BORING P-604

(Page 1 of 1)

Date Started	: 9/27/2006
Date Completed	: 9/27/2006
Hole Diameter	: 6"
Drilling Method	: Sonic
Sampling Method	: Continuous Core
Scope	: 06W003

Northing (State Plane)	: 620570.81
Easting (State Plane)	: 26020843.75
Ground Elev. (ft msl)	: 1594.59
Stickup (feet)	: 0.83
Completion type	: Monument
Drilling Company	: Boart Longyear
Driller	: Matt White
Logged by	: TMK1
Checked by	: JSL
Well Diameter	: 2"

Depth in Feet	Surf. Elev. 1594.59	USCS	GRAPHIC	DESCRIPTION	PID	Recovery (feet)	Sample Interval (feet)
0	1594	FILL		FILL: (2.5YR, 3/2) rock, gravel and some fines, some specular hematite, few taconite pellets, red color, fine to coarse sand, small to large gravel, subangular to angular.			
5	1589	SW-SM		High mottled/marled SAND with SILT and GRAVEL some cobbles: (2.5Y, 3/1) subrounded to angular, fine to coarse sand, color, texture and grainsize vary throughout core. higher gravel content towards bottom, some chunks of yellow silt (2.5Y, 6/6), red silt towards middle (2.5YR, 4/4), green silt (gley 1, 4/5GY).		1	0-9
10	1584					4	9-14
15	1579	SW/GW		SANDY GRAVEL/GRAVELLY SAND with some SILT and COBBLES: (7.5YR, 3/2) loose, fine to coarse sand, subround to angular, wet, varies in texture/grain size throughout, areas stained with red silt (2.5YR, 4/4)		3.7	14-19
20	1574	GW/SW		(7.5YR, 3/1 to 7.5YR, 4/3) gravel has less coarse sand, small to medium gravel, grading to fine to medium sand, loose, subrounded to angular, little red staining toward middle, no cobbles in gravel but increasing with depth, none in sand.		3.5	19-26
25		BR		Gneiss bedrock 0.5' core.		2	26-28

Well: P-604
TOC Elev.: 1595.42

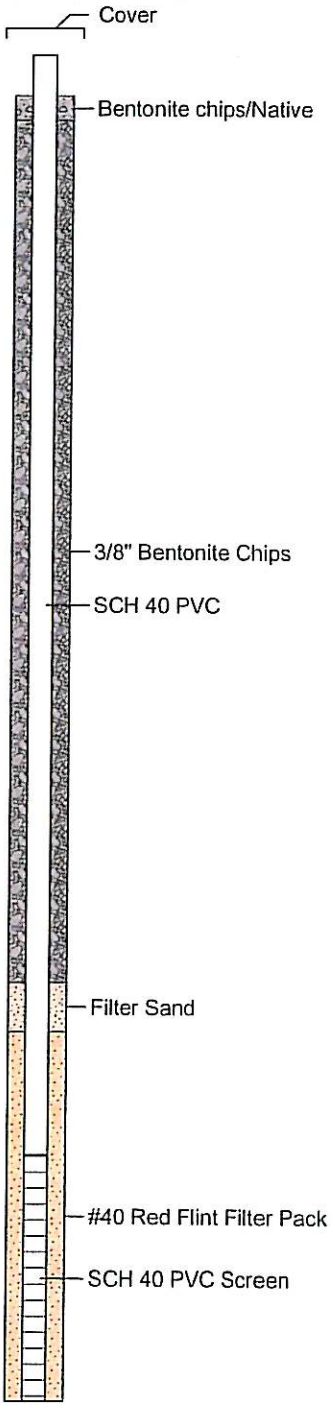

01-31-2007 J:\scopes\06W003\14000 Field Notes\FVD\boring logs\BEA quicklog files\P-604.bor

Kennecott Eagle Minerals
1004 Harbor Hills Dr. Suite 103 Marquette, MI 49855

Foth
Foth Infrastructure & Environment, LLC
2737 S. Ridge Road, Suite 600
P.O. Box 12325 • Green Bay, WI 54307-2325

LOG OF BORING P-605

(Page 1 of 1)

Date Started	: 10/2/2006
Date Completed	: 10/2/2006
Hole Diameter	: 6"
Drilling Method	: Sonic
Sampling Method	: Continuous
Scope	: 06W003

Northing (State Plane)	: 620116.04
Easting (State Plane)	: 26021264.96
Ground Elev. (ft msl)	: 1594.58
Stickup (feet)	: 2.02
Completion type	: Monument
Drilling Company	: Boart Longyear
Driller	: Matt White
Logged by	: JSL
Checked by	: JSL
Well Diameter	: 2"

Depth in Feet	Surf. Elev. 1594.58	USCS	GRAPHIC	DESCRIPTION	PID	Recovery (feet)	Sample Interval (feet)
0	1595	SW		GRAVELLY SAND with fines: (10R, 3/2) loose, well graded, well rounded gravel.		3	0-4
5	1590	SW		Saturated at 7' bgs. with rocks up to 0.5'.		4	4-9
10	1585	GP		Fine GRAVEL with coarse SAND: (10R, 3/1) very loose, up to 25% large gravel/cobbles.		3	9-14
15	1580	GP		grades to a....		5	14-19
		ML		GRAVELLY SILT with trace clay: (2.5YR, 5/1) dense, gravel is predominantly subangular to subrounded, chlorite-rich rock - looks like till.			
20	1575	GW		Coarse GRAVEL and COBBLES: (2.5YR, 5/1) very loose, angular to subangular, with a few fines - ~25% >1".		2	19-24
25	1570	GW		Increasing fines.		4	24-29
30		BR		Large ROCKS and granite-gneiss bedrock, all fines washed out during drilling.		1	29-24.5

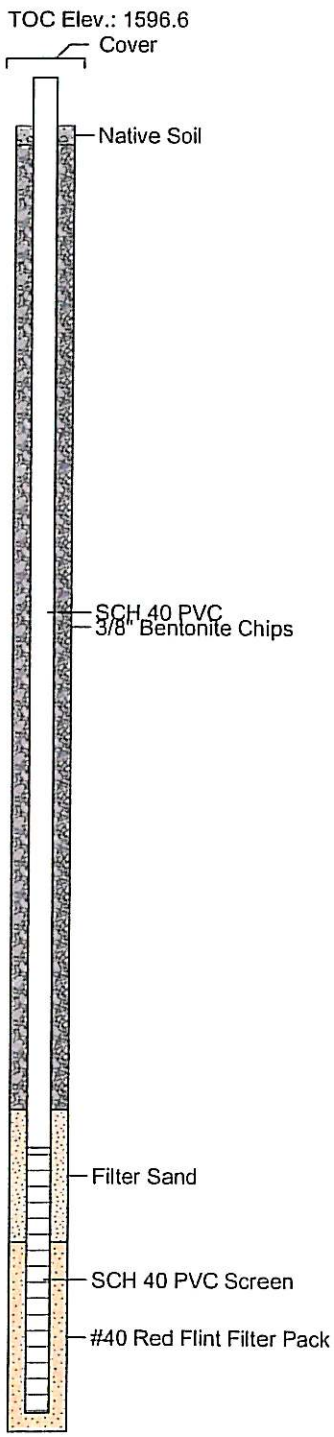

01-31-2007 J:\scopes\06W003\14000 Field Notes\FVD\boring logs\BEA quicklog files\P-605.bor

Kennecott
Eagle Minerals
1004 Harbor Hills Dr. Suite 103 Marquette, MI 49855

Foth
Foth Infrastructure & Environment, LLC
2737 S. Ridge Road, Suite 600
P.O. Box 12326 • Green Bay, WI 54307-2326

LOG OF BORING SB-603

(Page 1 of 1)

Date Started	: 9/19/2006
Date Completed	: 9/19/2006
Hole Diameter	: 6"
Drilling Method	: HSA
Sampling Method	: 2' Shelby tube on 5' centers
Scope	: 06W003

Northing (State Plane)	: 620342.91
Easting (State Plane)	: 26021748.82
Ground Elev. (ft msl)	: 1610.89
Stickup (feet)	: 2.91
Completion type	:
Drilling Company	: Boart Longyear
Driller	: Gary Jones
Logged by	: REM
Checked by	: JSL
Well Diameter	:

Well:
TOC Elev.:
——— SCH 40 PVC

Depth in Feet	Surf. Elev. 1610.89	USCS	GRAPHIC	DESCRIPTION	PID	Blow Count	Recovery (feet)	Sample Interval (feet)
0	1611	NR		Blind drilled				
5	1606	SP		TAILINGS: (10YR, 4/1) loose, gray to dark gray very fine to fine sand and specular hematite tailings sand, dry to moist.		5/8/7/7	1.8	4-6
10	1601	SP		(10YR, 4/1 to 10YR, 5/1 and 10Y, 5/2) medium dense, varved appearance, 0.01' to 0.03' thick, lense of dark red silt tailings.		9/10/12/11	1.9	9-11
15	1596	SP / SM		Saturated MW-603 (14-21) - SILTY SAND: (10YR, 2/1) black		10/10/11/7	1.8	14-16
20	1591	SM		loose with thicker layer of dark red silt tailings (up to 0.05' thick.		2/4/9/9	1.8	19-21
25	1586	OL		PEAT: (2.5YR, 2/0) very soft, saturated.		--	1.5	24-26
		SM/ML		SANDY SILT to SILTY fine SAND: (10YR, 4/6) medium dense, dark yellowish brown, non-plastic, saturate.		11/10/26/21	1.5	26-28
30		SP		Fine to medium SAND with trace silt: (10YR) dense, saturated.		25/28/48/50-2"	1	29-31

01-31-2007 J:\scopes\06W003\14000 Field Notes\FVD\boring logs\BEA quicklog files\SB-603.bor

Kennecott Eagle Minerals
1004 Harbor Hills Dr. Suite 103 Marquette, MI 49855

Foth
Foth Infrastructure & Environment, LLC
2737 S. Ridge Road, Suite 600
P.O. Box 12326 • Green Bay, WI 54307-2326

LOG OF BORING SB-607

(Page 1 of 1)

Date Started	: 9/12/2006
Date Completed	: 9/12/2006
Hole Diameter	: 6"
Drilling Method	: HSA
Sampling Method	: Split Spoon
Scope	: 06W003

Northing (State Plane)	: 621120.54
Easting (State Plane)	: 26020809.82
Ground Elev. (ft msl)	: 1595.73
Stickup (feet)	: --
Completion type	: NA
Drilling Company	: Boart Longyear
Driller	: Paul Dickenson
Logged by	: REM
Checked by	: JSL
Well Diameter	: NA

Well:
TOC Elev.:

Depth in Feet	Surf. Elev. 1595.73 1596	USCS	GRAPHIC	DESCRIPTION	PID	Blow Count	Recovery (feet)	Sample Interval (feet)
0		FILL		FILL: Fine to medium SAND with small to large GRAVEL: (5YR, 5/6) medium dense, yellowish red, moist.		8/33 for 1"	0.7	0-0.8
		FILL		FILL: (10R, 2.5/1) dense, taconite pellets and fine grained taconite, reddish black.				
		FILL		(10R, 2.5/1) very dense, taconite pellets and fine grained taconite with angular fine to coarse gravel and cobles, reddish black. Sapmle collected for metal analysis.		2/65/40 for .3'	0.8	2-2.9
5				No recovery - drove rock.		14/14/11/27	0.3	4-6
		ML/CL		SB-607 (6-7.1') CLAYEY SILT to SILTY CLAY: (10YR, 3/6) soft, dark yellowish brown, little fine sand and root hairs, wet. Permeability = 7.3E-02 cm/sec.		--	1.4	6-7.4
		ML		Fine SANDY SILT with fine to coarse gravel: (10YR, 3/3) very dense, dark brown, moist.				
				Drilled ~0.3' into rock or boulder. Refusal @ 7.8' bgs.		--	0	

01-31-2007 J:\scopes\06W003\14000 Field Notes\FV\boring logs\BEA quicklog files\SB-607.bor

Kennecott Eagle Minerals
1004 Harbor Hills Dr. Suite 103 Marquette, MI 49855

Foth
Foth Infrastructure & Environment, LLC
2737 S. Ridge Road, Suite 600
P.O. Box 12326 • Green Bay, WI 54307-2326

LOG OF BORING SB-607A

(Page 1 of 1)

Date Started	: 9/12/2006
Date Completed	: 9/12/2006
Hole Diameter	: 6"
Drilling Method	: HSA
Sampling Method	: Split spoon
Scope	: 06W003

Northing (State Plane)	: 621120.91
Easting (State Plane)	: 26020825.21
Ground Elev. (ft msl)	: 1596.15
Stickup (feet)	: --
Completion type	: NA
Drilling Company	: Boart Longyear
Driller	: Paul Dickenson
Logged by	: REM
Checked by	: JSL
Well Diameter	: NA

Well:
TOC Elev.:

Depth in Feet	Surf. Elev. 1596.15	USCS	GRAPHIC	DESCRIPTION	PID	Blow Count	Recovery (feet)	Sample Interval (feet)
0	1596			Blind drill to 8' bgs, see log for SB-607 for soil description.				
5	1591							
		ML		SANDY SILT: (5YR, 4/3) very dense, reddish brown.				
		SP		Fine and medium SAND: (5YR, 4/3) layered, saturated, reddish brown.		23/23/35/15	0.65	8-10
10	1586	SP		SILTY fine SAND with fine to coarse gravel: (5YR, 5/4) very dense, brown, gray, black, wet, mottled. Drove rock, hit rock at 11'.		41/17/50	0.8	10-12
		SP		Sample collected.		82/30 for 2"	0.4	12-14
		GW		Coarse GRAVEL: (5YR, 3/2) wet, dark reddish brown.		100 for 3"	0.1	14-14.3
15						~~100 for 0"~~	~~0~~	~~16-16~~
				No recovery. Refusal at 16' bgs.				

01-31-2007 J:\scopes\06W003\14000 Field Notes\FVD\boring logs\BEA quicklog files\SB-607A.bor

Kennecott
Eagle Minerals
1004 Harbor Hills Dr. Suite 103 Marquette, MI 49855

Foth
Foth Infrastructure & Environment, LLC
2737 S. Ridge Road, Suite 600
P.O. Box 12326 • Green Bay, WI 54307-2326

LOG OF BORING SB-608

(Page 1 of 1)

Date Started	: 9/12/2006
Date Completed	: 9/12/2006
Hole Diameter	: 6"
Drilling Method	: HSA
Sampling Method	: Split spoon
Scope	: 06W003

Northing (State Plane)	: 621091.77
Easting (State Plane)	: 26020991.77
Ground Elev. (ft msl)	: 1597.41
Stickup (feet)	: --
Completion type	: NA
Drilling Company	: Boart Longyear
Driller	: Paul Dickenson
Logged by	: REM
Checked by	: JSL
Well Diameter	: NA

Well:
TOC Elev.:

Depth in Feet	Surf. Elev. 1597.41	USCS	GRAPHIC	DESCRIPTION	PID	Blow Count	Recovery (feet)	Sample Interval (feet)
0	1597	FILL		FILL: (5YR, 3/3) mixed sand, gravel and taconite pellets, dark reddish brown, moist.				
		FILL		(7.5YR, 4/4) fine to coarse sand and fine to coarse gravel, dark brown, moist.				
		FILL		(7.5YR, 3/4) fine to coarse sand and taconite pellets, dark brown, moist.		23/33/40/15 for 2"	1.3	0-2
		SW		Drove rock in SILTY fine SAND with fine to coarse GRAVEL: (5YR, 3/3) dark reddish brown, moist.		20/47/26 for 1"	1.1	2-4
5		SW-SM		SILT with fine to coarse GRAVEL and fine SAND: (10YR, 3/2) glacial till, dark grayish brown, moist.		13/26/70 for 1"	1.0	4-6
		NR		No recovery. Refusal at 6.1' bgs.		--	0	6-6.1

01-31-2007 J:\scopes\06W003\14000 Field Notes\FVD\boring logs\BEA quicklog files\SB-608.bor

Kennecott Eagle Minerals
1004 Harbor Hills Dr. Suite 103 Marquette, MI 49855

Foth
Foth Infrastructure & Environment, LLC
2737 S. Ridge Road, Suite 600
P.O. Box 12326 • Green Bay, WI 54307-2326

LOG OF BORING SB-608A

(Page 1 of 1)

Date Started	: 9/12/2006
Date Completed	: 9/12/2006
Hole Diameter	: 6"
Drilling Method	: HSA
Sampling Method	: Split spoon
Scope	: 06W003

Northing (State Plane)	: 621089.58
Easting (State Plane)	: 26020997.22
Ground Elev. (ft msl)	: 1597.44
Stickup (feet)	: --
Completion type	: NA
Drilling Company	: Boart Longyear
Driller	: Paul Dickenson
Logged by	: REM
Checked by	: JSL
Well Diameter	: NA

Well:
TOC Elev.:

Depth in Feet	Surf. Elev. 1597.44	USCS	GRAPHIC	DESCRIPTION	PID	Blow Count	Recovery (feet)	Sample Interval (feet)
0	1597			Blind drilled to 6' bgs. See log for SB-608 for soil descriptions.				
5	1592	SW-SM		SANDY SILT with fine to coarse GRAVEL: (10YR, 3/2) dark grayish brown.		17/4/20/26	0.9	6-8
		ML		SILT with fine to coarse GRAVEL: (10YR, 3/2) dark grayish brown, saturated.		23/59/25 for 3"	0.5	8-10
10		GW		Fine to coarse GRAVEL with SILT and SAND: (10YR, 3/2) dark grayish brown.		50/50	0.4	10-12
				Refusal at 11' bgs.				

01-31-2007 J:\scopes\06W003\14000 Field Notes\FVD\boring logs\BEA quicklog files\SB-608A.bor

Kennecott
Eagle Minerals
1004 Harbor Hills Dr. Suite 103 Marquette, MI 49855

Foth
Foth Infrastructure & Environment, LLC
2737 S. Ridge Road, Suite 600
P.O. Box 12326 • Green Bay, WI 54307-2326

LOG OF BORING SB-609

(Page 1 of 1)

Date Started	: 9/13/2006
Date Completed	: 9/13/2006
Hole Diameter	: 6"
Drilling Method	: HSA
Sampling Method	: Split spoon
Scope	: 06W003

Northing (State Plane)	: 620932.59
Easting (State Plane)	: 26021586.88
Ground Elev. (ft msl)	: 1605.11
Stickup (feet)	: --
Completion type	: NA
Drilling Company	: Boart Longyear
Driller	: Paul Dickenson
Logged by	: CS
Checked by	: JSL
Well Diameter	: NA

Well:
TOC Elev.:

Depth in Feet	Surf. Elev. 1605.11	USCS	GRAPHIC	DESCRIPTION	PID	Blow Count	Recovery (feet)	Sample Interval (feet)
0	1605	FILL		Fine SAND with GRAVEL and R.R. tie fragments: (5YR, 4/3) reddish brown, moist, 1 R.R. ballast.		5/30/15/20	1.0	0-2
		OL		WOOD FRAGMENTS and Fine SAND with GRAVEL: (5YR, 4/3) reddish brown, moist, wood in tip of spoon.		15/13/11/10	0.1	2-4
5	1600	SW		Fine SAND with GRAVEL: (5YR, 3/3) dark reddish brown, moist, rock in tip of spoon, may be driving through rock.		23/17/11/26	0.1	4-6
		SW		Rock in tip of spoon.		01/2/19/46	0.1	6-8
		GP		GRAVEL with a little sand: (gray) moist, rock in tip of spoon.		100 for 1"	0.1	8-10
10	1595	SP		Fine to medium SAND: (5YR, 3/3) Dark reddish brown, saturated at 10".		10/7/8/25	1.0	10-12
		SW		Big chunk of GRAVEL in spoon with a little fine to medium SAND: (5YR, 3/3) dark reddish brown, saturated.		8/36/70 for 5"	0.1	12-14
		SW-SM		SILTY SAND with GRAVEL: (5YR, 4/3) reddish brown, saturated, rock in tip of spoon.		61/40 for 4"	0.9	14-16
15				Spoon and auger refusal, possible bedrock or other big rock 8"-12", boulders coming up auger flights.				

01-31-2007 J:\scopes\06W003\14000 Field Notes\FVD\boring logs\BEA quicklog files\SB-609.bor

Kennecott Eagle Minerals

1004 Harbor Hills Dr. Suite 103 Marquette, MI 49855

Foth

Foth Infrastructure & Environment, LLC
2737 S. Ridge Road, Suite 600
P.O. Box 12326 • Green Bay, WI 54307-2326

LOG OF BORING SB-610

(Page 1 of 1)

Date Started	: 9/13/2006
Date Completed	: 9/13/2006
Hole Diameter	: 6"
Drilling Method	: HSA
Sampling Method	: Split spoon
Scope	: 06W003

Northing (State Plane)	: 620927.29
Easting (State Plane)	: 26021384.46
Ground Elev. (ft msl)	: 1601.38
Stickup (feet)	: --
Completion type	: NA
Drilling Company	: Boart Longyear
Driller	: Paul Dickenson
Logged by	: CS
Checked by	: JSL
Well Diameter	: NA

Well:
TOC Elev.:

Depth in Feet	Surf. Elev. 1601.38	USCS	GRAPHIC	DESCRIPTION	PID	Blow Count	Recovery (feet)	Sample Interval (feet)
0	1601	FILL		Iron ore pellets: (7.5YR, 5/6)				
		SM		Fine to medium SAND with SILT and a little coarse gravel: (7.5YR, 6/6) strong brown, moist.		21/44/30/33 for 3"	1.3	0-2
		SM		(10YR, 3/6) dark yellowish brown, moist.		26/13/59 for 5"	0.7	2-4
				Auger refusal, may have hit big boulder.				
5								

01-31-2007 J:\scopes\06W003\14000 Field Notes\FVD\boring logs\BEA quicklog files\SB-610.bor

Kennecott Eagle Minerals
1004 Harbor Hills Dr. Suite 103 Marquette, MI 49855

Foth
Foth Infrastructure & Environment, LLC
2737 S. Ridge Road, Suite 600
P.O. Box 12326 • Green Bay, WI 54307-2326

LOG OF BORING SB-610A

(Page 1 of 1)

Date Started	: 9/13/2006
Date Completed	: 9/13/2006
Hole Diameter	: 6"
Drilling Method	: HSA
Sampling Method	: Split spoon
Scope	: 06W003

Northing (State Plane)	: 620925.31
Easting (State Plane)	: 26021391.14
Ground Elev. (ft msl)	: 1601.7
Stickup (feet)	: --
Completion type	: NA
Drilling Company	: Boart Longyear
Driller	: Paul Dickenson
Logged by	: CS
Checked by	: JSL
Well Diameter	: NA

Well:
TOC Elev.:

Depth in Feet	Surf. Elev. 1601.7	USCS	GRAPHIC	DESCRIPTION	PID	Blow Count	Recovery (feet)	Sample Interval (feet)
0	1602			Blind drilled to 4' bgs. Hit rock and continued. See log for SB-10 for soil description.				
5	1597	SM		Fine to medium SAND with SILT and trace gravel: (10YR, 3/6) dark yellowish brown, moist.		10/9/10/8	0.5	4-6
		SM				27/37/44 for 3"	0.5	6-8
		OL		PEAT: (5YR, 2.5/1) black, wood fibers and organics.				
		SM		SANDY SILT: (7.5YR, 3/4) dark brown, saturated at 9'.		20/6/6/9	1.1	8-10
10	1592	SM		SILT with fine SAND: (7.5YR, 4/6) strong brown, saturated.		15/7/13/15	1.0	10-12
		SM		(7.5YR, 3/4)				
		SM		Fine SAND with SILT and trace gravel: (7.5YR, 3/4) strong brown, saturated.		26/38/17/18	1.4	12-14
		SM		SILT with Fine SAND: (7.5YR, 3/4) strong brown, saturated.				
15	1587	GW		GRAVEL with SILT and fine SAND: (7.5YR, 3/4) strong brown, saturated.		18/16/26/25	1.2	14-16
		SP		Fine SAND with GRAVEL: (7.5YR, 3/4) strong brown, saturated.		18/19/19/10	0.8	16-18
20				Auger and spoon refusal, top/rock or big boulder.				

01-31-2007 J:\scopes\06W003\14000 Field Notes\FVD\boring logs\BEA quicklog files\SB-610A.bor

Kennecott Eagle Minerals
1004 Harbor Hills Dr. Suite 103 Marquette, MI 49855

Foth
Foth Infrastructure & Environment, LLC
2737 S. Ridge Road, Suite 600
P.O. Box 12326 • Green Bay, WI 54307-2326

LOG OF BORING SB-611

(Page 1 of 1)

Date Started	: 9/13/2006
Date Completed	: 9/13/2006
Hole Diameter	: 6"
Drilling Method	: HSA
Sampling Method	: Split spoon
Scope	: 06W003

Northing (State Plane)	: 620863.55
Easting (State Plane)	: 26021174.86
Ground Elev. (ft msl)	: 1599.33
Stickup (feet)	: --
Completion type	: NA
Drilling Company	: Boart Longyear
Driller	: Paul Dickenson
Logged by	: CS
Checked by	: JSL
Well Diameter	: NA

Well:
TOC Elev.:

Depth in Feet	Surf. Elev. 1599.33	USCS	GRAPHIC	DESCRIPTION	PID	Blow Count	Recovery (feet)	Sample Interval (feet)
0	1599			Iron ore pellets, gravel, and sand: (2.5Y, 2/0) black, moist.		12/31/21/14	0.7	0-2
		ML		SANDY SILT with some GRAVEL: (5YR, 3/1) very dark gray, moist.		52/37/20 for 4"	0.5	2-4
5	1594	SM		SILTY SAND with some GRAVEL: (7.5Y, 3/4) dark brow, moist.		32/35/27/10 for 5"	1.1	4-6
		GW		GRAVEL with SAND: (5YR, 3/2) dark reddish brown, moist.		14/20/14/15	0.1	6-8
		SP		fine to medium SAND with some SILT: (7.5Y, 4/4) dark brown, moist.		21/25/5/2	1.0	8-10
10	1589	SP		Fine SAND with SILT: (7.5YR, 3/4) dark brown, moist.		3/5/2/1	0.4	10-12
		SW-SM		SILTY SAND with GRAVEL: (7.5YR, 3/2) dark brown, saturated.		1/2/5/7	0.7	12-14
15	1584	SW-SM				4/8/4/5	1.0	14-16
		ML		SANDY SILT with GRAVEL: (7.5YR, 3/2) dark brown, saturated.		2/3/5/5	0.3	16-18
		SP		Fine SAND with GRAVEL: (7.5YR, 3/2) dark brown, saturated.		30/13/23/13	0.9	18-20
20	1579	SW-SM		Silty Sand with some GRAVEL: (7.5YR, 3/2) dark brown, saturated.		8/7/16/14	0.6	20-22
		SW-SM		SILTY SAND with GRAVEL: (7.5YR, 3/2) dark brown, saturated, peat in sampler tip ~3".		1/2/4/2	0.7	22-24
		OL		PEAT: (7.5YR, 3/2) dark brown, saturated.				
25		OL				12/8/11/12	0.9	24-26
		ML/CL		CLAYEY SILT with some GRAVEL: (7.5YR, 3/2) dark brown saturated, top of rock (or boulder) at 28'.		21/38/16/50	1.1	26-28

01-31-2007 J:\scopes\06W003\14000 Field Notes\FVD\boring logs\BEA quicklog files\SB-611.bor

Kennecott Eagle Minerals
1004 Harbor Hills Dr. Suite 103 Marquette, MI 49855

Foth
Foth Infrastructure & Environment, LLC
2737 S. Ridge Road, Suite 600
P.O. Box 12326 • Green Bay, WI 54307-2326

LOG OF BORING SB-612

(Page 1 of 1)

Date Started	: 9/14/2006
Date Completed	: 9/14/2006
Hole Diameter	: 6"
Drilling Method	: HSA
Sampling Method	: Split spoon
Scope	: 06W003

Northing (State Plane)	: 620896.43
Easting (State Plane)	: 26020955.55
Ground Elev. (ft msl)	: 1595.84
Stickup (feet)	: --
Completion type	: NA
Drilling Company	: Boart Longyear
Driller	: Paul Dickenson
Logged by	: CS
Checked by	: JSL
Well Diameter	: NA

Well:
TOC Elev.:

Depth in Feet	Surf. Elev. 1595.84	USCS	GRAPHIC	DESCRIPTION	PID	Blow Count	Recovery (feet)	Sample Interval (feet)
0	1596	FILL		Iron ore pellets with some gravel and sand at bottom of sample: (7.5YR, 2/0) black, moist.		13/22/33/25	1.1	0-2
		FILL				8/26/21/26	1.1	2-4
5	1591	FILL		FILL: GRAVEL with fine SAND: (7.5YR, 3/0) very dark gray, transition to silty fine sand at bottom of sample, moist.		50/50 for 5"	0.7	4-6
		FILL		FILL: Fine SAND and GRAVEL with SILT: (7.5YR, 4/2) brown/dark brown, moist.		20/25/18/21	0.7	6-8
10	1586	FILL		FILL GRAVEL: gray with some brown staining, saturated at 8' bgs.		18/16/8/12	0.1	8-10
		FILL		FILL: GRAVEL with fine SAND and SILT: (2.5YR, 3/2) very dusky red, saturated.		50/50	0.9	10-12
		FILL		FILL: (7.5YR, 3/2) dark brown, saturated.		34/44/22 for 4"	1.0	12-14
15		FILL				64/36 for 3"	0.9	14-16
		FILL		FILL: SAND with SILT and GRAVEL: (7.5YR, 3/2) dark brown, saturated.		12/20/30/40 for 2"	1.0	16-18

Auger and spoon refusal at 18'.

01-31-2007 J:\scopes\06W003\14000 Field Notes\FVD\boring logs\BEA quicklog files\SB-612.bor

Kennecott Eagle Minerals
1004 Harbor Hills Dr. Suite 103 Marquette, MI 49855

Foth
Foth Infrastructure & Environment, LLC
2737 S. Ridge Road, Suite 600
P.O. Box 12326 • Green Bay, WI 54307-2326

LOG OF BORING SB-613

(Page 1 of 1)

Date Started	: 9/14/2006
Date Completed	: 9/14/2006
Hole Diameter	: 6"
Drilling Method	: HSA
Sampling Method	: Split spoon
Scope	: 06W003

Northing (State Plane)	: 620909.91
Easting (State Plane)	: 26020743.27
Ground Elev. (ft msl)	: 1593
Stickup (feet)	: --
Completion type	: NA
Drilling Company	: Boart Longyear
Driller	: Paul Dickenson
Logged by	: CS
Checked by	: JSL
Well Diameter	: NA

Well:
TOC Elev.:

Depth in Feet	Surf. Elev. 1593	USCS	GRAPHIC	DESCRIPTION	PID	Blow Count	Recovery (feet)	Sample Interval (feet)
0	1593	FILL		~1" of iron ore pellets and ~1" of clean sand.				
		FILL		FILL: SAND with GRAVEL: (7.5YR, 3/2) dark brown, moist.		7/14/25/17	0.9	0-2
		FILL		FILL: wood fragments (R.R. tie) with sand.				
		FILL		FILL: SANDY SILT: (7.5YR, 2/0) black, moist.		7/23/70	0.8	2-4
		FILL		FILL: (7.5YR, 3/2)		8/12/6/12	0.9	4-6
5	1588	FILL		FILL: Saturated at 5.5' bgs.				
		FILL				3/4/7/10	1.0	6-8
		FILL		FILL: SILTY SAND with a little gravel: (7.5YR, 3/2) dark brown, saturated.		3/4/4/3	0.9	8-10
10	1583	FILL		FILL: SANDY SILT with trace gravel: (7.5YR, 3/2) dark brown, saturated.		2/4/4/6	0.5	10-12
		GP		Couple of large lumps of gravel with sand and wood fibers, saturated.		1/1/5/5	0.1	12-14
15	1578	SW-SM		Fine SAND with SILT and GRAVEL: (7.5YR, 3/2) dark brown, saturated.		5/6/11/10	0.5	14-16
		SW-SM		SILTY SAND with GRAVEL: (7.5YR, 3/2) dark brown, wood fibers/clay in tip of split spoon.		1/42/23/17	0.5	16-18
		SM		SILTY SAND: rock in tip of spoon.		1/1/1/2	0.1	18-20
20		SW-SM		SILTY SAND with GRAVEL		3/7/4/7	0.2	20-22
				Refusal of auger and split spoon.				

01-31-2007 J:\scopes\06W003\14000 Field Notes\FVD\boring logs\BEA quicklog files\SB-613.bor

Kennecott
Eagle Minerals
1004 Harbor Hills Dr. Suite 103 Marquette, MI 49855

Foth
Foth Infrastructure & Environment, LLC
2737 S. Ridge Road, Suite 600
P.O. Box 12326 • Green Bay, WI 54307-2326

LOG OF BORING SB-614

(Page 1 of 1)

Date Started	: 9/14/2006
Date Completed	: 9/14/2006
Hole Diameter	: 6"
Drilling Method	: HSA
Sampling Method	: Split spoon
Scope	: 06W003

Northing (State Plane)	: 620975.89
Easting (State Plane)	: 26020517.31
Ground Elev. (ft msl)	: 1591.12
Stickup (feet)	: --
Completion type	: NA
Drilling Company	: Boart Longyear
Driller	: Paul Dickenson
Logged by	: CS
Checked by	: JSL
Well Diameter	: NA

Well:
TOC Elev.:

Depth in Feet	Surf. Elev. 1591.12	USCS	GRAPHIC	DESCRIPTION	PID	Blow Count	Recovery (feet)	Sample Interval (feet)
0	1591	FILL		FILL: (7.5YR, 2/0) black, iron ore - crushed and gravel, moist.		15/16/16/16	1.1	0-2
		SW-SM		SILTY SAND with GRAVEL: (7.5YR, 3/2) dark brown, moist.		5/17/36/38	0.7	2-4
5	1586	ML		SANDY SILT with GRAVEL: (7.5YR, 3/2) dark brown, moist.		3/21/12/7	0.5	4-6
		ML		Saturated at 5.5' bgs.				
		ML		Some gravel, saturated.		2/3/4/7	1.1	6-8
		ML				1/2/2/7	1.0	8-10
10	1581	SM		SILTY SAND with some organic material:: (7.5Y, 4/2) dark brown, wood and peat in tip of sampler, saturated.		5/5/3/2	1.2	10-12
		OL		PEAT with some SILT: (7.5YR, 4/4) brown/dark brown, organic smell.		3/3/5/7	0.9	12-14
15	1576	SW-SM		SILTY SAND with some GRAVEL: (7.5YR, 3/2) dark brown, saturated.		14/14/14/18	1.0	14-16
		ML		SANDY SILT: material on in tip of spoon, very loose, watery, may be running out of spoon.		1/3/7/8	0.1	16-18
		ML		SANDY SILT with some GRAVEL and CLAY: (7.5YR, 3/2) dark brown, saturated.		19/19/19/38	0.9	18-20
20	1571	GW		GRAVEL with SAND and SILT: (7.5YR, 3/2) dark brown, saturated.		14/33/28/30 for 3"	0.7	20-22
		GW				21/24/25/30 for 3"	0.5	22-24
				Auger and spoon refusal at 24'.				
25								

01-31-2007 J:\scopes\06W003\14000 Field Notes\FVD\boring logs\BEA quicklog files\SB-614.bor

Kennecott Eagle Minerals
1004 Harbor Hills Dr. Suite 103 Marquette, MI 49855

Foth
Foth Infrastructure & Environment, LLC
2737 S. Ridge Road, Suite 600
P.O. Box 12326 • Green Bay, WI 54307-2326

LOG OF BORING SB-615

(Page 1 of 1)

Date Started	: 9/15/2006
Date Completed	: 9/15/2006
Hole Diameter	: 6"
Drilling Method	: HSA
Sampling Method	: Split spoon
Scope	: 06W003

Northing (State Plane)	: 620742.92
Easting (State Plane)	: 26020733.21
Ground Elev. (ft msl)	: 1592.85
Stickup (feet)	: --
Completion type	: NA
Drilling Company	: Boart Longyear
Driller	: Paul Dickenson
Logged by	: CS
Checked by	: JSL
Well Diameter	: NA

Well:
TOC Elev.:

Depth in Feet	Surf. Elev. 1592.85	USCS	GRAPHIC	DESCRIPTION	PID	Blow Count	Recovery (feet)	Sample Interval (feet)
0	1593	FILL		FILL: SAND with some GRAVEL: (7.5YR, 2/0) black, moist, iron ore pellets at the surface.		4/9/60/30 for 4"	1.1	0-2
		FILL		FILL: GRAVEL with SAND: (7.5YR, 6/0) light gray, moist.		58/34/17/15 for 3"	0.8	2-4
5	1588	GP		GRAVEL: (7.5YR, 6/0) light gray, moist.		32/20/12/15	0.1	4-6
		GP		Saturated at 5'.				
		GW		GRAVEL with a little SAND: (7.5YR, 6/0) light gray, saturated.		8/15 for 4"	0.5	6-8
		GW		SANDY GRAVEL: (7.5YR, 3/2) dark brown, saturated.		11/10/8/22	0.4	8-10
10	1583	GW		GRAVEL with SAND: (7.5YR, 3/2) dark brown, saturated.		100 for 1.2'	1.3	10-12
		GW		SANDY GRAVEL: (7.5YR, 3/2) dark brown, saturated.		14/39/15/15	1.4	12-14
15		SW		SAND with GRAVEL: (7.5YR, 3/2) dark brown, saturated.		6/15/9/4 for 3"	0.6	14-16
				Auger and spoon refusal at 16'.				

01-31-2007 J:\scopes\06W003\14000 Field Notes\FVD\boring logs\BEA quicklog files\SB-615.bor

Kennecott Eagle Minerals
1004 Harbor Hills Dr. Suite 103 Marquette, MI 49855

Foth
Foth Infrastructure & Environment, LLC
2737 S. Ridge Road, Suite 600
P.O. Box 12326 • Green Bay, WI 54307-2326

LOG OF BORING SB-616

Date Started	: 10/2/2006
Date Completed	: 10/2/2006
Hole Diameter	: 6"
Drilling Method	: Sonic
Sampling Method	: Continous core
Scope	: 06W003

Northing (State Plane)	: 620741.46
Easting (State Plane)	: 26020959.65
Ground Elev. (ft msl)	: 1591.99
Stickup (feet)	: --
Completion type	: NA
Drilling Company	: Boart Longyear
Driller	: Matt White
Logged by	: JSL
Checked by	: JSL
Well Diameter	: NA

Well:
TOC Elev.:

Depth in Feet	Surf. Elev. 1591.99	USCS	GRAPHIC	DESCRIPTION	PID	Recovery (feet)	Sample Interval (feet)
0	1592	FILL		FILL: (10YR, 2.5/1) iron ore concentrate and taconite pellets.		4	0-4
		FILL		FILL: GRAVEL and SAND with FINES: (2.5YR, 3/3) loose, red, subangular gravel, wet at bottom.			
5	1587	FILL		FILL: GRAVELLY SAND: (2.5YR, 3/3) medium dense, red brown, subangular gravel, saturated.		0.5	4-9
10	1582	FILL		FILL: (10YR, 5/1) very loose, angular to subangular iron formation gravel, very little fines.		3	9-12
		OL		PEAT: dense, brown, angular to subangular iron formation fragments.			
		ROCK		ROCK: angular to subangular iron formation 0.05' to 0.5' fragments.		2	12-14
15	1577	GW		Coarse GRAVEL with SILT and CLAY: (10YR, 5/3) dense.		2.5	14-19
		OL		PEAT with large wood fragments.			
20	1572	OL		roots, some large rocks, up to 0.5'.		1.5	19-24
25	1567	SW-GW		Very coarse GRAVEL and SAND with fines: (10YR, 2/1) dense, sand is hematite rich.		1.0	24-29
				Stopped on a large rock.			
30							

01-31-2007 J:\scopes\06W003\14000 Field Notes\FV\boring logs\BEA quicklog files\SB-616.bor

Kennecott Eagle Minerals
1004 Harbor Hills Dr. Suite 103 Marquette, MI 49855

Foth
Foth Infrastructure & Environment, LLC
2737 S. Ridge Road, Suite 600
P.O. Box 12326 • Green Bay, WI 54307-2326

LOG OF BORING SB-617

(Page 1 of 2)

Date Started	: 9/26/2006
Date Completed	: 9/26/2006
Hole Diameter	: 6"
Drilling Method	: Sonic
Sampling Method	: Continous core
Scope	: 06W003

Northing (State Plane)	: 620728.04
Easting (State Plane)	: 26021321.31
Ground Elev. (ft msl)	: 1599.43
Stickup (feet)	: --
Completion type	: NA
Drilling Company	: Boart Longyear
Driller	: Matt White
Logged by	: TMK1
Checked by	: JSL
Well Diameter	: NA

Well:
TOC Elev.:

Depth in Feet	Surf. Elev. 1599.43	USCS	GRAPHIC	DESCRIPTION	PID	Recovery (feet)	Sample Interval (feet)
0	1599	FILL		FILL: (2.5YR, 3/1 to 2.5YR, 2.5/1) taconite pellets with some iron ore concentrate, fines, some sand mixed in.			
		SW		Fine to coarse SAND: (10YR, 5/8) loose, moist, primarily fines, some oxidation with layers of high oxidation.		4	0-4
		FILL		FILL: (2.5Y, 3/1 to 2.5Y, 2.5/1) Iron ore concentrate, silty sand with gravel and rock, some specular hematite gravel, rock, and fines, some taconite pellets; loose, moist, subangular to angular, fine to coarse sand, small to large gravel.			
5	1594	FILL		FILL: gravelly sand with some silt and cobbles: (5YR, 4/1) loose, moist, subangular to angular, fine to coarse sand, small to large gravel, some iron ore concentrate.			
		FILL		(5YR, 4/3 to 7.5YR, 4/3) some hematite gravel. trace iron ore concentrate fines.		0.5	4-9
10	1589	FILL		FILL: 5YR, 3/3 to 7.5YR, 3/3) gravelly sand with taconite pellets, some silt and little iron ore concentrate, little hematite gravel, loose, moist, poorly sorted, subangular to angular, fine to coarse sand, small to large gravel.		3	9-12
		FILL		FILL: (2.5YR, 4/3) primarily hematite gravel with some sand and silt, fines content increase with depth, fien to coarse sand, small to large gravel, some cobbles and rock, loose, angular, poorly sorted, saturated, few iron ore concentrate and taconite pellets, red water.		2	12-14
15						2.5	14-19

01-31-2007 J:\scopes\06W003\14000 Field Notes\FVD\boring logs\BEA quicklog files\SB-617.bor

Kennecott Eagle Minerals
1004 Harbor Hills Dr. Suite 103 Marquette, MI 49855

Foth
Foth Infrastructure & Environment, LLC
2737 S. Ridge Road, Suite 600
P.O. Box 12326 • Green Bay, WI 54307-2326

LOG OF BORING SB-617

Date Started	: 9/26/2006
Date Completed	: 9/26/2006
Hole Diameter	: 6"
Drilling Method	: Sonic
Sampling Method	: Continous core
Scope	: 06W003

Northing (State Plane)	: 620728.04
Easting (State Plane)	: 26021321.31
Ground Elev. (ft msl)	: 1599.43
Stickup (feet)	: --
Completion type	: NA
Drilling Company	: Boart Longyear
Driller	: Matt White
Logged by	: TMK1
Checked by	: JSL
Well Diameter	: NA

Well:
TOC Elev.:

Depth in Feet	Surf. Elev. 1599.43	USCS	GRAPHIC	DESCRIPTION	PID	Recovery (feet)	Sample Interval (feet)
15	1584	FILL					
		GW		GRAVEL over ROCK: fines likely washed out.		2.5	14-19
		SM		Very fine SANDY SILT/SILTY SAND with organics (wood and peat): (10YR, 2/2) medium dense, mottled, black staining, some iron ore concentrate.			
20	1579	SW		SAND with some SILT and GRAVEL: (2.5Y, 4/2 to 2.5Y, 4/2) loose, fine to coarse sand, small to large gravel, subround to angular, mottled/marled, color variations throughout, some cobbles.			
		SM					
		SW-SM		Fine SAND with SILT and some gravel: (Gley1, 2.5, 5GY) medium dense, small to large gravel, olive green color.		1.5	19-24
		SW-SM		GRAVELLY SAND with SILT: (5Y, 3/2) loose, subround to angular, fine to coarse sand, small to large gravel, wet, mottled/marled. GRAVELLY SILTY SAND: (2.5Y. 3/2) dense, fine to coarse sand, small to large gravel, subround to angular, black staining, some spots of red.			
25	1574	SW-SM		GRAVELLY SAND with SILT and some cobbles: (7.5YR, 4/2) medium dense to loose, texture and grain size vary throughout, some red silty material in spots, some chunks of blue/green fine silty sand, poorly sorted, fine to coarse sand, small to medium gravel, subround to angular.		1.0	24-29
30							

01-31-2007 J:\scopes\06W003\14000 Field Notes\FVD\boring logs\BEA quicklog files\SB-617.bor

Kennecott Eagle Minerals
1004 Harbor Hills Dr. Suite 103 Marquette, MI 49855

Foth
Foth Infrastructure & Environment, LLC
2737 S. Ridge Road, Suite 600
P.O. Box 12326 • Green Bay, WI 54307-2326

LOG OF BORING SB-618

(Page 1 of 1)

Date Started	: 10/3/2006
Date Completed	: 10/3/2006
Hole Diameter	: 6"
Drilling Method	: Sonic
Sampling Method	: Continous core
Scope	: 06W003

Northing (State Plane)	: 620760.61
Easting (State Plane)	: 26021538.54
Ground Elev. (ft msl)	: 1603.84
Stickup (feet)	: --
Completion type	: NA
Drilling Company	: Boart Longyear
Driller	: Matt White
Logged by	: JSL
Checked by	: JSL
Well Diameter	: NA

Well:
TOC Elev.:

Depth in Feet	Surf. Elev. 1603.84	USCS	GRAPHIC	DESCRIPTION	PID	Recovery (feet)	Sample Interval (feet)
0	1604	SW		Medium SAND with GRAVEL and some organic soil: (2.5YR, 3/1) loose, some taconite pellets.		4	0-4
		GW		Coarse GRAVEL and COBLLES with fine to coarse SAND and fines: very loose, angular to subangular.			
5	1599	GW				5	4-9
		SP		Coarse SAND: loose, grading to...			
		SM		Finely layered fine SAND and SILT.			
10	1594	SW-SM		SANDY SILT with GRAVEL and COBBLES: medium dense, 25% rounded gravel and cobbles, some wood chunks, very moist.		5	9-14
15	1589	SW-SM		distinctly very wet below 15', irregular errosional contact with underlying peat.		4	14-19
		OL		PEAT with WOOD CUNKS and ROOTS.			
20	1584	OL		Big wood chunk.		3	19-24
		SP		Medium SAND: (7.5YR, 4/6) medium dense, upper contact "bleached" (7.5YR, 6/2) to a depth of ~2", irregular contact.			
25	1579	SP		Medium SAND: (7.5YR, 4/6)		4	24-29
		GW		Coarse GRAVEL with SAND and FINES: (5R, 2.5/1) dense grading to loose downward, gravel is angular to subangular, monolithic hematite schist, looks like a slightly reworked till.			
30							

01-31-2007 J:\scopes\06W003\14000 Field Notes\FV\boring logs\BEA quicklog files\SB-618.bor

Kennecott
Eagle Minerals
1004 Harbor Hills Dr. Suite 103 Marquette, MI 49855

Foth
Foth Infrastructure & Environment, LLC
2737 S. Ridge Road, Suite 600
P.O. Box 12326 • Green Bay, WI 54307-2326

LOG OF BORING SB-619

(Page 1 of 1)

Date Started	: 10/3/2006
Date Completed	: 10/3/2006
Hole Diameter	: 6"
Drilling Method	: Sonic
Sampling Method	: Continous core
Scope	: 06W003

Northing (State Plane)	: 620749.97
Easting (State Plane)	: 26021783.55
Ground Elev. (ft msl)	: 1607.09
Stickup (feet)	: --
Completion type	: NA
Drilling Company	: Boart Longyear
Driller	: Matt White
Logged by	: JSL
Checked by	: JSL
Well Diameter	: NA

Well:
TOC Elev.:

Depth in Feet	Surf. Elev. 1607.09	USCS	GRAPHIC	DESCRIPTION	PID	Recovery (feet)	Sample Interval (feet)
0	1607	FILL		FILL: iron ore concentrate mixed with loose coarse sand with 25% coarse gravel and cobbles, well rounded.		3	0-3
		TL		Fine to medium SAND: poorly graded, damp, looks like tailings.			
5	1602	TL				4	3-9
		TL					
10	1597	TL		Saturated at 10'. Water is red.		4	9-14
15	1592	TL				4	14-19
20	1587	TL		Slightly coarser grained sand.		4	19-24
25	1582	TL				4	24-29
		SP		Fine to medium SAND: loose to dense.			
30	1577	GW		Coarse GRAVEL with FINE TAILINGS: black, very loose, has an organic smell, like a swamp.		4	29-34
35		GW				4	34-39

01-31-2007 J:\scopes\06W003\14000 Field Notes\FVD\boring logs\BEA quicklog files\SB-619.bor

Kennecott
Eagle Minerals
1004 Harbor Hills Dr. Suite 103 Marquette, MI 49855

Foth
Foth Infrastructure & Environment, LLC
2737 S. Ridge Road, Suite 600
P.O. Box 12326 • Green Bay, WI 54307-2326

LOG OF BORING SB-619A

(Page 1 of 1)

Date Started	: 9/28/2006
Date Completed	: 9/28/2006
Hole Diameter	: 6"
Drilling Method	: HSA
Sampling Method	: Split Spoon
Scope	: 06W003

Northing (State Plane)	: --
Easting (State Plane)	: --
Ground Elev. (ft msl)	: --
Stickup (feet)	: --
Completion type	: NA
Drilling Company	: Boart Longyear
Driller	: Gary Jones
Logged by	: CS
Checked by	: JSL
Well Diameter	: NA

Well:
TOC Elev.:

Depth in Feet	Surf. Elev. 1607.09	USCS	GRAPHIC	DESCRIPTION	PID	Recovery (feet)	Sample Interval (feet)
0	1607			Auger refusal at 1' at first location (sand, gravel, and cobbles); move ~5' North - auger refusal at 2' (sand, gravel, cobbles); auger jumps, hangs up, stalls rig. 1500 psi pressure (2-2" Pistons ~6.3 square inches ~10,000 lbs downward force (lifting rear of rig). Abandoned boring.			
5	1602						
10	1597						
15	1592						
20	1587						
25	1582						
30	1577						
35							

01-31-2007 J:\scopes\06W003\14000 Field Notes\FV\boring logs\BEA quicklog files\SB-619A.bor

Kennecott Eagle Minerals
1004 Harbor Hills Dr. Suite 103 Marquette, MI 49855

Foth
Foth Infrastructure & Environment, LLC
2737 S. Ridge Road, Suite 600
P.O. Box 12326 • Green Bay, WI 54307-2326

LOG OF BORING SB-620

(Page 1 of 1)

Date Started	: 9/20/2006
Date Completed	: 9/20/2006
Hole Diameter	: 6"
Drilling Method	: HSA
Sampling Method	: Split spoon
Scope	: 06W003

Northing (State Plane)	: 620500.91
Easting (State Plane)	: 26022173.85
Ground Elev. (ft msl)	: 1618.13
Stickup (feet)	: --
Completion type	: NA
Drilling Company	: Boart Longyear
Driller	: Gary Jones
Logged by	: JSL
Checked by	: JSL
Well Diameter	: NA

Well:
TOC Elev.:

Depth in Feet	Surf. Elev. 1618.13	USCS	GRAPHIC	DESCRIPTION	PID	Blow Count	Recovery (feet)	Sample Interval (feet)
0	1618			blind drilled.				
5	1613	TL		Fine SAND tailings: (10R, 2.5/1) loose reddish black, moist, laminated to thinly bedded.		--	2	4-6
10	1608	TL				--	2	9-11
15	1603	TL TL		Wet at 15' bgs.		--	2	14-16
20	1598	TL				--	2	19-21
25	1593	TL				--	2	24-26
30	1588	TL				--	2	29-31
35	1583	TL TL				--	2	34-36
40	1578	ML		SILTY tailings: (10R, 4/6) medium stiff.		--	2	39-41
45	1573	ML ML		Red SILT grading to a red CLAY surrounding twigs: (10R, 4/6)		--	2	44-46
50		OL		PEAT with ROOTS and TWIGS: includes sample from 3" spoon.		--	1	49-51

01-31-2007 J:\scopes\06W003\14000 Field Notes\FV\boring logs\BEA quicklog files\SB-620.bor

Kennecott Eagle Minerals
1004 Harbor Hills Dr. Suite 103 Marquette, MI 49855

Foth
Foth Infrastructure & Environment, LLC
2737 S. Ridge Road, Suite 600
P.O. Box 12326 • Green Bay, WI 54307-2326

LOG OF BORING SB-621

(Page 1 of 1)

Date Started	: 9/20/2006
Date Completed	: 9/20/2006
Hole Diameter	: 6"
Drilling Method	: HSA
Sampling Method	: Split spoon
Scope	: 06W003

Northing (State Plane)	: 620573.87
Easting (State Plane)	: 26021976.5
Ground Elev. (ft msl)	: 1612.36
Stickup (feet)	: --
Completion type	: NA
Drilling Company	: Boart Longyear
Driller	: Gary Jones
Logged by	: JSL
Checked by	: JSL
Well Diameter	: NA

Well:
TOC Elev.:

Depth in Feet	Surf. Elev. 1612.36	USCS	GRAPHIC	DESCRIPTION	PID	Blow Count	Recovery (feet)	Sample Interval (feet)
0	1612			blind drilled.				
5	1607	TL		SANDY tailing: (7.5YR, 2.5/1) loose, black, moist.		--	2.0	4-6
10	1602	TL		with 0.4' laminated red silty interval that is saturated, tailngs below become progressively wetter to the end of the interval.		--	1.8	9-11
15	1597	TL		black with abundant hematite flecks, up to 40% fine to medium grained. Sample collected for total metals, pH, cyanide, TCLP RCRA metals.		--	1.9	14-16
20	1592	TL		~20% less hematite, except in thin 0.01' hematite rich layers.		--	2.0	19-21
25	1587	TL		black with abundant hematite flecks, up to 40% fine to medium grained.		--	2.0	24-26
30	1582	TL				--	2.0	29-31
35	1577	TL				--	1.6	34-36
		OL		PEAT with wood fragments: (black) very dense, well decomposed except wood.				
				Blow back tailings.				
40	1572	SP/SM		SAND and SILT and fine to coarse gravel: (10R, 2.5/1) dense, reddish black.		--	2.0	39-41
45						--	0.3	44-46

01-31-2007 J:\scopes\06W003\14000 Field Notes\FVD\boring logs\BEA quicklog files\SB-621.bor

Kennecott Eagle Minerals
1004 Harbor Hills Dr. Suite 103 Marquette, MI 49855

Foth
Foth Infrastructure & Environment, LLC
2737 S. Ridge Road, Suite 600
P.O. Box 12326 • Green Bay, WI 54307-2326

LOG OF BORING SB-622A

(Page 1 of 1)

Date Started	: 9/27/2006
Date Completed	: 9/27/2006
Hole Diameter	: 6"
Drilling Method	: Sonic
Sampling Method	: Continous core
Scope	: 06W003

Northing (State Plane)	: 620533.79
Easting (State Plane)	: 26021389.61
Ground Elev. (ft msl)	: 1599.74
Stickup (feet)	: --
Completion type	: NA
Drilling Company	: Boart Longyear
Driller	: Matt White
Logged by	: TMK1
Checked by	: JSL
Well Diameter	: NA

Well:
TOC Elev.:

Depth in Feet	Surf. Elev. 1599.74	USCS	GRAPHIC	DESCRIPTION	PID	Recovery (feet)	Sample Interval (feet)
0	1600	FILL FILL		FILL: iron ore concentrate, silty sand with gravel and some cobbles, some taconite pellets, some organics, loose, poorly sorted, subangular to angular, fine to coarse sand, small to large gravel.		2	0-2
5	1595	FILL		FILL: SILTY SAND with GRAVEL: (5YR, 4.5/4) fine to coarse sand, small to large gravel, some cobbles, some iron ore concentrate, loose, subangular to angular, moist, some hematite gravel towards bottom (2.5YR, 4/3). FILL: GRAVEL with some SILT and SAND: (2.5YR, 4/3) likely some fines wshed out, cobbles over rocks, loose, subangular to angular, fine to coarse sand, small to large gravel, red water, hematite rock and gravel.		--	2-9
10	1590	FILL		FILL: GRAVEL, COBBLES, and ROCK: some hematite, small to large gravel, subangular to angular, likely fines washed out.		--	9-14
15	1585	FILL		FILL: Specular hematite rock, gravel and fines, angular, small to large, fine to coarse sand, red water.			
		OL		PEAT: (10YR, 2/1) organics, soft,some red silt, wood, some hematite gravel in (10R, 4/4)		3	14-19
20	1580			Slough? - hematite gravel and fines with chunks of peat, red water.		2	19-24
25				Slough?		4	24-28
		OL		PEAT: (10YR, 2/2) soft to medium.			

01-31-2007 J:\scopes\06W003\14000 Field Notes\FVD\boring logs\BEA quicklog files\SB-622A.bor

Kennecott Eagle Minerals
1004 Harbor Hills Dr. Suite 103 Marquette, MI 49855

Foth
Foth Infrastructure & Environment, LLC
2737 S. Ridge Road, Suite 600
P.O. Box 12326 • Green Bay, WI 54307-2326

LOG OF BORING SB-623

(Page 1 of 1)

Date Started	: 9/14/2006
Date Completed	: 9/14/2006
Hole Diameter	: 6"
Drilling Method	: HSA
Sampling Method	: Split spoon
Scope	: 06W003

Northing (State Plane)	: 620517.68
Easting (State Plane)	: 26021223.35
Ground Elev. (ft msl)	: 1597
Stickup (feet)	: --
Completion type	: NA
Drilling Company	: Boart Longyear
Driller	: Gary Jones
Logged by	: JSL
Checked by	: JSL
Well Diameter	: NA

Well:
TOC Elev.:

Depth in Feet	Surf. Elev. 1597	USCS	GRAPHIC	DESCRIPTION	PID	Blow Count	Recovery (feet)	Sample Interval (feet)
0	1597			Iron ore concentrate and taconite pellets: (2.5Y, 2/0)			0.5	0-2
		FILL					0.5	2-4
5	1592	FILL		FILL: Iron ore concentrate with abundant talc. Sample collected for total metals, cyanide, pH, and RCRA metals.			0.6	4-6
		GW					0.5	6-8
		FILL		Saturated at 8', metallic slurry with angular talc-hematite schist waters.			0.4	8-10
10		FILL		Fine SAND with SILT: (7.5YR, 3/4) dark brown, moist.			--	10-12
				Auger refusal at 12' bgs.				

01-31-2007 J:\scopes\06W003\14000 Field Notes\FVD\boring logs\BEA quicklog files\SB-623.bor

Kennecott
Eagle Minerals
1004 Harbor Hills Dr. Suite 103 Marquette, MI 49855

Foth
Foth Infrastructure & Environment, LLC
2737 S. Ridge Road, Suite 600
P.O. Box 12326 • Green Bay, WI 54307-2326

LOG OF BORING SB-624

(Page 1 of 1)

Date Started	: 10/2/2006
Date Completed	: 10/2/2006
Hole Diameter	: 6"
Drilling Method	: Sonic
Sampling Method	: Continous core
Scope	: 06W003

Northing (State Plane)	: 620369.27
Easting (State Plane)	: 260213.85.76
Ground Elev. (ft msl)	: 1599.93
Stickup (feet)	: --
Completion type	: NA
Drilling Company	: Boart Longyear
Driller	: Matt White
Logged by	: JSL
Checked by	: JSL
Well Diameter	: NA

Well:
TOC Elev.:

Depth in Feet	Surf. Elev. 1599.93	USCS	GRAPHIC	DESCRIPTION	PID	Recovery (feet)	Sample Interval (feet)
0	1600	FILL		FILL: Taconite pellets, iron ore concentrate mixed with trace organic soil. Interval ends in iron formation"cookies" cored out of boulder.		2	0-4
5	1595	ROCK		ROCKS: no sample		0.5	4-9
10	1590	GP		Fine GRAVEL with coarse sand and some fines: (10R, 3/1) up to 15% large gravel and cobbles >1".		4	9-14
15	1585	GP				4	14-19
20	1580	GP		0.5 foot interval with yellowish brown color.		4	19-24
25		NR		No recovery, looks similar to last interval. Very loose, coarse SAND with GRAVEL, will not stay in core barrel.		--	24-29

01-31-2007 J:\scopes\06W003\14000 Field Notes\FVD\boring logs\BEA quicklog files\SB-624.bor

Kennecott Eagle Minerals
1004 Harbor Hills Dr. Suite 103 Marquette, MI 49855

Foth
Foth Infrastructure & Environment, LLC
2737 S. Ridge Road, Suite 600
P.O. Box 12326 • Green Bay, WI 54307-2326

LOG OF BORING SB-625

(Page 1 of 1)

Date Started	: 10/3/2006
Date Completed	: 10/3/2006
Hole Diameter	: 6"
Drilling Method	: Sonic
Sampling Method	: Continous core
Scope	: 06W003

Northing (State Plane)	: 620558.34
Easting (State Plane)	: 26021614.49
Ground Elev. (ft msl)	: 1603.8
Stickup (feet)	: --
Completion type	: NA
Drilling Company	: Boart Longyear
Driller	: Matt White
Logged by	: JSL
Checked by	: JSL
Well Diameter	: NA

Well:
TOC Elev.:

Depth in Feet	Surf. Elev. 1603.8	USCS	GRAPHIC	DESCRIPTION	PID	Recovery (feet)	Sample Interval (feet)
0	1604	FILL		FILL: (10YR, 4/1) Iron ore concentrate and taconite pellets.			
		GW		SAND and 50% GRAVEL and COBBLES: (2.5YR, 5/3) very loose, brown, subround gravel, dry.		4	0-4
		GM / ML		SILT and TALC with 50% coarse GRAVEL: (2.5YR, 7/2) very loose, dry, platy, fine grained, schistose, angular, may have been broken by drill.			
5	1599	ROCK		SILT with subangular pebbles: (10YR, 4/1) hard, crudely layered by variation in color. ROCK, no intact recovery.		0.1	4-9
10	1594	NR		No recovery, saturated, very fine grained material, slurry.		--	9-14
15	1589	SW		Medium SAND with coarse GRAVEL and ~10% cobbles: (7.5YR, 2.5/3) gravel and cobbles well rounded.		2	14-19
20				Very fluid soil in this hole, probably sloughed in from above (see slurry sample).		0.5	19-24

01-31-2007 J:\scopes\06W003\14000 Field Notes\FVD\boring logs\BEA quicklog files\SB-625.bor

Kennecott Eagle Minerals
1004 Harbor Hills Dr. Suite 103 Marquette, MI 49855

Foth
Foth Infrastructure & Environment, LLC
2737 S. Ridge Road, Suite 600
P.O. Box 12326 • Green Bay, WI 54307-2326

LOG OF BORING SB-626

(Page 1 of 1)

Date Started	: 9/20/2006
Date Completed	: 9/20/2006
Hole Diameter	: 6"
Drilling Method	: HSA
Sampling Method	: Split spoon
Scope	: 06W003

Northing (State Plane)	: 620437.51
Easting (State Plane)	: 26021911.99
Ground Elev. (ft msl)	: 1614.21
Stickup (feet)	: --
Completion type	: NA
Drilling Company	: Boart Longyear
Driller	: Gary Jones
Logged by	: JSL
Checked by	: JSL
Well Diameter	: NA

Well:
TOC Elev.:

Depth in Feet	Surf. Elev. 1614.21	USCS	GRAPHIC	DESCRIPTION	PID	Blow Count	Recovery (feet)	Sample Interval (feet)
0	1614			Blind drilled				
5	1609	TL		Fine SAND tailings: (5YR, 2.5/1) loose, black, moist, laminated beds.			1.9	4-6
10	1604	TL		Some coarser grained beds, up to 0.1'.			2.0	9-11
15	1599	TL		Saturated. Sample collected for total metals, pH, cyanide, TCLP RCRA metals.			1.9	14-16
20		TL					1.9	19-21
				blind drilled, auger refusal at 23.5' bgs. Appeared to be gravelly drilling from 22-23.				

01-31-2007 J:\scopes\06W003\14000 Field Notes\FVD\boring logs\BEA quicklog files\SB-626.bor

Kennecott Eagle Minerals
1004 Harbor Hills Dr. Suite 103 Marquette, MI 49855

Foth
Foth Infrastructure & Environment, LLC
2737 S. Ridge Road, Suite 600
P.O. Box 12326 • Green Bay, WI 54307-2326

LOG OF BORING SB-627

(Page 1 of 1)

Date Started	: 9/25/2006
Date Completed	: 9/25/2006
Hole Diameter	: 6"
Drilling Method	: HSA
Sampling Method	: Split spoon
Scope	: 06W003

Northing (State Plane)	: 620360.66
Easting (State Plane)	: 26022324.77
Ground Elev. (ft msl)	: 1614.37
Stickup (feet)	: --
Completion type	: NA
Drilling Company	: Boart Longyear
Driller	: Gary Jones
Logged by	: REM
Checked by	: JSL
Well Diameter	: NA

Well:
TOC Elev.:

Depth in Feet	Surf. Elev. 1614.37	USCS	GRAPHIC	DESCRIPTION	PID	Blow Count	Recovery (feet)	Sample Interval (feet)
0	1614			Blind drilled				
5	1609	TL		Very fine-fine SAND and specular hematite tailings: (10YR, 4/1) loose, dark gray, moist to dry.		6/7/7/10	2.0	4-6
10	1604	TL		(10YR, 4/1 and 10R, 3/3) one 0.1' thick layer of silt tailings at 9' bgs. Saturated at 9' bgs.		10/10/9/9	1.9	9-11
15	1599	TL		(2.5YR, 2.5/1) Saturated.		4/3/4/6	1.7	14-16
20	1594	TL		(10YR, 4/1) one lens of silt tailings from 20.3 to 20.4 (10R, 4/3)		4/4/10/18	1.6	19-21
25	1589	TL		Very dense. Sample colleted for cyanide, pH, metals, and RCRA metals.		7/17/45/50	1.9	24-26
30	1584	TL		Blow up in hole ~2.5', cleaned 3" split spoon.		6/5/10/7	1.8	29-31
35	1579	TL		One lens of silt tailings 35.25' - 35.3' bgs (10R, 3/3) loose, tailings appear to have higher specular hematite content.		3/4/5/4	1.8	34-36
40	1574	TL				3/2/2/9	1.7	39-41
		TL		Very fine SAND to SILT: (10R, 2.5/2) blow up in hole ~2' cleaned w 3" split spoon.				
45	1569	TL		Fine SAND tailings with specular hematite: (10YR, 4/1) loose, dark gray.		22/9/5/34	1.7	44-46
		TL		SILT and very fine SAND tailings: (10R, 2.5/2) medium dense.				
50	1564	OL		Woody PEAT: (2.5YR, 4/3 to 2.5YR, 2.5/1) moist to wet. Log at 50.5' bgs.		--	1.1	49-51
55		SP		Fine SAND and SILTY Fine SAND: (10YR, 3/1) and 10YR, 5/3) very dense, saturated.		42/25/50/48	--	54-56

01-31-2007 J:\scopes\06W003\14000 Field Notes\FVD\boring logs\BEA quicklog files\SB-627.bor

Kennecott Eagle Minerals
1004 Harbor Hills Dr. Suite 103 Marquette, MI 49855

Foth
Foth Infrastructure & Environment, LLC
2737 S. Ridge Road, Suite 600
P.O. Box 12326 • Green Bay, WI 54307-2326

LOG OF BORING SB-628

(Page 1 of 2)

Date Started	: 9/25/2006
Date Completed	: 9/25/2006
Hole Diameter	: 6"
Drilling Method	: HSA
Sampling Method	: Split spoon
Scope	: 06W003

Northing (State Plane)	: 620416.26
Easting (State Plane)	: 26022512.02
Ground Elev. (ft msl)	: 1616.6
Stickup (feet)	: --
Completion type	: NA
Drilling Company	: Boart Longyear
Driller	: Gary Jones
Logged by	: REM
Checked by	: JSL
Well Diameter	: NA

Well:
TOC Elev.:

Depth in Feet	Surf. Elev. 1616.6	USCS	GRAPHIC	DESCRIPTION	PID	Blow Count	Recovery (feet)	Sample Interval (feet)
0	1617			Blind drilled				
5	1612	TL		Very fine-fine SAND and specular hematite tailings: (5Y, 6/1) loose, gray, moist to dry.		3/6/6/5	1.8	4-6
10	1607	TL		One 0.2' thick lens of dark rusty red silt tailings at 10.5' bgs. Saturated at 9' bgs.		6/6/7/9	1.8	9-11
15	1602	TL		(5YR, 2.5/2) Saturated.		4/5/6/7	1.7	14-16
20	1597	TL				4/5/8/11	1.8	19-21
25	1592	TL		(5Y, 4/1)		3/3/3/3	1.8	24-26
30	1587	TL		0.01' - 0.02' thick seams of dark red brown silt tailings, loose. Sample collected for metals.		3/3/9/17	1.8	29-31
35		TL		(5YR, 2.5/2) grading to very fine SAND and SILT tailings, saturated, medium dense.		10/11/12/13	1.8	34-36

01-31-2007 J:\scopes\06W003\14000 Field Notes\FVD\boring logs\BEA quicklog files\SB-628.bor

Kennecott Eagle Minerals
1004 Harbor Hills Dr. Suite 103 Marquette, MI 49855

Foth
Foth Infrastructure & Environment, LLC
2737 S. Ridge Road, Suite 600
P.O. Box 12326 • Green Bay, WI 54307-2326

LOG OF BORING SB-628

Date Started	: 9/25/2006
Date Completed	: 9/25/2006
Hole Diameter	: 6"
Drilling Method	: HSA
Sampling Method	: Split spoon
Scope	: 06W003

Northing (State Plane)	: 620416.26
Easting (State Plane)	: 26022512.02
Ground Elev. (ft msl)	: 1616.6
Stickup (feet)	: --
Completion type	: NA
Drilling Company	: Boart Longyear
Driller	: Gary Jones
Logged by	: REM
Checked by	: JSL
Well Diameter	: NA

Well:
TOC Elev.:

Depth in Feet	Surf. Elev. 1616.6	USCS	GRAPHIC	DESCRIPTION	PID	Blow Count	Recovery (feet)	Sample Interval (feet)
35	1582	TL				10/11/12/13	1.8	34-36
40	1577	TL		Very fine to fine SAND and SILT tailings with specular hematite: (5Y, 4/1 to 5YR, 2.5/2) medium dense, alternating lenses.		6/6/11/15	1.8	39-41
45	1572	TL		Loose, last 0.3' drove piece of wood. ~2.5' of blow up cleaned out with 3" split spoon.		4/8/1/7	1.2	44-46
50	1567	TL		SILT tailings: (2.5YR, 3/6 and 2.5YR, 2.5/2) dense, moist, dark red to very dusty red.		9/12/23/34	1.0	49-51
55	1562	OL		PEAT with desicated wood: (2.5YR, 2.5/3 to 2.5YR, 2.5/1) dense, moist, dark red rust brown to reddish black.		9/24/34/35	1.5	54-56
		CL/ML		CLAYEY SILT with trace organics: (5Y, 3/2) dense, dark olive gray.				
60	1557	SP		Fine SAND with little to trace silt: (5Y, 2.5/1 to 5Y, 3/1) dense, dark gray to black.		10/23/35/41	1.1	59-61
		ML		SILT with very fine SAND: (5Y, 4/2) very dense, non-plastic, saturated, olive gray.				
65	1552	ML SP ML		Varved SILT with fine SAND: (5Y, 4/2 to 5Y, 4/3) very dense, non-plastic, saturated. Fine SAND: brown,. Varved SILT with fine SAND: (5Y, 4/2 to 5Y, 4/3) very dense, non-plastic, saturated.		10/23/30/35	--	64-66
70								

01-31-2007 J:\scopes\06W003\14000 Field Notes\FVD\boring logs\BEA quicklog files\SB-628.bor

Kennecott Eagle Minerals
1004 Harbor Hills Dr. Suite 103 Marquette, MI 49855

Foth
Foth Infrastructure & Environment, LLC
2737 S. Ridge Road, Suite 600
P.O. Box 12326 • Green Bay, WI 54307-2326

LOG OF BORING SB-629

Date Started	: 9/22/2006
Date Completed	: 9/22/2006
Hole Diameter	: 6"
Drilling Method	: HSA
Sampling Method	: Split spoon
Scope	: 06W003

Northing (State Plane)	: 620215.76
Easting (State Plane)	: 26022461.39
Ground Elev. (ft msl)	: 1614.61
Stickup (feet)	: --
Completion type	: NA
Drilling Company	: Boart Longyear
Driller	: Larry
Logged by	: CS
Checked by	: JSL
Well Diameter	: NA

Well:
TOC Elev.:

Depth in Feet	Surf. Elev. 1614.61	USCS	GRAPHIC	DESCRIPTION	PID	Blow Count	Recovery (feet)	Sample Interval (feet)
0	1615			Blind drilled				
5	1610	TL		SAND and SILT tailings: (5YR, 4/1) dark gray, moist.		14/14/14/6	1.8	4-6
10	1605	TL		SB-629 (9-11') Silty Sand: (7.5YR, 2.5/1) Black, tailings, moist. Permeability = 1.2E-02. with... SB-629 (9-11') Poorly Graded Sand with Silt (7.5YR, 2.5/1) Black. Permeability = 3.6E-02.		--	2.0	9-11
15	1600	TL		SAND and SILT tailings as above, Saturated.		5/6/14/10	1.9	14-16
20	1595	TL		SAND and SILT tailings as above.		4/3/3/11	2.0	19-21
25	1590	TL		SAND and SILT tailings as above.		6/5/6/7	2.0	24-26
30	1585	TL		Tried shelby tube, no recovery. Tailings too wet and loose.		--	--	29-31
35		TL		When free water drains off tailings, remaining tailings in split spoon have more strength.		5/4/5/19	2.0	34-36

01-31-2007 J:\scopes\06W003\14000 Field Notes\FVD\boring logs\BEA quicklog files\SB-629.bor

Kennecott Eagle Minerals
1004 Harbor Hills Dr. Suite 103 Marquette, MI 49855

Foth
Foth Infrastructure & Environment, LLC
2737 S. Ridge Road, Suite 600
P.O. Box 12326 • Green Bay, WI 54307-2326

LOG OF BORING SB-629

Date Started	: 9/22/2006
Date Completed	: 9/22/2006
Hole Diameter	: 6"
Drilling Method	: HSA
Sampling Method	: Split spoon
Scope	: 06W003

Northing (State Plane)	: 620215.76
Easting (State Plane)	: 26022461.39
Ground Elev. (ft msl)	: 1614.61
Stickup (feet)	: --
Completion type	: NA
Drilling Company	: Boart Longyear
Driller	: Larry
Logged by	: CS
Checked by	: JSL
Well Diameter	: NA

Well:
TOC Elev.:

Depth in Feet	Surf. Elev. 1614.61	USCS	GRAPHIC	DESCRIPTION	PID	Blow Count	Recovery (feet)	Sample Interval (feet)
35	1580	TL				5/4/5/19	2.0	34-36
40	1575	TL		SAND and SILT tailings as above.		9/9/12/18	2.0	39-41
45	1570	TL		SAND and SILT tailings as above.		7/5/6/13	2.0	44-46
50	1565	OL		PEAT		1/1/13/50 for 6"	1.5	49-51
55	1560			Auger refusal at 53' bgs.				
60	1555							
65	1550							
70								

01-31-2007 J:\scopes\06W003\14000 Field Notes\FVD\boring logs\BEA quicklog files\SB-629.bor

Kennecott Eagle Minerals
1004 Harbor Hills Dr. Suite 103 Marquette, MI 49855

Foth
Foth Infrastructure & Environment, LLC
2737 S. Ridge Road, Suite 600
P.O. Box 12326 • Green Bay, WI 54307-2326

LOG OF BORING SB-630

(Page 1 of 1)

Date Started	: 9/22/2006
Date Completed	: 9/22/2006
Hole Diameter	: 6"
Drilling Method	: HSA
Sampling Method	: Split spoon
Scope	: 06W003

Northing (State Plane)	: 620259.01
Easting (State Plane)	: 26022158.98
Ground Elev. (ft msl)	: 1613.54
Stickup (feet)	: --
Completion type	: NA
Drilling Company	: Boart Longyear
Driller	: Larry
Logged by	: CS
Checked by	: JSL
Well Diameter	: NA

Well:
TOC Elev.:

Depth in Feet	Surf. Elev. 1613.54	USCS	GRAPHIC	DESCRIPTION	PID	Blow Count	Recovery (feet)	Sample Interval (feet)
0	1614			Blind drilled				
5	1609	TL		SAND and SILT tailings: (5YR, 4/2) dark reddish gray, moist.		11/5/4/4	2.0	4-6
10	1604	TL				11/7/7/11	2.0	9-11
15	1599	TL		Saturated at 14' bgs.		9/3/6/9	2.0	14-16
20	1594	TL				4/5/8/10	21.5	19-21
25	1589	TL				5/9/14/12	2.0	24-26
30	1584	TL				11/12/13/13	2.0	29-31
35	1579	TL				11/10/11/15	2.0	34-36
40	1574	TL				5/5/8/17	1.9	39-41
45	1569	TL				4/24/33/50 for 1"	1.2	44-46
		OL		PEAT and wood chunk with some tailings				
50		GW		Auger refusal at 50.5' bgs.		6/13/50 for 3"	1.1	49-51

01-31-2007 J:\scopes\06W003\14000 Field Notes\FVD\boring logs\BEA quicklog files\SB-630.bor

Kennecott Eagle Minerals
1004 Harbor Hills Dr. Suite 103 Marquette, MI 49855

Foth
Foth Infrastructure & Environment, LLC
2737 S. Ridge Road, Suite 600
P.O. Box 12326 • Green Bay, WI 54307-2326

LOG OF BORING SB-631

(Page 1 of 1)

Date Started	: 9/21/2006
Date Completed	: 9/21/2006
Hole Diameter	: 6"
Drilling Method	: HSA
Sampling Method	: Split spoon
Scope	: 06W003

Northing (State Plane)	: 620262.58
Easting (State Plane)	: 26021976.71
Ground Elev. (ft msl)	: 1612.75
Stickup (feet)	: --
Completion type	: NA
Drilling Company	: Boart Longyear
Driller	: Larry Erdman
Logged by	: CS
Checked by	: JSL
Well Diameter	: NA

Well:
TOC Elev.:

Depth in Feet	Surf. Elev. 1612.75	USCS	GRAPHIC	DESCRIPTION	PID	Blow Count	Recovery (feet)	Sample Interval (feet)
0	1613			Blind drilled				
5	1608	TL		SAND and SILT tailings: (5YR, 3/1) very dark gray, slightly moist.		7/7/7/8	2.0	4-6
10	1603	TL				7/8/7/13	2.0	9-11
15	1598	TL TL		Saturated at 15'.		7/8/5/6	2.0	14-16
20	1593	TL				5/5/4/17	2.0	19-21
25	1588	TL				1/1/4/5	1.8	24-26
30	1583	TL		Lots of free water.		0/0/6/8	1.9	29-31
35	1578	TL				2/3/4/7	1.9	34-36
40	1573	TL OL		PEAT: (5Y, 4/2)		0/0/4/17	1.3	39-41
45	1568	SM		SILTY FINE SAND: (5YR, 4/3)		9/14/18/21	1.2	44-46
50		SP GW		Fine SAND: (5YR, 4/2) dark reddish gray transitions to gravel with sand at 50.5'. GRAVEL with SAND: dark reddish gray, saturated.		8/16/30/50 for 6"	1.6	49-51

01-31-2007 J:\scopes\06W003\14000 Field Notes\FVD\boring logs\BEA quicklog files\SB-631.bor

Kennecott Eagle Minerals
1004 Harbor Hills Dr. Suite 103 Marquette, MI 49855

Foth
Foth Infrastructure & Environment, LLC
2737 S. Ridge Road, Suite 600
P.O. Box 12326 • Green Bay, WI 54307-2326

LOG OF BORING SB-632

(Page 1 of 1)

Date Started	: 9/19/2006
Date Completed	: 9/19/2006
Hole Diameter	: 6"
Drilling Method	: HSA
Sampling Method	: Split spoon
Scope	: 06W003

Northing (State Plane)	: 620131.82
Easting (State Plane)	: 26021833.68
Ground Elev. (ft msl)	: 1610.81
Stickup (feet)	: --
Completion type	: NA
Drilling Company	: Boart Longyear
Driller	: Gary Jones
Logged by	: REM
Checked by	: JSL
Well Diameter	: NA

Well:
TOC Elev.:

Depth in Feet	Surf. Elev. 1610.81	USCS	GRAPHIC	DESCRIPTION	PID	Blow Count	Recovery (feet)	Sample Interval (feet)
0	1611			Blind drilled				
5	1606	TL		Very fine to fine SAND tailings: (5YR, 4/1) loose, dark gray, with specular hematite, moist to dry.		5/6/6/8	1.9	4-6
10	1601	TL		One lens of dark red SILT tailings (10R, 3/6) 0.01' - 0.05' bgs starting at 10.5' bgs.		7/8/7/5	1.7	9-11
15	1596	TL		Saturated.		4/6/7/5	1.4	14-16
20	1591	TL		More specular hematite.		3/3/3/5	1.6	19-21
25	1586	TL		Very fine SAND tailings with very fine SPECULAR HEMATITE tailings and SILT tailings: (2.5YR, 3/1) medium dense, saturated, dark gray.		7/8/18/50 for 5"	1.4	24-26
30	1581	TL		Loose Used 3" split spoon to clean out ~2' of blow up in HSA.		--	1.4	29-31
35	1576	OL		PEAT and logs: (2.5YR, 2/0) dense, saturated, black.		10/30/4/9	0.7	34-36
		SM		SILTY fine SAND to Fine SANDY SILT: (7.5YR, 5/4) medium dense to dense, saturated, brown.				
40		SW-SM		Fine SANDY SILT with Fine to coarse GRAVEL and COBBLES: (10YR, 3/1) very dense, wet, till.		33/36/38/50 for 5"	0.9	39-41

01-31-2007 J:\scopes\06W003\14000 Field Notes\FVD\boring logs\BEA quicklog files\SB-632.bor

Kennecott Eagle Minerals
1004 Harbor Hills Dr. Suite 103 Marquette, MI 49855

Foth
Foth Infrastructure & Environment, LLC
2737 S. Ridge Road, Suite 600
P.O. Box 12326 • Green Bay, WI 54307-2326

LOG OF BORING SB-633

(Page 1 of 1)

Date Started	: 9/18/2006
Date Completed	: 9/18/2006
Hole Diameter	: 6"
Drilling Method	: HSA
Sampling Method	: Split spoon
Scope	: 06W003

Northing (State Plane)	: 619984.65
Easting (State Plane)	: 26021690.87
Ground Elev. (ft msl)	: 1608.79
Stickup (feet)	: --
Completion type	: NA
Drilling Company	: Boart Longyear
Driller	: Gary Jones
Logged by	: REM
Checked by	: JSL
Well Diameter	: NA

Well:
TOC Elev.:

Depth in Feet	Surf. Elev. 1608.79	USCS	GRAPHIC	DESCRIPTION	PID	Blow Count	Recovery (feet)	Sample Interval (feet)
0	1609			Blind drilled				
5	1604	TL		Very fine to fine SAND tailings: (10YR, 3/2) medium dense, very dark gray brown, with specular hematite sand, moist to dry.		5/5/7/8	0.5	5-7
10	1599	TL		loose		5/4/5/5	1.6	10-12
		TL		Saturated at 11' bgs.				
15	1594	TL		rusty staining (10YR, 6/6)		4/2/4/4	1.3	15-17
20	1589	TL		(10YR, 6/6)		2/2/3/4	1.4	20-22
25	1584	TL		(10YR, 3/4) medium dense, no more rusty staining.		2/4/9/12	1.5	24-26
30	1579	TL		30' sample had ~2' of blow-up. (10R, 5/1 to 10R, 3/3) medium dense to dense.		13/24/44/50 for 5"	2.3	30-32
35	1574	OL		2' of blow-up, clean out before sampling. Fibrous PEAT and wood pieces: (10R, 2.5/2) medium dense, drove through wood pieces, moist.		12/12/24/26	1.1	33-35
40	1569	SW-SM		Fine to coarse SAND with SILT and fine to coarse GRAVEL: (5YR, 3/1) dense, dark gray, saturated.		28/18/38/38	0.9	40-42
		SP		Fine SAND with trace silt: (5YR, 4/2) very dense, saturated, dark reddish gray.				
45		SW		Fine to coarse SAND with SILT and fine to coarse GRAVEL: (7.5YR, 3/4) very dense, dark brown, saturated.		24/40/50 for 3"	0.6	45-47

01-31-2007 J:\scopes\06W003\14000 Field Notes\FVD\boring logs\BEA quicklog files\SB-633.bor

Kennecott Eagle Minerals
1004 Harbor Hills Dr. Suite 103 Marquette, MI 49855

Foth
Foth Infrastructure & Environment, LLC
2737 S. Ridge Road, Suite 600
P.O. Box 12326 • Green Bay, WI 54307-2326

LOG OF BORING SB-634

(Page 1 of 1)

Date Started	: 9/18/2006
Date Completed	: 9/18/2006
Hole Diameter	: 6"
Drilling Method	: HSA
Sampling Method	: Split spoon
Scope	: 06W003

Northing (State Plane)	: 619952.28
Easting (State Plane)	: 26021837.51
Ground Elev. (ft msl)	: 1608.77
Stickup (feet)	: --
Completion type	: NA
Drilling Company	: Boart Longyear
Driller	: Gary Jones
Logged by	: REM
Checked by	: JSL
Well Diameter	: NA

Well:
TOC Elev.:

Depth in Feet	Surf. Elev. 1608.77	USCS	GRAPHIC	DESCRIPTION	PID	Blow Count	Recovery (feet)	Sample Interval (feet)
0	1609			Blind drilled				
5	1604	TL		Very fine to fine SAND tailings: (10YR, 3/2 and 10YR, 3/4) loose, dark gray, with specular hematite sand, moist, appears varved with 0.01 to 0.5' thick lenses of silt tailings.		5/4/4/9	1.7	4-6
10	1599	TL		(10YR, 3/2 and 10YR, 3/6)		6/7/6/8	1.8	9-11
		TL		Saturated at 11' bgs.				
15	1594	TL		(10YR, 3/2) no more varves.		6/4/3/9	1.8	14-16
20	1589	TL		(10R, 3/2) silt sized lenses at 20.5-21' bgs		5/9/10/12	1.9	19-21
25	1584	TL		(10YR, 3/2 and 10R, 3/6) medium dense, occasional 0.01' to 0.5' lenses of dark red silt tailings.		10/5/7/8	1.7	24-26
30	1579	TL		(10YR, 3/2) very loose, dark grayish brown. 2' of blow up cleaned out with a 2.5' split spoon sampler.		wth/1/1/2	1.5	29-31
35	1574	TL				wth/wth/5/7	1.5	34-36
		TL		SILT tailings: (10R, 3/6) dark red.				
40	1569	TL		Very fine to fine SAND tailings: (10YR, 3/2 and 10YR, 3/4) very loose, dark gray, with specular hematite sand, saturated. 2' of blow up cleaned out with 3" split spoon.		22/16/13/49	0.6	39-41
		OL		PEAT and logs: (2.5YR, 5/4) dark reddish brown, saturated. Drove through log.				
		SW/GW		SAND and fine to coarse GRAVEL and COBBLES: very dense, saturated. ~2' of blow up cleaned with 3" split spoon. Auger refusal at 43.5'.		50 for 3"	0.2	43-43.5
45								

01-31-2007 J:\scopes\06W003\14000 Field Notes\FVD\boring logs\BEA quicklog files\SB-634.bor

Kennecott Eagle Minerals
1004 Harbor Hills Dr. Suite 103 Marquette, MI 49855

Foth
Foth Infrastructure & Environment, LLC
2737 S. Ridge Road, Suite 600
P.O. Box 12326 • Green Bay, WI 54307-2326

LOG OF BORING SB-635

Date Started	: 9/20/2006
Date Completed	: 9/20/2006
Hole Diameter	: 6"
Drilling Method	: HSA
Sampling Method	: Split spoon
Scope	: 06W003

Northing (State Plane)	: 620141.03
Easting (State Plane)	: 26021563.15
Ground Elev. (ft msl)	: 1609.46
Stickup (feet)	: --
Completion type	: NA
Drilling Company	: Boart Longyear
Driller	: Gary Jones
Logged by	: JSL
Checked by	: JSL
Well Diameter	: NA

Well:
TOC Elev.:

Depth in Feet	Surf. Elev. 1609.46	USCS	GRAPHIC	DESCRIPTION	PID	Blow Count	Recovery (feet)	Sample Interval (feet)
0	1609			Blind drilled				
5	1604	TL		fine SAND tailings: (2.5Y, 4/1) very loose, dark gray, 0.6' massive layers separated by very fine grained silty layers that look like varves in 0.2' intervals.			2.0	4-6
10	1599	TL		2 varve horizons.			2.0	9-11
15	1594	TL		(2.5Y, 2.5/1) Saturated, one varve interval <0.1'. Sample collected for total metals, pH, cyanide, TCLP RCRA metals.			1.8	14-16
20	1589	TL		one thin varve interval <0.05' thick.			1.4	19-21
25	1584	TL		No more varves.			1.9	24-26
30	1579	TL		Fine SAND: (5YR, 3/3) dense, dark reddish brown, becoming finer grained with depth. Last 0.2' small gravel with silt.			2.0	29-31
35		NR		No recovery, rock in shoe, drilling in gravel, spoon refusal.			0	34-36

01-31-2007 J:\scopes\06W003\14000 Field Notes\FV\Dlboring logs\BEA quicklog files\SB-635.bor

Kennecott Eagle Minerals
1004 Harbor Hills Dr. Suite 103 Marquette, MI 49855

Foth
Foth Infrastructure & Environment, LLC
2737 S. Ridge Road, Suite 600
P.O. Box 12326 • Green Bay, WI 54307-2326

LOG OF BORING SB-636

(Page 1 of 1)

Date Started	: 9/19/2006
Date Completed	: 9/19/2006
Hole Diameter	: 6"
Drilling Method	: HSA
Sampling Method	: Split spoon
Scope	: 06W003

Northing (State Plane)	: 619947.91
Easting (State Plane)	: 26021423.04
Ground Elev. (ft msl)	: 1610.16
Stickup (feet)	: --
Completion type	: NA
Drilling Company	: Boart Longyear
Driller	: Gary Jones
Logged by	: REM
Checked by	: JSL
Well Diameter	: NA

Well:
TOC Elev.:

Depth in Feet	Surf. Elev. 1610.16	USCS	GRAPHIC	DESCRIPTION	PID	Blow Count	Recovery (feet)	Sample Interval (feet)
0	1610			Blind drilled				
5	1605	TL		Very fine to fine SAND tailings with specular hematite sand: (10YR, 4/1) loose, dark gray, moist to dry.		4/4/2/10	1.9	4-6
10	1600	FILL		FILL: Fine SAND and fine to coarse GRAVEL and COBBLES: (10YR, 6/4 and 10YR, 6/1) very dense to medium dense with light yellowish brown with gray layers of gravel (10YR, 6/1), moist, Drove rock in split spoon.		9/28/47/21	1.3	9-11
						35/12/7/9	1.4	14-15
15	1595	TL		Very fine SAND tailings with specular hematite: (10YR, 5/1 and 10R, 3/6) loose, layered with silt sized tailings, gray, saturated. Water at 15.5 after sampling.		7/9	1.0	15-16
20	1590	TL		(10YR, 5/1 and 10R, 3/6 to 4/3) 0.001 to 0.002' thick varves, loose. No recovery on initial split spoon - drove 3" spoon to get recovery.		41/14/6/14	NR	19-21
25	1585	TL		hole was cleaned out with 3" split spoon due to blow up.		14/11/16/21	0.3	24-26
30	1580	TL		hole was cleaned out with a 3" split spoon due to blow up.		11/5/3/10	0.25	29-31
35	1575	OL		PEAT: (2.5Y, 2/0) black, very soft. Abrupt contact with sand below.		woh/19/35/34	0.05	34-36
40	1570	SW-SM		SILTY Fine SAND with fine to coarse GRAVEL and COBBLES : (10YR, 3/2) very dense, saturated. Drilled hard 39.5 to 42.5'.		12/50 for 1"	0.3	39-39.5
45		SW/GW		Fine to coarse SAND with fine to coarse GRAVEL and COBBLES and trace silt: (7.5YR, 3/2) very dense. ~2+' of blow up, cleaned out with a 3" split spoon.		50 for 6"/47/50 for 5"	1.0	44-45

01-31-2007 J:\scopes\06W003\14000 Field Notes\FVD\boring logs\BEA quicklog files\SB-636.bor

Kennecott
Eagle Minerals
1004 Harbor Hills Dr. Suite 103 Marquette, MI 49855

Foth
Foth Infrastructure & Environment, LLC
2737 S. Ridge Road, Suite 600
P.O. Box 12326 • Green Bay, WI 54307-2326

LOG OF BORING SB-637

(Page 1 of 1)

Date Started	: 9/13/2006
Date Completed	: 9/13/2006
Hole Diameter	: 6"
Drilling Method	: HSA
Sampling Method	: Split spoon
Scope	: 06W003

Northing (State Plane)	: 619805.67
Easting (State Plane)	: 26021603.49
Ground Elev. (ft msl)	: 1608.08
Stickup (feet)	: --
Completion type	: NA
Drilling Company	: Boart Longyear
Driller	: Gary Jones
Logged by	: JSL
Checked by	: JSL
Well Diameter	: NA

Well:
TOC Elev.:

Depth in Feet	Surf. Elev. 1608.08	USCS	GRAPHIC	DESCRIPTION	PID	Blow Count	Recovery (feet)	Sample Interval (feet)
0	1608			Organic soil.				
		TL		Fine SAND iron ore tailings: (10YR, 5/1) very soft, light gray, non-plastic, moist.			1.0	0-2
		TL		2 zones of (,0.01') silt layers separated by massive tailings.			1.25	2-4
5	1603	TL		0.1' zone of very fine grained layers in tailings.			1.25	4-6
		TL		irregularly spaced silt layers.			1.4	6-8
		TL		moisture content increasing.			1.25	8-10
10	1598	TL					1.25	10-12
		TL		Saturated at 11.5' bgs.				
		TL		Tailings appear darker and may have higher iron content. Water is rusty red.			1.4	12-14
15	1593	TL					1.4	14-16
		TL		Drillers noticed a weak petroleum odor when the spoon was pulled.			1.25	16-18
		TL		Visible vapor coming out of augers, can hear a bubbling sound like gas coming out of water.			1.25	18-20
20	1588	TL					1.25	20-22
		TL					1.5	22-24
		ML		SILT with fine SAND and trace organic material: (10YR, 5/1) soft, yellow brown, medium plasticity, cohesive, pebbles rare.				
25	1583	SP		Fine SAND tailings: (10R, 3/3) may have sloughed from above.			1.0	24-26
		GP		Fine GRAVEL: (10R, 2.5/1) very loose, dark gray, non-plastic, non-cohesive.			0.4	26-28
		NR		No recovery, high blow counts, may be fine to coarse gravel. Auger refusal at 29'. Sample collected from auger.			0	28-29
30								

01-31-2007 J:\scopes\06W003\14000 Field Notes\FV\boring logs\BEA quicklog files\SB-637.bor

Kennecott Eagle Minerals
1004 Harbor Hills Dr. Suite 103 Marquette, MI 49855

Foth
Foth Infrastructure & Environment, LLC
2737 S. Ridge Road, Suite 600
P.O. Box 12326 • Green Bay, WI 54307-2326

LOG OF BORING SB-638

(Page 1 of 1)

Date Started	: 9/21/2006
Date Completed	: 9/21/2006
Hole Diameter	: 6"
Drilling Method	: HSA
Sampling Method	: Split spoon
Scope	: 06W003

Northing (State Plane)	: 619804.39
Easting (State Plane)	: 26021896.97
Ground Elev. (ft msl)	: 1607.73
Stickup (feet)	: --
Completion type	: NA
Drilling Company	: Boart Longyear
Driller	: Gary Jones
Logged by	: CS
Checked by	: JSL
Well Diameter	: NA

Well:
TOC Elev.:

Depth in Feet	Surf. Elev. 1607.73	USCS	GRAPHIC	DESCRIPTION	PID	Blow Count	Recovery (feet)	Sample Interval (feet)
0	1608			Organic soil.				
5	1603	TL		SILT and fine SAND tailings: (10R, 5/1) reddish gray, moist.		4/4/7/8	2.0	4-6
10	1598	TL		(10R, 4/1) Sample collected 9-11' bgs.		6/6/8/5	1.7	9-11
		TL		Saturated at 10.5' bgs.				
15	1593	TL				2/3/7/7	1.2	14-16
20	1588	TL		(10R, 3/2) lots of water		2/2/2/2	1.5	19-21
25	1583	TL		(10R, 3/2) dusky red, lots of water.		4/7/8/6	1.5	24-26
30	1578	TL		lots of water.		2/2/2/4	1.3	29-31
35	1573	TL				6/7/32/50 for 4"	1.3	34-36
		OL		PEAT: (10R, 2.5/2)				
40	1568	OL		No free water.		8/5/13/20	0.6	39-41
45	1563	NR		No recovery, hit gravel at 42' bgs, little bit of fine sand in tip. Auger seemed to be hitting gravel through entire interval.		16/2/1/2	0	44-46
50		SP/GW GW		SAND and GRAVEL: (10R, 3/2)		37/26/30/50 for 5"	0.8	49-51

01-31-2007 J:\scopes\06W003\14000 Field Notes\FVD\boring logs\BEA quicklog files\SB-638.bor

Kennecott Eagle Minerals
1004 Harbor Hills Dr. Suite 103 Marquette, MI 49855

Foth
Foth Infrastructure & Environment, LLC
2737 S. Ridge Road, Suite 600
P.O. Box 12326 • Green Bay, WI 54307-2326

LOG OF BORING SB-639

(Page 1 of 1)

Date Started	: 9/21/2006
Date Completed	: 9/21/2006
Hole Diameter	: 6"
Drilling Method	: HSA
Sampling Method	: Split spoon
Scope	: 06W003

Northing (State Plane)	: 620060.14
Easting (State Plane)	: 26021985.58
Ground Elev. (ft msl)	: 1610.61
Stickup (feet)	: --
Completion type	: NA
Drilling Company	: Boart Longyear
Driller	: Larry Erdman
Logged by	: CS
Checked by	: JSL
Well Diameter	: NA

Well:
TOC Elev.:

Depth in Feet	Surf. Elev. 1610.61	USCS	GRAPHIC	DESCRIPTION	PID	Blow Count	Recovery (feet)	Sample Interval (feet)
0	1611			Blind drilled				
5	1606	TL		Fine SAND tailings: (10YR, 3/2) moist, very dark grayish brown.		5/5/4/8	1.7	4-6
10	1601	TL				7/7/8/7	1.6	9-11
15	1596	TL		Saturated at 14.5' bgs.		2/4/3/10	2.0	14-16
20	1591	TL				4/4/3/6	1.8	19-21
25	1586	TL		(10R, 3/2) dusky red.		5/5/8/9	1.8	24-26
30	1581	TL				11/8/15/16	2.0	29-31
35	1576	TL				7/8/13/15	1.9	34-36
40	1571	TL				9/12/13/46	2.0	39-41
		OL		PEAT: (10R, 3/3) saturated.				
45	1566	SM		SILTY SAND or SANDY SILT: (10R, 3/1) saturated, sand estimated at 42' bgs.		1/1/13/26	1.8	44-46
50		SP/GW		SAND transitioning to SANDY GRAVEL at 50.5 (10R, 3/1)		16/16/20/50	1.9	49-51

01-31-2007 J:\scopes\06W003\14000 Field Notes\FVD\boring logs\BEA quicklog files\SB-639.bor

Kennecott
Eagle Minerals
1004 Harbor Hills Dr. Suite 103 Marquette, MI 49855

Foth
Foth Infrastructure & Environment, LLC
2737 S. Ridge Road, Suite 600
P.O. Box 12326 • Green Bay, WI 54307-2326

LOG OF BORING SB-640

(Page 1 of 1)

Date Started	: 9/26/2006
Date Completed	: 9/26/2006
Hole Diameter	: 6"
Drilling Method	: HSA
Sampling Method	: Split spoon
Scope	: 06W003

Northing (State Plane)	: 620044.44
Easting (State Plane)	: 26022147.44
Ground Elev. (ft msl)	: 1611.14
Stickup (feet)	: --
Completion type	: NA
Drilling Company	: Boart Longyear
Driller	: Gary Jones
Logged by	: REM
Checked by	: JSL
Well Diameter	: NA

Well:
TOC Elev.:

Depth in Feet	Surf. Elev. 1611.14	USCS	GRAPHIC	DESCRIPTION	PID	Blow Count	Recovery (feet)	Sample Interval (feet)
0	1611			Blind drilled				
5	1606	TL		Very fine to fine SAND tailings: (2.5Y, 3/1) loose, moist, very dark gray, with a few rusty brown mottles.		5/5/6/12	1.8	4-6
10	1601	TL				5/7/8/7	2.0	9-11
		TL		Saturated at 10.4' bgs.				
15	1596	TL		(2.5Y, 2.5/1) black, little specular hematite, soupy, graded to a coarse silt sized tailings.		3/4/5/5	2.0	14-16
20	1591	TL		(2.5Y, 3/1) very dark gray		6/9/12/6	1.8	19-21
25	1586	TL		2 thin lenses (0.02') of dark reddish brown silt tailings, very loose, dark gray.		woh/4/3/7	1.8	24-26
30	1581	TL		SILT and very fine SAND tailings: (2.5Y, 3/1 and 10R, 2.5/2) layered dark gray to dark rusty brown silt tailings.		woh/woh/2/2	1.8	29-31
35	1576	TL		Fine SAND tailings with specular hematite: (2.5Y, 3/1) loose becoming dense with depth, some dark rusty brown silt tailings.		7/7/14/37	1.8	34-36
40	1571	OL		Fibrous PEAT and wood: (10R, 2.5/1 to 10R, 3/4) dense, moist, desicated wood, reddish black to dark reddish brown with a 0.2' thick transitional layer of dark rusty brown silt tailings mixed with peat at 40'.		13/20/28/50 for 5"	1.5	39-41
45	1566	NR		No recovery. Driller reported drilled like gravel &cobbles.		50 for 5"	0	44-46
		GW		Auger blow up, fine to coarse gravel and cobbles.				
		GW		Fine to coarse GRAVEL and COBBLES with fine to coarse SAND: very dense, saturated, very dark gray to black.		100 for 7"	0	49-51
50								

01-31-2007 J:\scopes\06W003\14000 Field Notes\FVD\boring logs\BEA quicklog files\SB-640.bor

Kennecott
Eagle Minerals
1004 Harbor Hills Dr. Suite 103 Marquette, MI 49855

Foth
Foth Infrastructure & Environment, LLC
2737 S. Ridge Road, Suite 600
P.O. Box 12326 • Green Bay, WI 54307-2326

LOG OF BORING SB-641

(Page 1 of 1)

Date Started	: 9/26/2006
Date Completed	: 9/26/2006
Hole Diameter	: 6"
Drilling Method	: HSA
Sampling Method	: Split spoon
Scope	: 06W003

Northing (State Plane)	: 619789.85
Easting (State Plane)	: 26022151.31
Ground Elev. (ft msl)	: 1609
Stickup (feet)	: --
Completion type	: NA
Drilling Company	: Boart Longyear
Driller	: Gary Jones
Logged by	: REM
Checked by	: JSL
Well Diameter	: NA

Well:
TOC Elev.:

Depth in Feet	Surf. Elev. 1609	USCS	GRAPHIC	DESCRIPTION	PID	Blow Count	Recovery (feet)	Sample Interval (feet)
0	1609			Blind drilled				
5	1604	TL		Very fine to fine SAND tailings: (5YR, 5/1) moist, gray, layered with varves of silt sized tailings (dark reddish brown) 0.01 to 0.02' thick.		8/5/5/8	1.9	4-6
10	1599	TL		More numerous varves of silt tailings and a saturated silt tailing layer 9.9 to 10.3, moist and saturated, gray to rusty red, loose.		12/7/6/9	1.8	9-11
15	1594	TL		Very fine SAND tailings with thin layers (~0.2') of dark red silt sized tailings: (5YR, 3/1 to 2.5YR, 3/4)very loose, saturated, soupy.		2/5/4/12	1.9	14-16
20	1589	TL		Sample collected.		2/4/4/9	1.4	19-21
25	1584	TL		very runny, soupy, and very loose.		1/5/5/3	1.0	24-26
30	1579	TL		Fine to medium SAND with trace silt: (7.5YR, 4/4) very loose, saturated, brown.		wor for 18"/13	1.2	29-31
35	1574	SW-SM		SILTY fine to coarse SAND and fine to coarse GRAVEL with COBBLES: (2.5Y, 3/3) medium dense to very dense, saturated. Cleaned ~2.0' of blow-up out with 3" split spoon.		7/8/14/10	0.6	34-36
40		SW-SM		Cleaned ~2.5' of blow-up out with a 3" split spoon.		50/50 for 5"	0.7	39-41

01-31-2007 J:\scopes\06W003\14000 Field Notes\FV\Boring logs\BEA quicklog files\SB-641.bor

Kennecott Eagle Minerals
1004 Harbor Hills Dr. Suite 103 Marquette, MI 49855

Foth
Foth Infrastructure & Environment, LLC
2737 S. Ridge Road, Suite 600
P.O. Box 12326 • Green Bay, WI 54307-2326

LOG OF BORING SB-642

(Page 1 of 1)

Date Started	: 9/25/2006
Date Completed	: 9/25/2006
Hole Diameter	: 6"
Drilling Method	: HSA
Sampling Method	: Split spoon
Scope	: 06W003

Northing (State Plane)	: 620031.82
Easting (State Plane)	: 26022345.89
Ground Elev. (ft msl)	: 1611.64
Stickup (feet)	: --
Completion type	: NA
Drilling Company	: Boart Longyear
Driller	: Gary Jones
Logged by	: REM
Checked by	: JSL
Well Diameter	: NA

Well:
TOC Elev.:

Depth in Feet	Surf. Elev. 1611.64	USCS	GRAPHIC	DESCRIPTION	PID	Blow Count	Recovery (feet)	Sample Interval (feet)
0	1612			Blind drilled				
5	1607	TL		Very fine to fine SAND tailings: (2.5YR, 5/1) loose, moist to dry, gray, with 0.01' layered laminae of dark reddish brown silt tailings.		7/4/5/7	1.9	4-6
10	1602	TL		Fine SAND tailings: (5Y, 4/1) loose, moist to saturated, dark gray.		6/8/7/8	1.8	9-11
		TL		Saturated at 10.6' bgs.				
15	1597	TL		Very fine to fine SAND tailings with little specular hematite tailings: (5Y, 4/1) saturated, loose, dark gray.		3/3/5/5	1.7	14-16
20	1592	TL		One lens of silt tailing at 20.2-20.5' bgs (5YR, 3/4)		3/5/9/9	1.7	19-21
25	1587	TL		Very fine to fine SAND with laminated layers of SILT tailings and a little specular hematite: loose, saturated. ~2.5' of blow up, cleaned with a 3" split spoon.		7/5/6/9	1.7	24-26
30	1582	TL		Mainly very fine tailings with greater specular hematite content. ~2.5' of blow up, cleaned with a 3" split spoon.		0/7/6/5	1.7	29-31
35	1577	SW-SM		Varves, medium dense.		7/11/13/10	1.3	34-36
40	1572	OL		PEAT and wood: (2.5YR, 2.5/1) dense, black to dark reddish brown, fibrous, desicated. High "N" due to wood and desication in peat.		1/5/10/20	1.6	39-41
45	1567	OL				15/16/25/35	1.5	44-46
50		SW-SM		SILTY fine to coarse GRAVEL and COBBLES: (10YR, 2/1 or 2/2) very dense, black - very dark brown, angular, saturated.		9/26/50 for 5"	0.5	49-50.5

01-31-2007 J:\scopes\06W003\14000 Field Notes\FVD\boring logs\BEA quicklog files\SB-642.bor

Kennecott Eagle Minerals
1004 Harbor Hills Dr. Suite 103 Marquette, MI 49855

Foth
Foth Infrastructure & Environment, LLC
2737 S. Ridge Road, Suite 600
P.O. Box 12326 • Green Bay, WI 54307-2326

LOG OF BORING SB-643

(Page 1 of 1)

Date Started	: 9/21/2006
Date Completed	: 9/21/2006
Hole Diameter	: 6"
Drilling Method	: HSA
Sampling Method	: Split spoon
Scope	: 06W003

Northing (State Plane)	: 619655.89
Easting (State Plane)	: 26022017.01
Ground Elev. (ft msl)	: 1607.6
Stickup (feet)	: --
Completion type	: NA
Drilling Company	: Boart Longyear
Driller	: Gary Jones
Logged by	: CS
Checked by	: JSL
Well Diameter	: NA

Well:
TOC Elev.:

Depth in Feet	Surf. Elev. 1607.6	USCS	GRAPHIC	DESCRIPTION	PID	Blow Count	Recovery (feet)	Sample Interval (feet)
0	1606			Blind drilled				
5	1603	TL		Fine SAND and SILT tailings: (5YR. 2.5/2), moist, black.		5/6/8/10	2.0	4-6
10	1598	TL		Saturated at tip of sampler.		6/6/6/9	2.0	9-11
		TL		Saturated at 12'.				
15	1593	TL				2/3/5/3	2.0	14-16
20	1588	TL		(10R, 3/2)		6/4/6/6	2.0	19-21
25	1583	TL		Very sloppy, hit native material at ~26' bgs, gravel in tip of sampler, saturated.		1/2/7/13	0.6	24-26
		GW						
30		GW		GRAVEL with SAND Hard augering starting at 28.5' bgs. Gas bubbling through water for a few minutes; LEL reading = 100%.		50 for 5"	0.2	29-29.5

01-31-2007 J:\scopes\06W003\14000 Field Notes\FVD\boring logs\BEA quicklog files\SB-643.bor

Kennecott Eagle Minerals
1004 Harbor Hills Dr. Suite 103 Marquette, MI 49855

Foth
Foth Infrastructure & Environment, LLC
2737 S. Ridge Road, Suite 600
P.O. Box 12326 • Green Bay, WI 54307-2326

LOG OF BORING SB-644

(Page 1 of 1)

Date Started	: 9/13/2006
Date Completed	: 9/13/2006
Hole Diameter	: 6"
Drilling Method	: HSA
Sampling Method	: Split spoon
Scope	: 06W003

Northing (State Plane)	: 619675.01
Easting (State Plane)	: 26021762
Ground Elev. (ft msl)	: 1607.76
Stickup (feet)	: --
Completion type	: NA
Drilling Company	: Boart Longyear
Driller	: Gary Jones
Logged by	: JSL
Checked by	: JSL
Well Diameter	: NA

Well:
TOC Elev.:

Depth in Feet	Surf. Elev. 1607.76	USCS	GRAPHIC	DESCRIPTION	PID	Blow Count	Recovery (feet)	Sample Interval (feet)
0	1608			Blind drilled				
5	1603	TL		Fine SAND iron ore tailings with irregularly spaced silt layers: (10YR, 5/1) very soft, light gray, moist, non-plastic, non-cohesive.			1.6	5-7
							0	7-10
10	1598	TL		wet at bottom of spoon, laminated to thinly bedded throughout.			1.75	10-12
							0	12-15
15	1593	TL		(10YR, 5/1) dark reddish brown.			1.75	15-17
							0	17-20
20	1588	TL					1.0	20-22
		TL					1.5	22-24
25	1583	TL		...With thin red clay between tailing and gravel. Clay has high plasticity.			1.5	24-25.5
		GW		Small to large GRAVEL with FINES: (black) loose, non-plastic, non-cohesive, subround clasts.			0.5	25.5-26
		GW		...With irregular zones of low plastic clay.			0.75	26-28
		GW		Dark brown. (10YR, 2.5/1) black.			1.0	28-30
30		GW					1.0	30-32

Auger and spoon refusal.

01-31-2007 J:\scopes\06W003\14000 Field Notes\FV\boring logs\BEA quicklog files\SB-644.bor

Kennecott
Eagle Minerals
1004 Harbor Hills Dr. Suite 103 Marquette, MI 49855

Foth
Foth Infrastructure & Environment, LLC
2737 S. Ridge Road, Suite 600
P.O. Box 12326 • Green Bay, WI 54307-2326

LOG OF BORING SB-645

(Page 1 of 1)

Date Started	: 9/28/2006
Date Completed	: 9/28/2006
Hole Diameter	: 6"
Drilling Method	: HSA
Sampling Method	: Split spoon
Scope	: 06W003

Northing (State Plane)	: 619667.41
Easting (State Plane)	: 26021477.45
Ground Elev. (ft msl)	: 1613.82
Stickup (feet)	: --
Completion type	: NA
Drilling Company	: Boart Longyear
Driller	: Gary Jones
Logged by	: CS
Checked by	: JSL
Well Diameter	: NA

Well:
TOC Elev.:

Depth in Feet	Surf. Elev. 1613.82	USCS	GRAPHIC	DESCRIPTION	PID	Blow Count	Recovery (feet)	Sample Interval (feet)
0	1614			Blind drilled				
				Organic soil overlying broken rock.				
5	1609	TL		Fine SAND tailings: (7.5YR, 5/1) moist, gray.		8/12/10/10	2.0	4-6
10	1604	TL		(7.5YR, 5/4) brown		7/12/15/25	1.8	9-11
						50 for 1"	0	14
				Auger refusal at ~14' bgs. Tried to sample, no recovery. Not saturated.				
15								

01-31-2007 J:\scopes\06W003\14000 Field Notes\FVD\boring logs\BEA quicklog files\SB-645.bor

Kennecott Eagle Minerals
1004 Harbor Hills Dr. Suite 103 Marquette, MI 49855

Foth
Foth Infrastructure & Environment, LLC
2737 S. Ridge Road, Suite 600
P.O. Box 12326 • Green Bay, WI 54307-2326

LOG OF BORING SB-645A

(Page 1 of 1)

Date Started	: 9/28/2006
Date Completed	: 9/28/2006
Hole Diameter	: 6"
Drilling Method	: HSA
Sampling Method	: Split spoon
Scope	: 06W003

Northing (State Plane)	: 61976.57
Easting (State Plane)	: 260214
Ground Elev. (ft msl)	: 1614.15
Stickup (feet)	: --
Completion type	: NA
Drilling Company	: Boart Longyear
Driller	: Gary Jones
Logged by	: CS
Checked by	: JSL
Well Diameter	: NA

Depth in Feet	Surf. Elev. 1614.15	USCS	GRAPHIC	DESCRIPTION	PID	Blow Count	Recovery (feet)	Sample Interval (feet)
0	1614			Attempted to blind drill to 14' bgs. Auger refusal at 6'.				
5	1609							
10								

Well:
TOC Elev.:

01-31-2007 J:\scopes\06W003\14000 Field Notes\FVD\boring logs\BEA quicklog files\SB-645A.bor

Kennecott
Eagle Minerals
1004 Harbor Hills Dr. Suite 103 Marquette, MI 49855

Foth
Foth Infrastructure & Environment, LLC
2737 S. Ridge Road, Suite 600
P.O. Box 12326 • Green Bay, WI 54307-2326

LOG OF BORING SB-646

(Page 1 of 1)

Date Started	: 9/28/2006
Date Completed	: 9/28/2006
Hole Diameter	: 6"
Drilling Method	: HSA
Sampling Method	: Split spoon
Scope	: 06W003

Northing (State Plane)	: 619508.46
Easting (State Plane)	: 26021625.34
Ground Elev. (ft msl)	: 1612.27
Stickup (feet)	: --
Completion type	: NA
Drilling Company	: Boart Longyear
Driller	: Gary Jones
Logged by	: CS
Checked by	: JSL
Well Diameter	: NA

Well:
TOC Elev.:

Depth in Feet	Surf. Elev. 1612.27	USCS	GRAPHIC	DESCRIPTION	PID	Blow Count	Recovery (feet)	Sample Interval (feet)
0	1612			Auger refusal at 18" bgs - tried 3 locations ~3-4' apart. All similar results; auger takes off sideways (hits rock face) - sand, gravel, tailings, and 4-6" of rock in cuttings.				
5	1607							
10								

01-31-2007 J:\scopes\06W003\14000 Field Notes\FVD\boring logs\BEA quicklog files\SB-646.bor

Kennecott
Eagle Minerals
1004 Harbor Hills Dr. Suite 103 Marquette, MI 49855

Foth
Foth Infrastructure & Environment, LLC
2737 S. Ridge Road, Suite 600
P.O. Box 12326 • Green Bay, WI 54307-2326

LOG OF BORING SB-647

(Page 1 of 1)

Date Started	: 9/28/2006
Date Completed	: 9/28/2006
Hole Diameter	: 6"
Drilling Method	: HSA
Sampling Method	: Split spoon
Scope	: 06W003

Northing (State Plane)	: 619448.16
Easting (State Plane)	: 26021920.89
Ground Elev. (ft msl)	: 1610.53
Stickup (feet)	: --
Completion type	: NA
Drilling Company	: Boart Longyear
Driller	: Gary Jones
Logged by	: CS
Checked by	: JSL
Well Diameter	: NA

Well:
TOC Elev.:

Depth in Feet	Surf. Elev. 1611 1610.53	USCS	GRAPHIC	DESCRIPTION	PID	Blow Count	Recovery (feet)	Sample Interval (feet)
0		ROCK		COBBLES and ROCK				
		TL		SAND and GRAVEL tailings: (7.5YR, 3/2) gravel in split spoon tip.				
	1606					50/20/50 for 3"	0.8	4-6
5				Auger refusal at 5.1' - Dike rock ~30' south. Probably on fill/tails/rock/sand northward from rock face.				
10								

01-31-2007 J:\scopes\06W003\14000 Field Notes\FVD\boring logs\BEA quicklog files\SB-647.bor

Kennecott
Eagle Minerals
1004 Harbor Hills Dr. Suite 103 Marquette, MI 49855

Foth
Foth Infrastructure & Environment, LLC
2737 S. Ridge Road, Suite 600
P.O. Box 12326 • Green Bay, WI 54307-2326

LOG OF BORING SB-647A

(Page 1 of 1)

Date Started	: 9/28/2006
Date Completed	: 9/28/2006
Hole Diameter	: 6"
Drilling Method	: HSA
Sampling Method	: Split spoon
Scope	: 06W003

Northing (State Plane)	: 619447.49
Easting (State Plane)	: 26021914.14
Ground Elev. (ft msl)	: 1610.29
Stickup (feet)	: --
Completion type	: NA
Drilling Company	: Boart Longyear
Driller	: Gary Jones
Logged by	: CS
Checked by	: JSL
Well Diameter	: NA

Well:
TOC Elev.:

Depth in Feet	Surf. Elev. 1610.29	USCS	GRAPHIC	DESCRIPTION	PID	Blow Count	Recovery (feet)	Sample Interval (feet)
0	1610			Auger refusal ~4' deep. Sand/gravel/6"-rock. Looks like a little gray tailings (much less tailing than in SB-647).				
5	1605							
10								

01-31-2007 J:\scopes\06W003\14000 Field Notes\FVD\boring logs\BEA quicklog files\SB-647A.bor

Kennecott Eagle Minerals
1004 Harbor Hills Dr. Suite 103 Marquette, MI 49855

Foth
Foth Infrastructure & Environment, LLC
2737 S. Ridge Road, Suite 600
P.O. Box 12326 • Green Bay, WI 54307-2326

LOG OF BORING SB-648

(Page 1 of 1)

Date Started	: 9/26/2006
Date Completed	: 9/26/2006
Hole Diameter	: 6"
Drilling Method	: HSA
Sampling Method	: Split spoon
Scope	: 06W003

Northing (State Plane)	: 619437.45
Easting (State Plane)	: 26022141.84
Ground Elev. (ft msl)	: 1606.18
Stickup (feet)	: --
Completion type	: NA
Drilling Company	: Boart Longyear
Driller	: Gary Jones
Logged by	: REM
Checked by	: JSL
Well Diameter	: NA

Well:
TOC Elev.:

Depth in Feet	Surf. Elev. 1608.18	USCS	GRAPHIC	DESCRIPTION	PID	Blow Count	Recovery (feet)	Sample Interval (feet)
0	1608	TL		Blind drilled				
5	1603	TL		Very fine to fine SAND tailings with specular hematite: (5YR, 5/1) loose, moist to dry, gray.		8/4/4/3	1.7	4-6
10	1598	TL		Fine SAND and SILT tailings: (2.5YR, 2.5/4) very loose, saturated, dark reddish brown 0.4' - 0.6' bgs alternating with gray fine sand tailings. Sampled wet silt tailings only		6/5/6/8	1.7	9-11
15	1593	TL		Layered very fine SAND and CLAYEY SILT tailings: (2.5YR, 2.5/4 and 7.5YR, 4/1) very loose, 0.1' - 0.3' thick layers, dark gray sand and dark reddish brown silt. saturated, runny.		--	1.7	14-16
		TL		SILT and SILTY CLAY tailings: (2.5YR, 2.5/4) loose, plastic, dark reddish brown, runny.		woh/woh/6/8	1.8	19-20
20	1588	TL		Fine SAND tailings: (dark gray) medium dense, saturated				
25	1583	TL		SILT and SILTY CLAY tailings: (dark reddish brown) loose - very soft, runny, with 0.1 - 0.3' thick lens of dark gray fine sand tailings, saturated.		6/7/6/4	1.7	24-26
		GW		Driller reports feeling GRAVEL (10YR, 5/3) after 26' cleaned out ~3' of blow up in auger with 3" split spoon.				
30	1578	SW		Layered fine to medium SAND and coarse SAND with fine to coarse GRAVEL and COBBLES: (10YR, 5/3 - 2/1 to 5Y, 3/1) brown, dark gray to black.		0/35/38/25	0.8	28.5-30.5
35		SW-SM		SILTY fine to medium SAND with fine to coarse GRAVEL: (10YR, 5/4) dense, yellow brown, saturated.		--	1.4	34-36

01-31-2007 J:\scopes\06W003\14000 Field Notes\FVD\boring logs\BEA quicklog files\SB-648.bor

C-2

Drillers Logs, Well Development Records and Boring Abandonment Logs

Boart-Longyear Environmental Drilling

FIELD BORING LOG

Sheet 1 of 1

Job No. 34101340

Boring No. KMW-1

FOR Foth & Van Dyke South Eagle

LOCATION Marquette, MI Elev.

GROUND WATER				
While drilling	7.0'	Time after drilling		Start 9-18-06
Before casing removal		Depth to water		Unit 1411
After casing removal		Depth to cave-in		Chief M. White

Casing/Probe
Weight
Drop

Sample No.	Moisture	Blows on Sampler 0/6 12/18	Blows on Sampler 6/12 18/24	Sample Recovery	Total Blows	VISUAL FIELD CLASSIFICATION AND REMARKS	Symbol	Unconfined Strength	Boulders	Blows on Casing Size	Blows on Probe Size	Drilling Method
						BLACKTOP						Sonic
						Silty SAND w/Gravel						
						5						
						10						
						SAND						
						15						
						EOB 15.0'						
						Well Set 15.0'						

FIELD_BORING_LOG 34101340.GPJ BOART.GDT 11/15/06

BOART LONGYEAR
Well Construction Report

Job Name	South Eagle	Well Name	KMW-1
Job Number	34101340	Driller	M. White
Location	Marquette, MI	Date Installed	09/18/06

Type of Well:
- x Water Table Observation
- ___ Piezometer
- ___ Other ___

A. Height of Well Casing above ground 2.0 ft.

B. Diameter of Well Casing 2.0 in.

C. Surface Seal Bottom 0.0 ft.

D. Well Casing: Flush Threaded PVC
- x Schedule 40
- ___ Schedule 80
- ___ Other ___

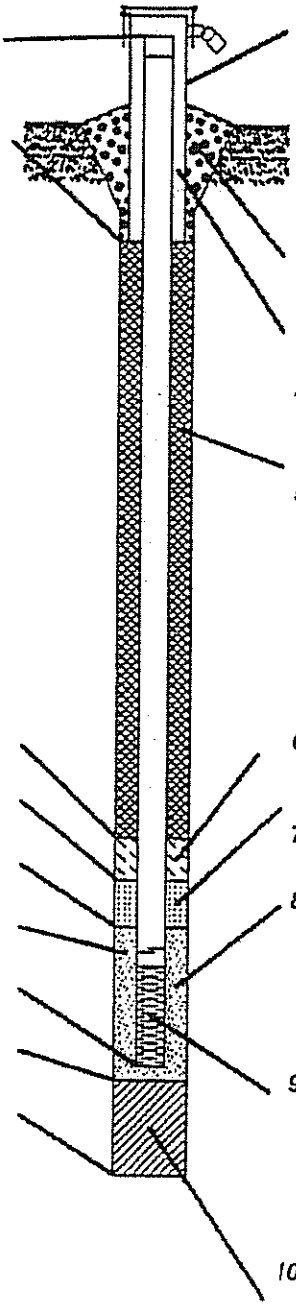

E. Bentonite Seal Top 0.0 ft.

F. Fine Sand Top 3.5 ft.

G. Filter Pack Top 4.0 ft.

H. Screen Joint Top 5.0 ft.

I. Well Bottom 15.0 ft.

J. Filter Pack Bottom 15.0 ft.

K. Borehole Bottom 15.0 ft.

1. Locking Cap? x Yes ___ No

2. Protective Cover:
- a. Inside diam. 4.0 in.
- b. Length 4.0 ft.
- c. Material
  - x Steel
  - ___ Other ___
- d. Bumper Post ___ ___ 3" ___ 4"

3. Surface Seal:
- ___ Bentonite
- x Concrete
- ___ Other ___

4. Material between Casing and Protop:
- ___ Bentonite
- x Other Sand

5. Annular Space Seal:
- x Granular Bentonite
- ___ Bentonite Slurry
- ___ Bentonite-Cement Grout,
- ___ Other ___

How Installed:
- x Gravity
- ___ Tremie Pumped

6. Bentonite Seal:
- ___ Granules
- x Pellets

7. Type of Fine Sand: #70 Badger

8. Type of Filter Pack: #40 Badger

9. Screen Material: PVC
- Type: x Factory Cut
- ___ Continuous Slot
- Slot Size: 0.010 in.
- Length: 10.0 ft.

10. Backfill Material: (Below filter pack)
- x None
- ___ Other ___

Boart Longyear
101 Alderson Street
Schofield WI 54476
Phone (715) 359-7090
Fax (715) 355-5715

BOART LONGYEAR
WELL DEVELOPMENT REPORT

WELL NAME KMW-1

WELL DIAMETER 2"

(MEASUREMENTS BELOW FROM TOP OF CASING)

TOTAL DEPTH 17.1'

DEPTH TO WATER BEFORE DEVELOPMENT 9.7'

DEPTH TO WATER AFTER DEVELOPMENT _____'

JOB NO# 34101340

LOCATION Marquette, MI

DATE 10/4/2006

DEVELOPED BY M. White

DESCRIPTION OF DEVELOPMENT METHOD

(Check One)

- ☐ SURGED W/BAILER & BAILED
- ☐ SURGED W/BAILER & PUMPED
- ☐ SURGED W/BLOCK & BAILED
- ☐ SURGED W/BLOCK & PUMPED
- ☒ OTHER Whale

CAN THIS WELL BE PURGED DRY? ☒ YES ☐ NO

VOLUME OF WATER IN FILTER PACK AND WELL CASING	_____ Gallons
VOLUME OF WATER REMOVED FROM WELL	25 Gallons
CLARITY OF WATER BEFORE DEVELOPMENT	Brown
CLARITY OF WATER AFTER DEVELOPMENT	Cloudy to Clear
VOLUME OF WATER ADDED	None
SOURCE OF WATER ADDED	None
TIME SPENT FOR DEVELOPMENT 90 Minutes	START: 1:30 P.M. END: 3:00 P.M.

COMMENTS:

Boart-Longyear Environmental Drilling

FIELD BORING LOG

Sheet 1 of 1

Job No. 34101340

Boring No. KMW-2

FOR Foth & Van Dyke South Eagle

LOCATION Marquette, MI Elev.

GROUND WATER				
While drilling	7.0'	Time after drilling		Start 9-19-06
Before casing removal		Depth to water		Unit 1411
After casing removal		Depth to cave-in		Chief M. White

Sample No.	Moisture	Blows on Sampler 0/6 12/18	Blows on Sampler 6/12 18/24	Sample Recovery	Total Blows	VISUAL FIELD CLASSIFICATION AND REMARKS	Casing/Probe Weight Drop	Symbol	Unconfined Strength	Boulders	Blows on Casing Size	Blows on Probe Size	Drilling Method
						BLACKTOP							Sonic
						Sandy GRAVEL							
						5	5						
						10	10						
						15	15						
						EOB 18.0' Well Set 18.0'							

FIELD_BORING_LOG 34101340.GPJ BOART.GDT 11/15/06

BOART LONGYEAR
Well Construction Report

Job Name	South Eagle	Well Name	KMW-2
Job Number	34101340	Driller	M. White
Location	Marquette, MI	Date Installed	09/19/06

Type of Well:
- x Water Table Observation
- ___ Piezometer
- ___ Other ___

A. Height of Well Casing above ground -0.5 ft.

B. Diameter of Well Casing 2.0 in.

C. Surface Seal Bottom 1.0 ft.

D. Well Casing: Flush Threaded PVC
- x Schedule 40
- ___ Schedule 80
- ___ Other ___

E. Bentonite Seal Top 1.0 ft.

F. Fine Sand Top 5.5 ft.

G. Filter Pack Top 6.0 ft.

H. Screen Joint Top 8.0 ft.

I. Well Bottom 18.0 ft.

J. Filter Pack Bottom 18.0 ft.

K. Borehole Bottom 18.0 ft.

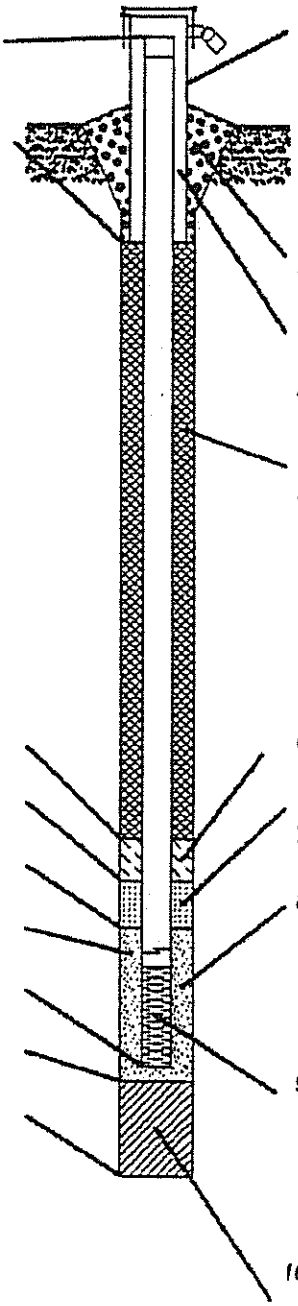

1. Locking Cap? x Yes ___ No

2. Protective Cover:
- a. Inside diam. 8.0 in.
- b. Length 1.0 ft.
- c. Material
  - x Steel
  - ___ Other ___
- d. Bumper Post ___ ___ 3" ___ 4"

3. Surface Seal:
- ___ Bentonite
- x Concrete
- ___ Other ___

4. Material between Casing and Protop:
- ___ Bentonite
- x Other Sand

5. Annular Space Seal:
- x Granular Bentonite
- ___ Bentonite Slurry
- ___ Bentonite-Cement Grout
- ___ Other ___

How Installed:
- x Gravity
- ___ Tremie Pumped

6. Bentonite Seal:
- ___ Granules
- x Pellets

7. Type of Fine Sand: #70 Badger

8. Type of Filter Pack: #40 Badger

9. Screen Material: PVC
- Type: x Factory Cut
- ___ Continuous Slot
- Slot Size: 0.010 in.
- Length: 10.0 ft.

10. Backfill Material: (Below filter pack)
- x None
- ___ Other ___

Boart Longyear
101 Alderson Street
Schofield WI 54476
Phone (715) 359-7090
Fax (715) 355-5715

Boart-Longyear Environmental Drilling

FIELD BORING LOG

Sheet 1 of 1

Job No. 34101340

Boring No. KMW-3

FOR Foth & Van Dyke South Eagle

LOCATION Marquette, MI Elev.

GROUND WATER				
While drilling	25.0'	Time after drilling		Start 9-26-06
Before casing removal		Depth to water		Unit 1411
After casing removal		Depth to cave-in		Chief M. White

Sample No.	Moisture	Blows on Sampler 0/6 12/18	Blows on Sampler 6/12 18/24	Sample Recovery	Total Blows	VISUAL FIELD CLASSIFICATION AND REMARKS	Casing/Probe Weight Drop	Symbol	Unconfined Strength	Boulders	Blows on Casing Size	Blows on Probe Size	Drilling Method
						TOPSOIL							Sonic
						Sandy, Silty, Rocky GRAVEL							
						5		5					
						10		10					
						15		15					
						20		20					
						25		25					
						30		30					
						EOB 32.0'							
						Well Set 32.0'							

FIELD_BORING_LOG 34101340.GPJ BOART.GDT 11/15/06

BOART LONGYEAR
Well Construction Report

Job Name	South Eagle	Well Name	KMW-3
Job Number	34101340	Driller	M. White
Location	Marquette, MI	Date Installed	09/26/06

Type of Well:
- x Water Table Observation
- ___ Piezometer
- ___ Other ___

A. Height of Well Casing above ground 2.0 ft.

B. Diameter of Well Casing 2.0 in.

C. Surface Seal Bottom -0.5 ft.

D. Well Casing: Flush Threaded PVC
- x Schedule 40
- ___ Schedule 80
- ___ Other ___

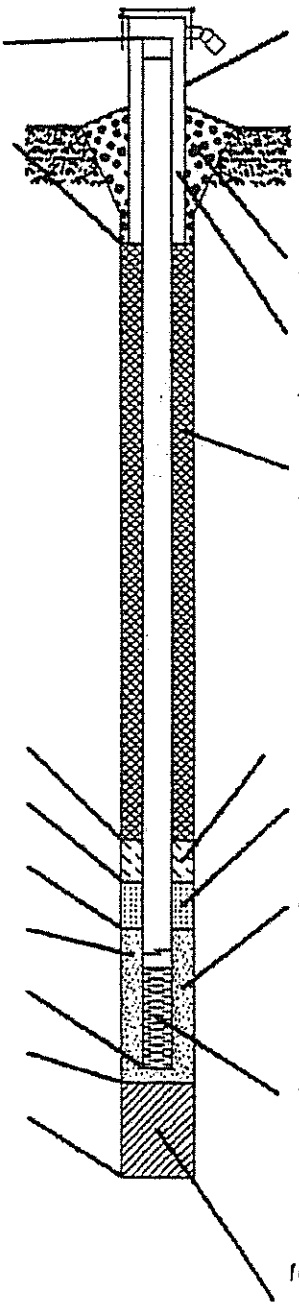

E. Bentonite Seal Top -0.5 ft.

F. Fine Sand Top 19.0 ft.

G. Filter Pack Top 20.0 ft.

H. Screen Joint Top 22.0 ft.

I. Well Bottom 32.0 ft.

J. Filter Pack Bottom 32.0 ft.

K. Borehole Bottom 32.0 ft.

1. Locking Cap? x Yes ___ No

2. Protective Cover:
- a. Inside diam. 4.0 in.
- b. Length 7.0 ft.
- c. Material
  - x Steel
  - ___ Other ___
- d. Bumper Post ___ 3" ___ 4"

3. Surface Seal:
- x Bentonite
- ___ Concrete
- ___ Other ___

4. Material between Casing and Protop:
- ___ Bentonite
- x Other Sand

5. Annular Space Seal:
- x Granular Bentonite
- ___ Bentonite Slurry
- ___ Bentonite-Cement Grout
- ___ Other ___

How Installed:
- x Gravity
- ___ Tremie Pumped

6. Bentonite Seal:
- ___ Granules
- x Pellets

7. Type of Fine Sand: #70 Badger

8. Type of Filter Pack: #40 Badger

9. Screen Material: PVC
- Type: x Factory Cut
- ___ Continuous Slot
- Slot Size: 0.010 in.
- Length: 10.0 ft.

10. Backfill Material: (Below filter pack)
- x None
- ___ Other ___

Boart Longyear
101 Alderson Street
Schofield WI 54476
Phone (715) 359-7090
Fax (715) 355-5715

BOART LONGYEAR
WELL DEVELOPMENT REPORT

WELL NAME KMW-3

WELL DIAMETER 2"

(MEASUREMENTS BELOW FROM TOP OF CASING)

TOTAL DEPTH 34.3'

DEPTH TO WATER BEFORE DEVELOPMENT 17.4'

DEPTH TO WATER AFTER DEVELOPMENT _____'

JOB NO# 34101340

LOCATION Marquette, MI

DATE 10/4/2006

DEVELOPED BY M. White

DESCRIPTION OF DEVELOPMENT METHOD

(Check One)

- ☐ SURGED W/BAILER & BAILED
- ☐ SURGED W/BAILER & PUMPED
- ☐ SURGED W/BLOCK & BAILED
- ☐ SURGED W/BLOCK & PUMPED
- ☒ OTHER Whale

CAN THIS WELL BE PURGED DRY? ☐ YES ☐ NO

VOLUME OF WATER IN FILTER PACK AND WELL CASING	_____ Gallons
VOLUME OF WATER REMOVED FROM WELL	55 Gallons
CLARITY OF WATER BEFORE DEVELOPMENT	Brown
CLARITY OF WATER AFTER DEVELOPMENT	Cloudy to Clear
VOLUME OF WATER ADDED	None
SOURCE OF WATER ADDED	None
TIME SPENT FOR DEVELOPMENT 90 Minutes	START: 4:30 P.M. END: 6:00 P.M.

COMMENTS:

Boart-Longyear Environmental Drilling

FIELD BORING LOG

Sheet 1 of 1

Job No. 34101340

Boring No. KMW-4P

FOR Foth & Van Dyke South Eagle

LOCATION Marquette, MI Elev.

GROUND WATER				
While drilling	30.0'	Time after drilling		Start 9-20-06
Before casing removal		Depth to water		Unit 1411
After casing removal		Depth to cave-in		Chief M. White

Sample No.	Moisture	Blows on Sampler 0/6 12/18	Blows on Sampler 6/12 18/24	Sample Recovery	Total Blows	VISUAL FIELD CLASSIFICATION AND REMARKS	Casing/Probe Weight Drop	Symbol	Unconfined Strength	Boulders	Blows on Casing Size	Blows on Probe Size	Drilling Method
						TOPSOIL							Sonic
						Sandy GRAVEL							
						5		5					
						10		10					
						15		15					
						20		20					
						25		25					
						30		30					
						35		35					
						40		40					
						EOB 43.0'							
						Well Set 43.0'							

FIELD_BORING_LOG_34101340.GPJ BOART.GDT 11/15/06

BOART LONGYEAR
Well Construction Report

Job Name	South Eagle	Well Name	KMW-4P
Job Number	34101340	Driller	M. White
Location	Marquette, MI	Date Installed	09/29/06

Type of Well:
- x Water Table Observation
- ___ Piezometer
- ___ Other ___

A. Height of Well Casing above ground 2.0 ft.

B. Diameter of Well Casing 2.0 in.

C. Surface Seal Bottom 0.0 ft.

D. Well Casing: Flush Threaded PVC
- x Schedule 40
- ___ Schedule 80
- ___ Other ___

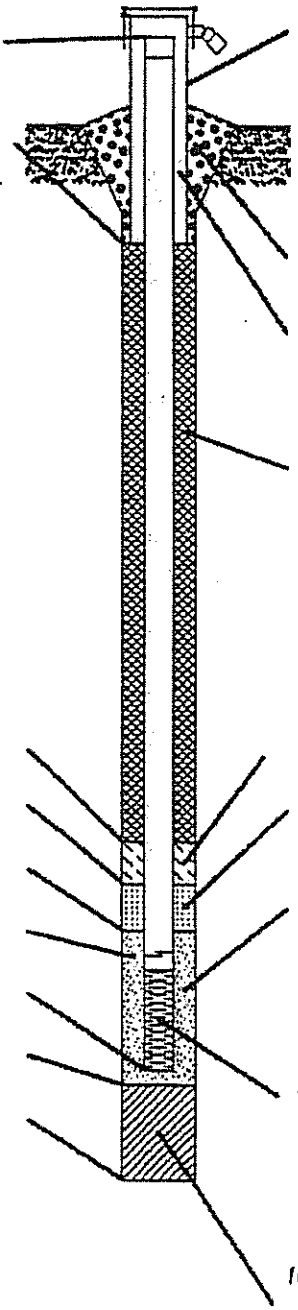

E. Bentonite Seal Top 0.0 ft.

F. Fine Sand Top 30.0 ft.

G. Filter Pack Top 31.0 ft.

H. Screen Joint Top 33.0 ft.

I. Well Bottom 43.0 ft.

J. Filter Pack Bottom 43.0 ft.

K. Borehole Bottom 43.0 ft.

1. Locking Cap? x Yes ___ No

2. Protective Cover:
- a. Inside diam. 4.0 in.
- b. Length 7.0 ft.
- c. Material
  - x Steel
  - ___ Other ___
- d. Bumper Post ___ ___ 3" ___ 4"

3. Surface Seal:
- x Bentonite
- ___ Concrete
- ___ Other ___

4. Material between Casing and Protop:
- ___ Bentonite
- x Other Sand

5. Annular Space Seal:
- x Granular Bentonite
- ___ Bentonite Slurry
- ___ Bentonite-Cement Grout
- ___ Other ___

How Installed:
- x Gravity
- ___ Tremie Pumped

6. Bentonite Seal:
- ___ Granules
- x Pellets

7. Type of Fine Sand: #70 Badger

8. Type of Filter Pack: #40 Badger

9. Screen Material: PVC
- Type: x Factory Cut ___ Continuous Slot
- Slot Size: 0.010 in.
- Length: 10.0 ft.

10. Backfill Material: (Below filter pack)
- x None
- ___ Other ___

Boart Longyear
101 Alderson Street
Schofield WI 54476
Phone (715) 359-7090
Fax (715) 355-5715

BOART LONGYEAR
WELL DEVELOPMENT REPORT

WELL NAME KMW-4P

WELL DIAMETER 2"

(MEASUREMENTS BELOW FROM TOP OF CASING)

TOTAL DEPTH 45.4'

DEPTH TO WATER BEFORE DEVELOPMENT 27.96'

DEPTH TO WATER AFTER DEVELOPMENT _____'

JOB NO# 34101340

LOCATION Marquette, MI

DATE 9/29/2006

DEVELOPED BY M. White

DESCRIPTION OF DEVELOPMENT METHOD

(Check One)

- ☐ SURGED W/BAILER & BAILED
- ☐ SURGED W/BAILER & PUMPED
- ☐ SURGED W/BLOCK & BAILED
- ☐ SURGED W/BLOCK & PUMPED
- ☒ OTHER Jack

CAN THIS WELL BE PURGED DRY? ☐ YES ☒ NO

VOLUME OF WATER IN FILTER PACK AND WELL CASING	_____ Gallons
VOLUME OF WATER REMOVED FROM WELL	55 Gallons
CLARITY OF WATER BEFORE DEVELOPMENT	Brown
CLARITY OF WATER AFTER DEVELOPMENT	Cloudy to Clear
VOLUME OF WATER ADDED	None
SOURCE OF WATER ADDED	None
TIME SPENT FOR DEVELOPMENT 120 Minutes	START: 2:00 P.M. END: 4:00 P.M.

COMMENTS:

Boart-Longyear Environmental Drilling

FIELD BORING LOG

Sheet 1 of 2

Job No. 34101340

Boring No. KMW-5a

FOR Foth & Van Dyke South Eagle

LOCATION Marquette, MI Elev.

GROUND WATER				
While drilling		Time after drilling		Start 9-20-06
Before casing removal		Depth to water		Unit 1411
After casing removal		Depth to cave-in		Chief M. White

Sample No.	Moisture	Blows on Sampler 0/6 12/18	Blows on Sampler 6/12 18/24	Sample Recovery	Total Blows	VISUAL FIELD CLASSIFICATION AND REMARKS	Casing/Probe Weight Drop	Symbol	Unconfined Strength	Boulders	Blows on Casing Size	Blows on Probe Size	Drilling Method
						ROCKS & BOULDERS							Sonic
						5		5					
						10		10					
						15		15					
						20		20					
						25		25					
						30		30					
						35		35					
						40		40					
						45		45					
						50		50					

Boart-Longyear Environmental Drilling

FIELD BORING LOG

Job No. 34101340

Boring No. KMW-5a

FOR Foth & Van Dyke South Eagle

LOCATION Marquette, MI Elev.

GROUND WATER				
While drilling		Time after drilling		Start 9-20-06
Before casing removal		Depth to water		Unit 1411
After casing removal		Depth to cave-in		Chief M. White

Sample No.	Moisture	Blows on Sampler 0/6 12/18	Blows on Sampler 6/12 18/24	Sample Recovery	Total Blows	VISUAL FIELD CLASSIFICATION AND REMARKS	Casing/Probe Weight Drop	Symbol	Unconfined Strength	Boulders	Blows on Casing Size	Blows on Probe Size	Drilling Method
						EOB 53.0' Well Set 53.0'							

FIELD_BORING_LOG 34101340.GPJ BOART.GDT 11/15/06

BOART LONGYEAR
Well Construction Report

Job Name	South Eagle	Well Name	KMW-5a
Job Number	34101340	Driller	M. White
Location	Marquette, MI	Date Installed	09/26/06

Type of Well:
- x Water Table Observation
- ___ Piezometer
- ___ Other ___

A. Height of Well Casing above ground 2.0 ft.

B. Diameter of Well Casing 2.0 in.

C. Surface Seal Bottom -0.5 ft.

D. Well Casing: Flush Threaded PVC
- x Schedule 40
- ___ Schedule 80
- ___ Other ___

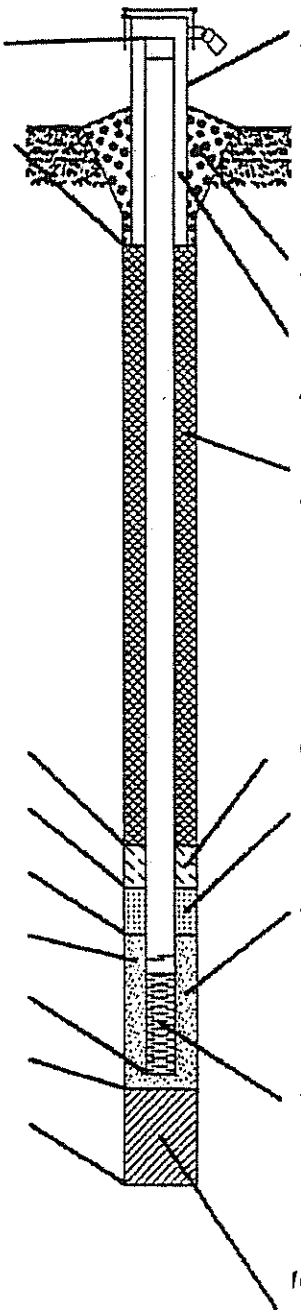

E. Bentonite Seal Top -0.5 ft.

F. Fine Sand Top 40.0 ft.

G. Filter Pack Top 41.0 ft.

H. Screen Joint Top 43.0 ft.

I. Well Bottom 53.0 ft.

J. Filter Pack Bottom 53.0 ft.

K. Borehole Bottom 53.0 ft.

1. Locking Cap? x Yes ___ No

2. Protective Cover:
- a. Inside diam. 4.0 in.
- b. Length 7.0 ft.
- c. Material
  - x Steel
  - ___ Other ___
- d. Bumper Post ___ ___ 3" ___ 4"

3. Surface Seal:
- x Bentonite
- ___ Concrete
- ___ Other ___

4. Material between Casing and Protop:
- ___ Bentonite
- x Other Sand

5. Annular Space Seal:
- x Granular Bentonite
- ___ Bentonite Slurry
- ___ Bentonite-Cement Grout
- ___ Other ___

How Installed:
- x Gravity
- ___ Tremie Pumped

6. Bentonite Seal:
- ___ Granules
- x Pellets

7. Type of Fine Sand: #40 Badger

8. Type of Filter Pack: #70 Badger

9. Screen Material: PVC
- Type: x Factory Cut
- ___ Continuous Slot
- Slot Size: 0.010 in.
- Length: 10.0 ft.

10. Backfill Material: (Below filter pack)
- x None
- ___ Other ___

Boart Longyear
101 Alderson Street
Schofield WI 54476
Phone (715) 359-7090
Fax (715) 355-5715

BOART LONGYEAR
WELL DEVELOPMENT REPORT

WELL NAME KMW-5a

WELL DIAMETER 2"

(MEASUREMENTS BELOW FROM TOP OF CASING)

TOTAL DEPTH 54.9'

DEPTH TO WATER BEFORE DEVELOPMENT 41.58'

DEPTH TO WATER AFTER DEVELOPMENT 50.5'

JOB NO# 34101340

LOCATION Marquette, MI

DATE 9/27/2006

DEVELOPED BY M. White

DESCRIPTION OF DEVELOPMENT METHOD

(Check One)

- ☐ SURGED W/BAILER & BAILED
- ☐ SURGED W/BAILER & PUMPED
- ☐ SURGED W/BLOCK & BAILED
- ☐ SURGED W/BLOCK & PUMPED
- ☒ OTHER Jack

CAN THIS WELL BE PURGED DRY? ☒ YES ☐ NO

VOLUME OF WATER IN FILTER PACK AND WELL CASING	Gallons
VOLUME OF WATER REMOVED FROM WELL	20 Gallons
CLARITY OF WATER BEFORE DEVELOPMENT	Dark Brown
CLARITY OF WATER AFTER DEVELOPMENT	Lighter Dark Brown
VOLUME OF WATER ADDED	None
SOURCE OF WATER ADDED	None
TIME SPENT FOR DEVELOPMENT 120 Minutes	START: 4:30 P.M. END: 6:00 P.M.

COMMENTS:
Development time also includes: Start: 9:15 A.M.; End: 9:45 A.M.

Boart-Longyear Environmental Drilling

FIELD BORING LOG

Sheet 1 of 1

Job No. 34101340

Boring No. KMW-6

FOR Foth & Van Dyke South Eagle

LOCATION Marquette, MI Elev.

GROUND WATER			
While drilling		Time after drilling	
Before casing removal		Depth to water	
After casing removal		Depth to cave-in	

Start 9-18-06
Unit 1411
Chief M. White

Sample No.	Moisture	Blows on Sampler 0/6 12/18	Blows on Sampler 6/12 18/24	Sample Recovery	Total Blows	VISUAL FIELD CLASSIFICATION AND REMARKS	Casing/Probe Weight Drop	Symbol	Unconfined Strength	Boulders	Blows on Casing Size	Blows on Probe Size	Drilling Method
						TOPSOIL							Sonic
						Silty, Rocky SAND							
						5	5						
						10	10						
						15	15						
						20	20						
						Hard ROCK							
						Soft ROCK							
						25	25						
						30	30						
						EOB 33.0'							
						Well Set 33.0'							

FIELD_BORING_LOG 34101340.GPJ BOART.GDT 11/15/06

BOART LONGYEAR
Well Construction Report

Job Name	South Eagle	Well Name	KMW-6
Job Number	34101340	Driller	M. White
Location	Marquette, MI	Date Installed	09/20/06

Type of Well:
- x Water Table Observation
- ___ Piezometer
- ___ Other ___

A. Height of Well Casing above ground 2.0 ft.

B. Diameter of Well Casing 2.0 in.

C. Surface Seal Bottom 0.0 ft.

D. Well Casing: Flush Threaded PVC
- x Schedule 40
- ___ Schedule 80
- ___ Other ___

E. Bentonite Seal Top 0.0 ft.

F. Fine Sand Top 20.0 ft.

G. Filter Pack Top 21.0 ft.

H. Screen Joint Top 23.0 ft.

I. Well Bottom 33.0 ft.

J. Filter Pack Bottom 33.0 ft.

K. Borehole Bottom 33.0 ft.

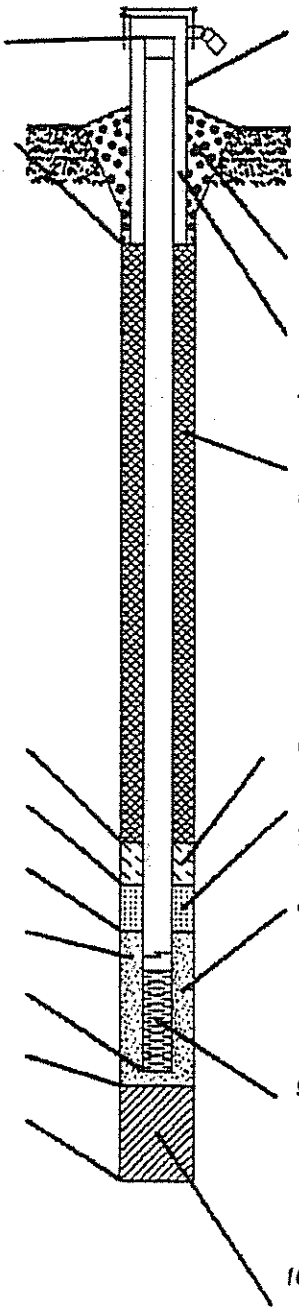

1. Locking Cap? x Yes ___ No

2. Protective Cover:
- a. Inside diam. 4.0 in.
- b. Length 7.0 ft.
- c. Material
  - x Steel
  - ___ Other ___
- d. Bumper Post ___ ___ 3" ___ 4"

3. Surface Seal:
- x Bentonite
- ___ Concrete
- ___ Other ___

4. Material between Casing and Protop:
- x Bentonite
- ___ Other ___

5. Annular Space Seal:
- x Granular Bentonite
- ___ Bentonite Slurry
- ___ Bentonite-Cement Grout
- ___ Other ___

How Installed:
- x Gravity
- ___ Tremie Pumped

6. Bentonite Seal:
- ___ Granules
- x Pellets

7. Type of Fine Sand: #70 Badger

8. Type of Filter Pack: #40 Badger

9. Screen Material: PVC
- Type: x Factory Cut
- ___ Continuous Slot
- Slot Size: 0.010 in.
- Length: 10.0 ft.

10. Backfill Material: (Below filter pack)
- x None
- ___ Other ___

Boart Longyear
101 Alderson Street
Schofield WI 54476
Phone (715) 359-7090
Fax (715) 355-5715

BOART LONGYEAR
WELL DEVELOPMENT REPORT

WELL NAME KMW-6

WELL DIAMETER 2"

(MEASUREMENTS BELOW FROM TOP OF CASING)

TOTAL DEPTH 48.2'

DEPTH TO WATER BEFORE DEVELOPMENT 41.57'

DEPTH TO WATER AFTER DEVELOPMENT _____'

JOB NO# 34101340

LOCATION Marquette, MI

DATE 10/4/2006

DEVELOPED BY M. White

DESCRIPTION OF DEVELOPMENT METHOD

(Check One)

- ☐ SURGED W/BAILER & BAILED
- ☐ SURGED W/BAILER & PUMPED
- ☐ SURGED W/BLOCK & BAILED
- ☐ SURGED W/BLOCK & PUMPED
- ☒ OTHER Whale

CAN THIS WELL BE PURGED DRY? ☐ YES ☒ NO

VOLUME OF WATER IN FILTER PACK AND WELL CASING	_____ Gallons
VOLUME OF WATER REMOVED FROM WELL	25 Gallons
CLARITY OF WATER BEFORE DEVELOPMENT	Brown
CLARITY OF WATER AFTER DEVELOPMENT	Clear
VOLUME OF WATER ADDED	None
SOURCE OF WATER ADDED	None
TIME SPENT FOR DEVELOPMENT 90 Minutes	START: 3:00 P.M. END: 4:30 P.M.

COMMENTS:

Boart-Longyear Environmental Drilling

FIELD BORING LOG

Sheet 1 of 1

Job No. 34101340

Boring No. KMW-6a

FOR Foth & Van Dyke South Eagle

LOCATION Marquette, MI Elev.

GROUND WATER				
While drilling		Time after drilling		Start 10-3-06
Before casing removal		Depth to water		Unit 1411
After casing removal		Depth to cave-in		Chief M. White

Sample No.	Moisture	Blows on Sampler 0/6 12/18	Blows on Sampler 6/12 18/24	Sample Recovery	Total Blows	VISUAL FIELD CLASSIFICATION AND REMARKS	Casing/Probe Weight Drop	Symbol	Unconfined Strength	Boulders	Blows on Casing Size	Blows on Probe Size	Drilling Method
						TOPSOIL							Sonic
						Sandy ROCKS							
						5		5					
						10		10					
						15		15					
						20		20					
						25		25					
						C SAND							
						30		30					
						35		35					
						40		40					
						45		45					
						EOB 46.0' Well Set 46.0'							

FIELD_BORING_LOG 34101340.GPJ BOART.GDT 11/15/06

BOART LONGYEAR
Well Construction Report

Job Name	South Eagle	Well Name	KMW-6a
Job Number	34101340	Driller	M. White
Location	Marquette, MI	Date Installed	10/03/06

Type of Well:
- x Water Table Observation
- ___ Piezometer
- ___ Other ___

A. Height of Well Casing above ground 2.0 ft.

B. Diameter of Well Casing 2.0 in.

C. Surface Seal Bottom 0.5 ft.

D. Well Casing: Flush Threaded PVC
- x Schedule 40
- ___ Schedule 80
- ___ Other ___

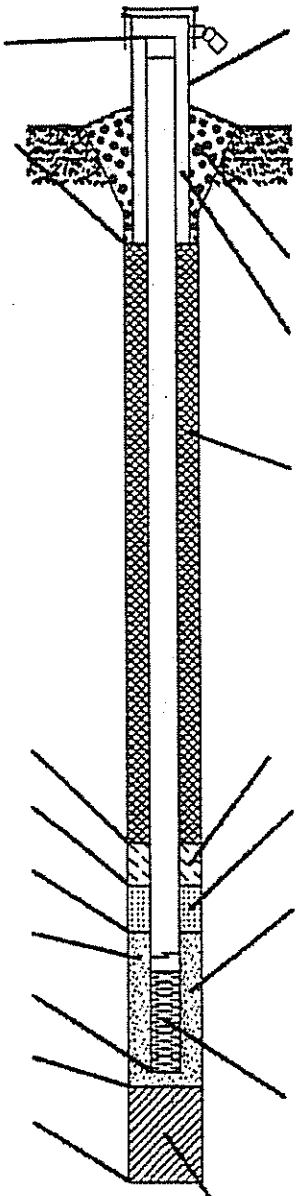

E. Bentonite Seal Top 0.5 ft.

F. Fine Sand Top 31.0 ft.

G. Filter Pack Top 33.0 ft.

H. Screen Joint Top 36.0 ft.

I. Well Bottom 46.0 ft.

J. Filter Pack Bottom 46.0 ft.

K. Borehole Bottom 46.0 ft.

1. Locking Cap? x Yes ___ No

2. Protective Cover:
- a. Inside diam. 4.0 in.
- b. Length 7.0 ft.
- c. Material
  - x Steel
  - ___ Other ___
- d. Bumper Post ___ ___ 3" ___ 4"

3. Surface Seal:
- x Bentonite
- ___ Concrete
- ___ Other ___

4. Material between Casing and Protop:
- ___ Bentonite
- x Other Sand

5. Annular Space Seal:
- x Granular Bentonite
- ___ Bentonite Slurry
- ___ Bentonite-Cement Grout
- ___ Other ___

How Installed:
- x Gravity
- ___ Tremie Pumped

6. Bentonite Seal:
- ___ Granules
- x Pellets

7. Type of Fine Sand: #70 Badger

8. Type of Filter Pack: #40 Badger

9. Screen Material: PVC
- Type: x Factory Cut
- ___ Continuous Slot
- Slot Size: 0.010 in.
- Length: 10.0 ft.

10. Backfill Material: (Below filter pack)
- x None
- ___ Other ___

Boart Longyear
101 Alderson Street
Schofield WI 54476
Phone (715) 359-7090
Fax (715) 355-5715

Boart-Longyear Environmental Drilling

FIELD BORING LOG

Sheet 1 of 1

Job No. 34101340

Boring No. KMW-7

FOR Foth & Van Dyke South Eagle

LOCATION Marquette, MI Elev.

GROUND WATER				
While drilling	25.0'	Time after drilling		Start 9-21-06
Before casing removal		Depth to water		Unit 1411
After casing removal		Depth to cave-in		Chief M. White

Sample No.	Moisture	Blows on Sampler 0/6 12/18	Blows on Sampler 6/12 18/24	Sample Recovery	Total Blows	VISUAL FIELD CLASSIFICATION AND REMARKS	Casing/Probe Weight Drop	Symbol	Unconfined Strength	Boulders	Blows on Casing Size	Blows on Probe Size	Drilling Method
						TOPSOIL							Sonic
						Sandy GRAVEL							
						5		5					
						10		10					
						15		15					
						20		20					
						25		25					
						30		30					
						EOB 30.0'							
						Well Set 30.0'							

FIELD_BORING_LOG 34101340.GPJ BOART.GDT 11/15/06

BOART LONGYEAR
Well Construction Report

Job Name	South Eagle	Well Name	KMW-7
Job Number	34101340	Driller	M. White
Location	Marquette, MI	Date Installed	09/21/06

Type of Well:
- x Water Table Observation
- ___ Piezometer
- ___ Other ___

A. Height of Well Casing above ground 2.0 ft.

B. Diameter of Well Casing 2.0 in.

C. Surface Seal Bottom 0.0 ft.

D. Well Casing: Flush Threaded PVC
- x Schedule 40
- ___ Schedule 80
- ___ Other ___

E. Bentonite Seal Top 0.0 ft.

F. Fine Sand Top 17.0 ft.

G. Filter Pack Top 18.0 ft.

H. Screen Joint Top 20.0 ft.

I. Well Bottom 30.0 ft.

J. Filter Pack Bottom 30.0 ft.

K. Borehole Bottom 30.0 ft.

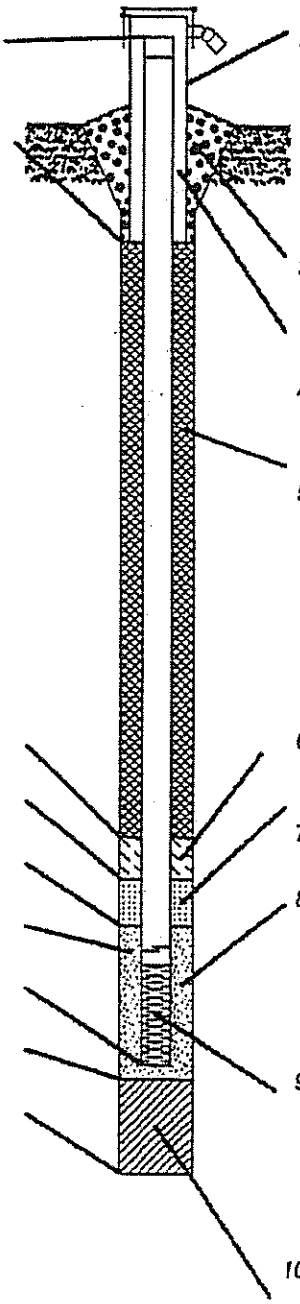

1. Locking Cap? x Yes ___ No

2. Protective Cover:
- a. Inside diam. 4.0 in.
- b. Length 7.0 ft.
- c. Material
  - x Steel
  - ___ Other ___
- d. Bumper Post ___ 3" ___ 4"

3. Surface Seal:
- x Bentonite
- ___ Concrete
- ___ Other ___

4. Material between Casing and Protop:
- ___ Bentonite
- x Other Sand

5. Annular Space Seal:
- x Granular Bentonite
- ___ Bentonite Slurry
- ___ Bentonite-Cement Grout
- ___ Other ___

How Installed:
- x Gravity
- ___ Tremie Pumped

6. Bentonite Seal:
- ___ Granules
- x Pellets

7. Type of Fine Sand: #70 Badger

8. Type of Filter Pack: #40 Badger

9. Screen Material: PVC
- Type: x Factory Cut
- ___ Continuous Slot
- Slot Size: 0.010 in.
- Length: 10.0 ft.

10. Backfill Material: (Below filter pack)
- x None
- ___ Other ___

Boart Longyear
101 Alderson Street
Schofield WI 54476
Phone (715) 359-7090
Fax (715) 355-5715

BOART LONGYEAR
WELL DEVELOPMENT REPORT

WELL NAME KMW-7

WELL DIAMETER 2"

(MEASUREMENTS BELOW FROM TOP OF CASING)

TOTAL DEPTH 32'

DEPTH TO WATER BEFORE DEVELOPMENT 24.9'

DEPTH TO WATER AFTER DEVELOPMENT _____'

JOB NO# 34101340

LOCATION Marquette, MI

DATE 9/29/2006

DEVELOPED BY M. White

DESCRIPTION OF DEVELOPMENT METHOD

(Check One)

- ☐ SURGED W/BAILER & BAILED
- ☐ SURGED W/BAILER & PUMPED
- ☐ SURGED W/BLOCK & BAILED
- ☐ SURGED W/BLOCK & PUMPED
- ☒ OTHER Jack

CAN THIS WELL BE PURGED DRY? ☐ YES ☒ NO

VOLUME OF WATER IN FILTER PACK AND WELL CASING	_____ Gallons
VOLUME OF WATER REMOVED FROM WELL	45 Gallons
CLARITY OF WATER BEFORE DEVELOPMENT	Brown
CLARITY OF WATER AFTER DEVELOPMENT	Cloudy, Clear
VOLUME OF WATER ADDED	None
SOURCE OF WATER ADDED	None
TIME SPENT FOR DEVELOPMENT 90 Minutes	START: 12:30 P.M. END: 2:00 P.M.

COMMENTS:

Boart-Longyear Environmental Drilling

FIELD BORING LOG

Sheet 1 of 1

Job No. 34101340

Boring No. KMW-9

FOR Foth & Van Dyke South Eagle

LOCATION Marquette, MI Elev.

GROUND WATER				
While drilling	25.0'	Time after drilling		
Before casing removal		Depth to water		
After casing removal		Depth to cave-in		

Start 9-21-06
Unit 1411
Chief M. White

Sample No.	Moisture	Blows on Sampler 0/6 12/18	Blows on Sampler 6/12 18/24	Sample Recovery	Total Blows	VISUAL FIELD CLASSIFICATION AND REMARKS	Casing/Probe Weight Drop	Symbol	Unconfined Strength	Boulders	Blows on Casing Size	Blows on Probe Size	Drilling Method
						TOPSOIL							Sonic
						Sandy GRAVEL							
						5		5					
						10		10					
						15		15					
						20		20					
						25		25					
						30		30					
						EOB 32.0'							
						Well Set 32.0'							

FIELD_BORING_LOG 34101340.GPJ BOART.GDT 11/15/06

BOART LONGYEAR
Well Construction Report

Job Name	South Eagle	Well Name	KMW-9
Job Number	34101340	Driller	M. White
Location	Marquette, MI	Date Installed	09/21/06

Type of Well:
- x Water Table Observation
- ___ Piezometer
- ___ Other ___

A. Height of Well Casing above ground 2.0 ft.

B. Diameter of Well Casing 2.0 in.

C. Surface Seal Bottom 0.0 ft.

D. Well Casing: Flush Threaded PVC
- x Schedule 40
- ___ Schedule 80
- ___ Other ___

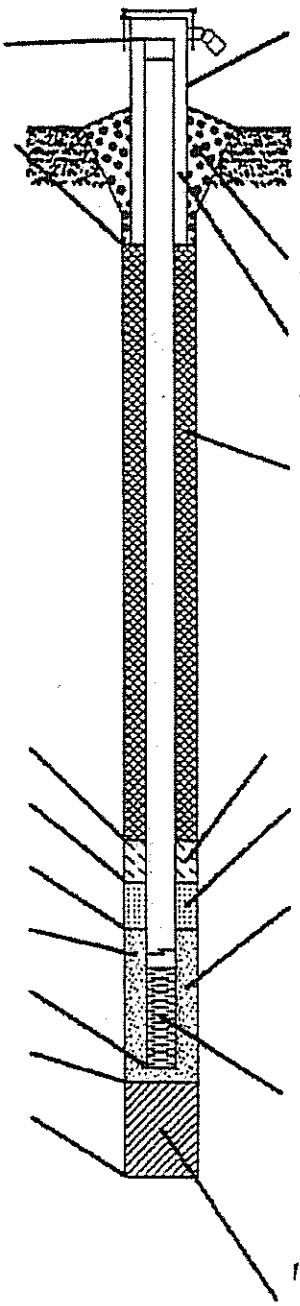

E. Bentonite Seal Top 0.0 ft.

F. Fine Sand Top 19.0 ft.

G. Filter Pack Top 20.0 ft.

H. Screen Joint Top 22.0 ft.

I. Well Bottom 32.0 ft.

J. Filter Pack Bottom 32.0 ft.

K. Borehole Bottom 32.0 ft.

1. Locking Cap? x Yes ___ No

2. Protective Cover:
- a. Inside diam. 4.0 in.
- b. Length 7.0 ft.
- c. Material
  - x Steel
  - ___ Other ___
- d. Bumper Post ___ ___ 3" ___ 4"

3. Surface Seal:
- x Bentonite
- ___ Concrete
- ___ Other ___

4. Material between Casing and Protop:
- ___ Bentonite
- x Other Sand

5. Annular Space Seal:
- x Granular Bentonite
- ___ Bentonite Slurry
- ___ Bentonite-Cement Grout
- ___ Other ___

How Installed:
- x Gravity
- ___ Tremie Pumped

6. Bentonite Seal:
- ___ Granules
- x Pellets

7. Type of Fine Sand: #70 Badger

8. Type of Filter Pack: #40 Badger

9. Screen Material: PVC
- Type: x Factory Cut
- ___ Continuous Slot
- Slot Size: 0.010 in.
- Length: 10.0 ft.

10. Backfill Material: (Below filter pack)
- x None
- ___ Other ___

Boart Longyear
101 Alderson Street
Schofield WI 54476
Phone (715) 359-7090
Fax (715) 355-5715

BOART LONGYEAR
WELL DEVELOPMENT REPORT

WELL NAME KMW-9

WELL DIAMETER 2"

(MEASUREMENTS BELOW FROM TOP OF CASING)

TOTAL DEPTH 34'

DEPTH TO WATER BEFORE DEVELOPMENT 24.8'

DEPTH TO WATER AFTER DEVELOPMENT 25.3'

JOB NO# 34101340

LOCATION Marquette, MI

DATE 9/29/2006

DEVELOPED BY M. White

DESCRIPTION OF DEVELOPMENT METHOD

(Check One)

- ☐ SURGED W/BAILER & BAILED
- ☐ SURGED W/BAILER & PUMPED
- ☐ SURGED W/BLOCK & BAILED
- ☐ SURGED W/BLOCK & PUMPED
- ☒ OTHER Jack

CAN THIS WELL BE PURGED DRY? ☐ YES ☒ NO

VOLUME OF WATER IN FILTER PACK AND WELL CASING	Gallons
VOLUME OF WATER REMOVED FROM WELL	50 Gallons
CLARITY OF WATER BEFORE DEVELOPMENT	Brown
CLARITY OF WATER AFTER DEVELOPMENT	Cloudy, Clear
VOLUME OF WATER ADDED	None
SOURCE OF WATER ADDED	None
TIME SPENT FOR DEVELOPMENT 145 Minutes	START: 9:45 A.M. END: 12:00 P.M.

COMMENTS:

Boart-Longyear Environmental Drilling

FIELD BORING LOG

Job No. 34101340

Boring No. KMW-9P

FOR Foth & Van Dyke South Eagle

LOCATION Marquette, MI Elev.

GROUND WATER				
While drilling	25.0'	Time after drilling		Start 9-21-06
Before casing removal		Depth to water		Unit 1411
After casing removal		Depth to cave-in		Chief M. White

Sample No.	Moisture	Blows on Sampler 0/6 12/18	Blows on Sampler 6/12 18/24	Sample Recovery	Total Blows	VISUAL FIELD CLASSIFICATION AND REMARKS	Casing/Probe Weight Drop	Symbol	Unconfined Strength	Boulders	Blows on Casing Size	Blows on Probe Size	Drilling Method
						TOPSOIL							Sonic
						Sandy GRAVEL							
						5		5					
						10		10					
						15		15					
						20		20					
						25		25					
						30		30					
						35		35					
						40		40					
						45		45					
						50		50					

Boart-Longyear Environmental Drilling

FIELD BORING LOG

Job No. 34101340

Boring No. KMW-9P

FOR Foth & Van Dyke South Eagle

LOCATION Marquette, MI Elev.

GROUND WATER				
While drilling	25.0'	Time after drilling		Start 9-21-06
Before casing removal		Depth to water		Unit 1411
After casing removal		Depth to cave-in		Chief M. White

Sample No.	Moisture	Blows on Sampler 0/6 12/18	Blows on Sampler 6/12 18/24	Sample Recovery	Total Blows	VISUAL FIELD CLASSIFICATION AND REMARKS	Casing/Probe Weight Drop	Symbol	Unconfined Strength	Boulders	Blows on Casing Size	Blows on Probe Size	Drilling Method
						55	55						
						EOB 57.0' Well Set 57.0'							

BOART LONGYEAR
Well Construction Report

Job Name	South Eagle	Well Name	KMW-9P
Job Number	34101340	Driller	M. White
Location	Marquette, MI	Date Installed	09/21/06

Type of Well:
- ___ Water Table Observation
- x Piezometer
- ___ Other _____

A. Height of Well Casing above ground 2.0 ft.

B. Diameter of Well Casing 2.0 in.

C. Surface Seal Bottom 0.0 ft.

D. Well Casing: Flush Threaded PVC
- x Schedule 40
- ___ Schedule 80
- ___ Other _____

E. Bentonite Seal Top 0.0 ft.

F. Fine Sand Top 49.0 ft.

G. Filter Pack Top 50.0 ft.

H. Screen Joint Top 52.0 ft.

I. Well Bottom 57.0 ft.

J. Filter Pack Bottom 57.0 ft.

K. Borehole Bottom 57.0 ft.

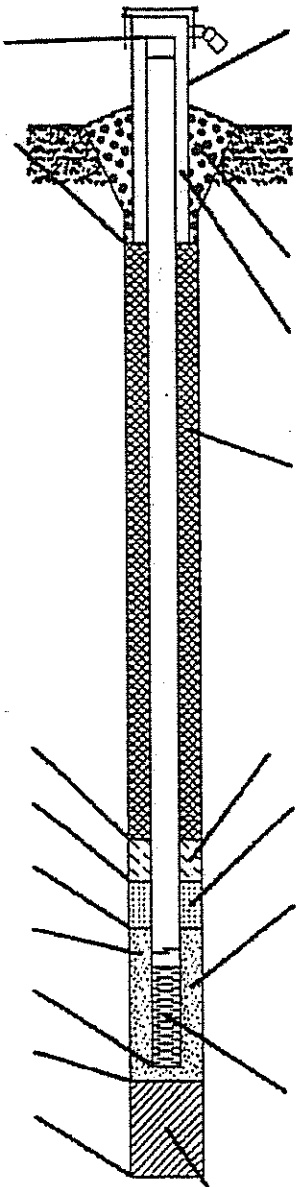

1. Locking Cap? x Yes ___ No

2. Protective Cover:
- a. Inside diam. 4.0 in.
- b. Length 7.0 ft.
- c. Material
  - x Steel
  - ___ Other _____
- d. Bumper Post _____
  - ___ 3" ___ 4"

3. Surface Seal:
- x Bentonite
- ___ Concrete
- ___ Other _____

4. Material between Casing and Protop:
- ___ Bentonite
- x Other Sand

5. Annular Space Seal:
- x Granular Bentonite
- ___ Bentonite Slurry
- ___ Bentonite-Cement Grout
- ___ Other _____

How Installed:
- x Gravity
- ___ Tremie Pumped

6. Bentonite Seal:
- ___ Granules
- x Pellets

7. Type of Fine Sand: #70 Badger

8. Type of Filter Pack: #40 Badger

9. Screen Material: PVC
- Type: x Factory Cut
- ___ Continuous Slot
- Slot Size: 0.010 in.
- Length: 5.0 ft.

10. Backfill Material: (Below filter pack)
- x None
- ___ Other _____

Boart Longyear
101 Alderson Street
Schofield WI 54476
Phone (715) 359-7090
Fax (715) 355-5715

BOART LONGYEAR
WELL DEVELOPMENT REPORT

WELL NAME KMW-9P

WELL DIAMETER 2"

(MEASUREMENTS BELOW FROM TOP OF CASING)

TOTAL DEPTH 59.1'

DEPTH TO WATER BEFORE DEVELOPMENT 24.7'

DEPTH TO WATER AFTER DEVELOPMENT 25.4'

JOB NO# 34101340

LOCATION Marquette, MI

DATE 9/29/2006

DEVELOPED BY M. White

DESCRIPTION OF DEVELOPMENT METHOD

(Check One)

- ☐ SURGED W/BAILER & BAILED
- ☐ SURGED W/BAILER & PUMPED
- ☐ SURGED W/BLOCK & BAILED
- ☐ SURGED W/BLOCK & PUMPED
- ☒ OTHER Jack

CAN THIS WELL BE PURGED DRY? ☐ YES ☒ NO

VOLUME OF WATER IN FILTER PACK AND WELL CASING	Gallons
VOLUME OF WATER REMOVED FROM WELL	85 Gallons
CLARITY OF WATER BEFORE DEVELOPMENT	Brown
CLARITY OF WATER AFTER DEVELOPMENT	Cloudy, Clear
VOLUME OF WATER ADDED	None
SOURCE OF WATER ADDED	None
TIME SPENT FOR DEVELOPMENT 145 Minutes	START: 9:45 A.M. END: 12:00 P.M.

COMMENTS:

Boart-Longyear Environmental Drilling

FIELD BORING LOG

Sheet 1 of 1

Job No. 34101340

Boring No. KMW-10

FOR Foth & Van Dyke South Eagle

LOCATION Marquette, MI Elev.

GROUND WATER				
While drilling	7.0'	Time after drilling		Start 9-26-06
Before casing removal		Depth to water		Unit 1411
After casing removal		Depth to cave-in		Chief M. White

Sample No.	Moisture	Blows on Sampler 0/6 12/18	Blows on Sampler 6/12 18/24	Sample Recovery	Total Blows	VISUAL FIELD CLASSIFICATION AND REMARKS	Casing/Probe Weight Drop	Symbol	Unconfined Strength	Boulders	Blows on Casing Size	Blows on Probe Size	Drilling Method
						TOPSOIL							Sonic
						Silty SAND w/Rock & Gravel							
						5	5						
						10	10						
						EOB 14.0'							
						Well Set 14.0'							

BOART LONGYEAR
Well Construction Report

Job Name	South Eagle	Well Name	KMW-10
Job Number	34101340	Driller	M. White
Location	Marquette, MI	Date Installed	09/26/06

Type of Well:
- x Water Table Observation
- ___ Piezometer
- ___ Other ___

A. Height of Well Casing above ground 2.0 ft.

B. Diameter of Well Casing 2.0 in.

C. Surface Seal Bottom 0.5 ft.

D. Well Casing: Flush Threaded PVC
- x Schedule 40
- ___ Schedule 80
- ___ Other ___

E. Bentonite Seal Top 0.5 ft.

F. Fine Sand Top 2.5 ft.

G. Filter Pack Top 3.0 ft.

H. Screen Joint Top 4.0 ft.

I. Well Bottom 14.0 ft.

J. Filter Pack Bottom 14.0 ft.

K. Borehole Bottom 14.0 ft.

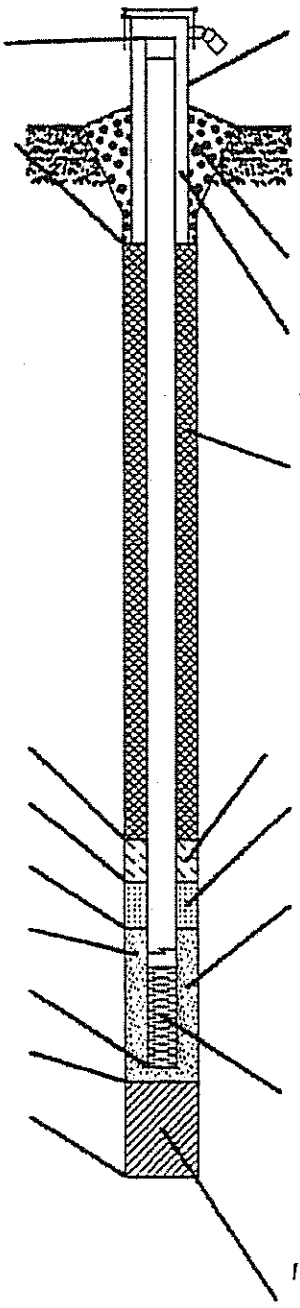

1. Locking Cap? x Yes ___ No

2. Protective Cover:
- a. Inside diam. 4.0 in.
- b. Length 7.0 ft.
- c. Material
  - x Steel
  - ___ Other ___
- d. Bumper Post ___ ___ 3" ___ 4"

3. Surface Seal:
- x Bentonite
- ___ Concrete
- ___ Other ___

4. Material between Casing and Protop:
- ___ Bentonite
- x Other Sand

5. Annular Space Seal:
- x Granular Bentonite
- ___ Bentonite Slurry
- ___ Bentonite-Cement Grout
- ___ Other ___

How Installed:
- x Gravity
- ___ Tremie Pumped

6. Bentonite Seal:
- ___ Granules
- x Pellets

7. Type of Fine Sand: #70 Badger

8. Type of Filter Pack: #40 Badger

9. Screen Material: PVC
- Type: x Factory Cut
- ___ Continuous Slot
- Slot Size: 0.010 in.
- Length: 10.0 ft.

10. Backfill Material: (Below filter pack)
- x None
- ___ Other ___

Boart Longyear
101 Alderson Street
Schofield WI 54476
Phone (715) 359-7090
Fax (715) 355-5715

Boart-Longyear Environmental Drilling

FIELD BORING LOG

Sheet 1 of 1

Job No. 34101340

Boring No. KSB-5

FOR Foth & Van Dyke South Eagle

LOCATION Marquette, MI Elev.

GROUND WATER				
While drilling	7.0'	Time after drilling		Start 9-18-06
Before casing removal		Depth to water		Unit 1411
After casing removal		Depth to cave-in		Chief M. White

Casing/Probe
Weight
Drop

Sample No.	Moisture	Blows on Sampler 0/6 12/18	Blows on Sampler 6/12 18/24	Sample Recovery	Total Blows	VISUAL FIELD CLASSIFICATION AND REMARKS	Symbol	Unconfined Strength	Boulders	Blows on Casing Size	Blows on Probe Size	Drilling Method
						TOPSOIL						Sonic
						Silty SAND w/Sm Rocks						
						5	5					
						10	10					
						15	15					
						20	20					
						EOB 20.0' Backfill w/Bentonite Chips						

BOART LONGYEAR
Well/Boring Abandonment Form

Client	Foth & Van Dyke
Location	Marquette, MI
Job Name	South Eagle
Job Number	34101340
Well/Boring Number	KSB-5
Date of Abandonment	09/18/06
Reason for Abandonment	Test Boring
Abandonment Done By	M. White

Hole Type:	☐ *Monitoring Well*	☒ *Drillhole*	☐ *Pumping Well*
Construction Type:	☒ *Drilled*	☐ *Driven*	☐ *Other* _____
Formation Type:	☒ *Unconsolidated*	☐ *Bedrock*	
Sealing Method:	☒ *Gravity*	☐ *Pumped*	☐ *Other* _____
Sealing Materials:	☒ *Bentonite Chips*	☐ *Bentonite Grout*	☐ *Other* _____

Sealing Material	From (ft)	To (ft)	Quantity	Gallon(s) Bag(s)
Bentonite Chips	*Surface*	20	5.00	Bag(s)

Well Information ONLY

All measurements are from top of casing

			Yes	*No*
Total Well Depth	*Ft.*	Screen Removed		
Casing Diameter	*In.*	Overdrilled		
Casing Depth	*Ft.*	Casing Left in Place		
Depth to Water	*Ft.*	Casing Cut Below Surface		

Comments: _____

Boart-Longyear Environmental Drilling

FIELD BORING LOG

Sheet 1 of 1

Job No. 34101340

Boring No. KSB-6

FOR Foth & Van Dyke South Eagle

LOCATION Marquette, MI Elev.

GROUND WATER				
While drilling	7.0'	Time after drilling		Start 9-18-06
Before casing removal		Depth to water		Unit 1411
After casing removal		Depth to cave-in		Chief M. White

Casing/Probe
Weight
Drop

Sample No.	Moisture	Blows on Sampler 0/6 12/18	Blows on Sampler 6/12 18/24	Sample Recovery	Total Blows	VISUAL FIELD CLASSIFICATION AND REMARKS	Symbol	Unconfined Strength	Boulders	Blows on Casing Size	Blows on Probe Size	Drilling Method
						TOPSOIL						Sonic
						Silty SAND w/Sm Rocks						
						5	5					
						10	10					
						15	15					
						20	20					
						EOB 20.0'						
						Backfill w/Bentonite Chips						

FIELD_BORING_LOG 34101340.GPJ BOART.GDT 11/15/06

BOART LONGYEAR
Well/Boring Abandonment Form

Client	Foth & Van Dyke
Location	Marquette, MI
Job Name	South Eagle
Job Number	34101340
Well/Boring Number	KSB-6
Date of Abandonment	09/18/06
Reason for Abandonment	Test Boring
Abandonment Done By	M. White

Hole Type:	☐ *Monitoring Well*	☒ *Drillhole*	☐ *Pumping Well*
Construction Type:	☒ *Drilled*	☐ *Driven*	☐ *Other* _____
Formation Type:	☒ *Unconsolidated*	☐ *Bedrock*	
Sealing Method:	☒ *Gravity*	☐ *Pumped*	☐ *Other* _____
Sealing Materials:	☒ *Bentonite Chips*	☐ *Bentonite Grout*	☐ *Other* _____

Sealing Material	From (ft)	To (ft)	Quantity	Gallon(s) Bag(s)
Bentonite Chips	*Surface*	20	5.00	Bag(s)

Well Information ONLY

All measurements are from top of casing

			Yes	*No*
Total Well Depth	*Ft.*	Screen Removed		
Casing Diameter	*In.*	Overdrilled		
Casing Depth	*Ft.*	Casing Left in Place		
Depth to Water	*Ft.*	Casing Cut Below Surface		

Comments: _____

Boart-Longyear Environmental Drilling

FIELD BORING LOG

Sheet 1 of 1

Job No. 34101340

Boring No. KSB-7

FOR Foth & Van Dyke South Eagle

LOCATION Marquette, MI Elev.

GROUND WATER				
While drilling	8.0'	Time after drilling		
Before casing removal		Depth to water		
After casing removal		Depth to cave-in		

Start 9-19-06

Unit 1411

Chief M. White

Sample No.	Moisture	Blows on Sampler 0/6 12/18	Blows on Sampler 6/12 18/24	Sample Recovery	Total Blows	VISUAL FIELD CLASSIFICATION AND REMARKS	Casing/Probe Weight Drop	Symbol	Unconfined Strength	Boulders	Blows on Casing Size	Blows on Probe Size	Drilling Method
						TOPSOIL							Sonic
						Silty, Gravelly SAND							
						5	5						
						10	10						
						15	15						
						20	20						
						EOB 20.0' Backfill w/Bentonite Chips							

BOART LONGYEAR
Well/Boring Abandonment Form

Client	Foth & Van Dyke
Location	Marquette, MI
Job Name	South Eagle
Job Number	34101340
Well/Boring Number	KSB-7
Date of Abandonment	09/19/06
Reason for Abandonment	Test Boring
Abandonment Done By	M. White

Hole Type:	☐ *Monitoring Well*	☒ *Drillhole*	☐ *Pumping Well*
Construction Type:	☒ *Drilled*	☐ *Driven*	☐ *Other* _____
Formation Type:	☒ *Unconsolidated*	☐ *Bedrock*	
Sealing Method:	☒ *Gravity*	☐ *Pumped*	☐ *Other* _____
Sealing Materials:	☒ *Bentonite Chips*	☐ *Bentonite Grout*	☐ *Other* _____

Sealing Material	From (ft)	To (ft)	Quantity	Gallon(s) Bag(s)
Bentonite Chips	*Surface*	20	5.00	Bag(s)

Well Information ONLY

All measurements are from top of casing

			Yes	*No*
Total Well Depth	*Ft.*	Screen Removed		
Casing Diameter	*In.*	Overdrilled		
Casing Depth	*Ft.*	Casing Left in Place		
Depth to Water	*Ft.*	Casing Cut Below Surface		

Comments: _____

Boart-Longyear Environmental Drilling

FIELD BORING LOG

Sheet 1 of 1

Job No. 34101340

Boring No. KSB-12

FOR Foth & Van Dyke South Eagle

LOCATION Marquette, MI Elev.

GROUND WATER				
While drilling		Time after drilling		Start 9-19-06
Before casing removal		Depth to water		Unit 1411
After casing removal		Depth to cave-in		Chief M. White

Casing/Probe
Weight
Drop

Sample No.	Moisture	Blows on Sampler 0/6 12/18	Blows on Sampler 6/12 18/24	Sample Recovery	Total Blows	VISUAL FIELD CLASSIFICATION AND REMARKS	Symbol	Unconfined Strength	Boulders	Blows on Casing Size	Blows on Probe Size	Drilling Method
						TOPSOIL						Sonic
						Silty, Rocky SAND						
						5						
						10						
						15						
						20						
						25						
						30						
						EOB 30.0' Backfill w/Bentonite Chips						

BOART LONGYEAR
Well/Boring Abandonment Form

Client	Foth & Van Dyke
Location	Marquette, MI
Job Name	South Eagle
Job Number	34101340
Well/Boring Number	KSB-12
Date of Abandonment	09/19/06
Reason for Abandonment	Test Boring
Abandonment Done By	M. White

Hole Type:	☐ *Monitoring Well*	☒ *Drillhole*	☐ *Pumping Well*
Construction Type:	☒ *Drilled*	☐ *Driven*	☐ *Other* _____
Formation Type:	☒ *Unconsolidated*	☐ *Bedrock*	
Sealing Method:	☒ *Gravity*	☐ *Pumped*	☐ *Other* _____
Sealing Materials:	☒ *Bentonite Chips*	☐ *Bentonite Grout*	☐ *Other* _____

Sealing Material	From (ft)	To (ft)	Quantity	Gallon(s) Bag(s)
Bentonite Chips	*Surface*	30	8.00	Bag(s)

Well Information ONLY

All measurements are from top of casing

			Yes	*No*
Total Well Depth	*Ft.*	Screen Removed		
Casing Diameter	*In.*	Overdrilled		
Casing Depth	*Ft.*	Casing Left in Place		
Depth to Water	*Ft.*	Casing Cut Below Surface		

Comments: _____

Boart-Longyear Environmental Drilling

FIELD BORING LOG

Sheet 1 of 1

Job No. 34101340

Boring No. KSB-13

FOR Foth & Van Dyke South Eagle

LOCATION Marquette, MI Elev.

GROUND WATER				
While drilling		Time after drilling		Start 9-22-06
Before casing removal		Depth to water		Unit 1411
After casing removal		Depth to cave-in		Chief M. White

Sample No.	Moisture	Blows on Sampler 0/6 12/18	Blows on Sampler 6/12 18/24	Sample Recovery	Total Blows	VISUAL FIELD CLASSIFICATION AND REMARKS	Casing/Probe Weight Drop	Symbol	Unconfined Strength	Boulders	Blows on Casing Size	Blows on Probe Size	Drilling Method
						TOPSOIL							Sonic
						Rocky GRAVEL							
						5		5					
						10		10					
						15		15					
						20		20					
						EOB 20.0' Backfill w/Bentonite Chips							

FIELD_BORING_LOG 34101340.GPJ BOART.GDT 11/15/06

BOART LONGYEAR
Well/Boring Abandonment Form

Client	Foth & Van Dyke
Location	Marquette, MI
Job Name	South Eagle
Job Number	34101340
Well/Boring Number	KSB-13
Date of Abandonment	09/22/06
Reason for Abandonment	Test Boring
Abandonment Done By	M. White

Hole Type:	☐ *Monitoring Well*	☒ *Drillhole*	☐ *Pumping Well*
Construction Type:	☒ *Drilled*	☐ *Driven*	☐ *Other* _____
Formation Type:	☒ *Unconsolidated*	☐ *Bedrock*	
Sealing Method:	☒ *Gravity*	☐ *Pumped*	☐ *Other* _____
Sealing Materials:	☒ *Bentonite Chips*	☐ *Bentonite Grout*	☐ *Other* _____

Sealing Material	From (ft)	To (ft)	Quantity	Gallon(s) Bag(s)
Bentonite Chips	*Surface*	20	5.00	Bag(s)

Well Information ONLY

All measurements are from top of casing

			Yes	*No*
Total Well Depth	*Ft.*	Screen Removed		
Casing Diameter	*In.*	Overdrilled		
Casing Depth	*Ft.*	Casing Left in Place		
Depth to Water	*Ft.*	Casing Cut Below Surface		

Comments: _____

Boart-Longyear Environmental Drilling

FIELD BORING LOG

Sheet 1 of 1

Job No. 34101340

Boring No. KSB-15

FOR Foth & Van Dyke South Eagle

LOCATION Marquette, MI Elev.

GROUND WATER				
While drilling	7.0'	Time after drilling		Start 9-26-06
Before casing removal		Depth to water		Unit 1411
After casing removal		Depth to cave-in		Chief M. White

Sample No.	Moisture	Blows on Sampler 0/6 12/18	Blows on Sampler 6/12 18/24	Sample Recovery	Total Blows	VISUAL FIELD CLASSIFICATION AND REMARKS	Casing/Probe Weight Drop	Symbol	Unconfined Strength	Boulders	Blows on Casing Size	Blows on Probe Size	Drilling Method
						TOPSOIL							Sonic
						Sandy, Silty GRAVEL							
						5	5						
						10	10						
						15	15						
						EOB 15.0' Backfill w/Bentonite Chips							

BOART LONGYEAR
Well/Boring Abandonment Form

Client	Foth & Van Dyke
Location	Marquette, MI
Job Name	South Eagle
Job Number	34101340
Well/Boring Number	KSB-15
Date of Abandonment	09/26/06
Reason for Abandonment	Test Boring
Abandonment Done By	M. White

Hole Type:	☐ *Monitoring Well*	☒ *Drillhole*	☐ *Pumping Well*
Construction Type:	☒ *Drilled*	☐ *Driven*	☐ *Other* _____
Formation Type:	☒ *Unconsolidated*	☐ *Bedrock*	
Sealing Method:	☒ *Gravity*	☐ *Pumped*	☐ *Other* _____
Sealing Materials:	☒ *Bentonite Chips*	☐ *Bentonite Grout*	☐ *Other* _____

Sealing Material	From (ft)	To (ft)	Quantity	Gallon(s) Bag(s)
Bentonite Chips	*Surface*	15	5.00	Bag(s)

Well Information ONLY

All measurements are from top of casing

			Yes	*No*
Total Well Depth	*Ft.*	Screen Removed		
Casing Diameter	*In.*	Overdrilled		
Casing Depth	*Ft.*	Casing Left in Place		
Depth to Water	*Ft.*	Casing Cut Below Surface		

Comments: _____

Boart-Longyear Environmental Drilling

FIELD BORING LOG

Sheet 1 of 1

Job No. 34101340

Boring No. KSB-16

FOR Foth & Van Dyke South Eagle

LOCATION Marquette, MI Elev.

GROUND WATER: While drilling ____ Time after drilling ____ Start 10-3-06

Before casing removal ____ Depth to water ____ Unit 1411

After casing removal ____ Depth to cave-in ____ Chief M. White

Sample No.	Moisture	Blows on Sampler 0/6 12/18	Blows on Sampler 6/12 18/24	Sample Recovery	Total Blows	VISUAL FIELD CLASSIFICATION AND REMARKS (Casing/Probe ____ Weight ____ Drop ____)	Symbol	Unconfined Strength	Boulders	Blows on Casing Size	Blows on Probe Size	Drilling Method
						TOPSOIL						Sonic
						Silty, Sandy ROCKS						
						5	5					
						EOB 9.0'						
						Backfill w/Bentonite Chips						

FIELD_BORING_LOG 34101340.GPJ BOART.GDT 11/15/06

BOART LONGYEAR
Well/Boring Abandonment Form

Client	Foth & Van Dyke
Location	Marquette, MI
Job Name	South Eagle
Job Number	34101340
Well/Boring Number	KSB-16
Date of Abandonment	10/03/06
Reason for Abandonment	Test Boring
Abandonment Done By	M. White

Hole Type:	☐ *Monitoring Well*	☒ *Drillhole*	☐ *Pumping Well*
Construction Type:	☒ *Drilled*	☐ *Driven*	☐ *Other* _____
Formation Type:	☒ *Unconsolidated*	☐ *Bedrock*	
Sealing Method:	☒ *Gravity*	☐ *Pumped*	☐ *Other* _____
Sealing Materials:	☒ *Bentonite Chips*	☐ *Bentonite Grout*	☐ *Other* _____

Sealing Material	From (ft)	To (ft)	Quantity	Gallon(s) Bag(s)
Bentonite Chips	*Surface*	9	1.00	Bag(s)

Well Information ONLY

All measurements are from top of casing

			Yes	*No*
Total Well Depth	*Ft.*	Screen Removed		
Casing Diameter	*In.*	Overdrilled		
Casing Depth	*Ft.*	Casing Left in Place		
Depth to Water	*Ft.*	Casing Cut Below Surface		

Comments: _____

Boart-Longyear Environmental Drilling

FIELD BORING LOG

Sheet 1 of 1

Job No. 34101340

Boring No. KSB-18

FOR Foth & Van Dyke South Eagle

LOCATION Marquette, MI Elev.

GROUND WATER				
While drilling	8.0'	Time after drilling		Start 10-2-06
Before casing removal		Depth to water		Unit 1411
After casing removal		Depth to cave-in		Chief M. White

Sample No.	Moisture	Blows on Sampler 0/6 12/18	Blows on Sampler 6/12 18/24	Sample Recovery	Total Blows	VISUAL FIELD CLASSIFICATION AND REMARKS	Casing/Probe Weight Drop	Symbol	Unconfined Strength	Boulders	Blows on Casing Size	Blows on Probe Size	Drilling Method
						TOPSOIL							Sonic
						Sandy GRAVEL							
						5	5						
						10	10						
						15 PEAT	15						
						20	20						
						25 SAND	25						
						EOB 29.0' Backfill w/Bentonite Chips							

BOART LONGYEAR
Well/Boring Abandonment Form

Client	Foth & Van Dyke
Location	Marquette, MI
Job Name	South Eagle
Job Number	34101340
Well/Boring Number	KSB-18
Date of Abandonment	10/02/06
Reason for Abandonment	Test Boring
Abandonment Done By	M. White

Hole Type:	☐ *Monitoring Well*	☒ *Drillhole*	☐ *Pumping Well*
Construction Type:	☒ *Drilled*	☐ *Driven*	☐ *Other* _____
Formation Type:	☒ *Unconsolidated*	☐ *Bedrock*	
Sealing Method:	☒ *Gravity*	☐ *Pumped*	☐ *Other* _____
Sealing Materials:	☒ *Bentonite Chips*	☐ *Bentonite Grout*	☐ *Other* _____

Sealing Material	From (ft)	To (ft)	Quantity	Gallon(s) Bag(s)
Bentonite Chips	*Surface*	29	10.00	Bag(s)

Well Information ONLY

All measurements are from top of casing

			Yes	*No*
Total Well Depth	*Ft.*	Screen Removed		
Casing Diameter	*In.*	Overdrilled		
Casing Depth	*Ft.*	Casing Left in Place		
Depth to Water	*Ft.*	Casing Cut Below Surface		

Comments: _____

Boart-Longyear Environmental Drilling

FIELD BORING LOG

Sheet 1 of 1

Job No. 34101340

Boring No. KSB-19

FOR Foth & Van Dyke South Eagle

LOCATION Marquette, MI Elev.

GROUND WATER				
While drilling	8.0'	Time after drilling		Start 10-4-06
Before casing removal		Depth to water		Unit 1411
After casing removal		Depth to cave-in		Chief M. White

Sample No.	Moisture	Blows on Sampler 0/6 12/18	Blows on Sampler 6/12 18/24	Sample Recovery	Total Blows	VISUAL FIELD CLASSIFICATION AND REMARKS	Casing/Probe Weight Drop	Symbol	Unconfined Strength	Boulders	Blows on Casing Size	Blows on Probe Size	Drilling Method
						SAND							Sonic
						Sandy GRAVEL							
						5		5					
						10		10					
						15		15					
						20		20					
						EOB 20.0' Backfill w/Bentonite Chips							

FIELD_BORING_LOG 34101340.GPJ BOART.GDT 11/15/06

BOART LONGYEAR
Well/Boring Abandonment Form

Client	Foth & Van Dyke
Location	Marquette, MI
Job Name	South Eagle
Job Number	34101340
Well/Boring Number	KSB-19
Date of Abandonment	10/04/06
Reason for Abandonment	Test Boring
Abandonment Done By	M. White

Hole Type:	☐ *Monitoring Well*	☒ *Drillhole*	☐ *Pumping Well*
Construction Type:	☒ *Drilled*	☐ *Driven*	☐ *Other* _____
Formation Type:	☒ *Unconsolidated*	☐ *Bedrock*	
Sealing Method:	☒ *Gravity*	☐ *Pumped*	☐ *Other* _____
Sealing Materials:	☒ *Bentonite Chips*	☐ *Bentonite Grout*	☐ *Other* _____

Sealing Material	From (ft)	To (ft)	Quantity	Gallon(s) Bag(s)
Bentonite Chips	*Surface*	20	2.00	Bag(s)

Well Information ONLY

All measurements are from top of casing

			Yes	*No*
Total Well Depth	*Ft.*	Screen Removed		
Casing Diameter	*In.*	Overdrilled		
Casing Depth	*Ft.*	Casing Left in Place		
Depth to Water	*Ft.*	Casing Cut Below Surface		

Comments: _____

Boart-Longyear Environmental Drilling

FIELD BORING LOG

Sheet 1 of 1

Job No. 34101340

Boring No. KSB-19a

FOR Foth & Van Dyke South Eagle

LOCATION Marquette, MI Elev.

GROUND WATER				
While drilling		Time after drilling		Start 10-4-06
Before casing removal		Depth to water		Unit 1411
After casing removal		Depth to cave-in		Chief M. White

Sample No.	Moisture	Blows on Sampler 0/6 12/18	Blows on Sampler 6/12 18/24	Sample Recovery	Total Blows	VISUAL FIELD CLASSIFICATION AND REMARKS	Casing/Probe Weight Drop	Symbol	Unconfined Strength	Boulders	Blows on Casing Size	Blows on Probe Size	Drilling Method
						Gravelly ROCKS							Sonic
						5	5						
						EOB 9.0' Backfill w/Bentonite Chips							

FIELD_BORING_LOG 34101340.GPJ BOART.GDT 11/15/06

BOART LONGYEAR
Well/Boring Abandonment Form

Client	Foth & Van Dyke
Location	Marquette, MI
Job Name	South Eagle
Job Number	34101340
Well/Boring Number	KSB-19a
Date of Abandonment	10/04/06
Reason for Abandonment	Test Boring
Abandonment Done By	M. White

Hole Type:	☐ *Monitoring Well*	☒ *Drillhole*	☐ *Pumping Well*
Construction Type:	☒ *Drilled*	☐ *Driven*	☐ *Other* _____
Formation Type:	☒ *Unconsolidated*	☐ *Bedrock*	
Sealing Method:	☒ *Gravity*	☐ *Pumped*	☐ *Other* _____
Sealing Materials:	☒ *Bentonite Chips*	☐ *Bentonite Grout*	☐ *Other* _____

Sealing Material	From (ft)	To (ft)	Quantity	Gallon(s) Bag(s)
Bentonite Chips	*Surface*	9	1.50	Bag(s)

Well Information ONLY

All measurements are from top of casing

			Yes	*No*
Total Well Depth	*Ft.*	Screen Removed		
Casing Diameter	*In.*	Overdrilled		
Casing Depth	*Ft.*	Casing Left in Place		
Depth to Water	*Ft.*	Casing Cut Below Surface		

Comments: _____

Boart-Longyear Environmental Drilling

FIELD BORING LOG

Sheet 1 of 1

Job No. 34101340

Boring No. MW-601

FOR Foth & Van Dyke South Eagle

LOCATION Marquette, MI Elev.

GROUND WATER				
While drilling	8.0'	Time after drilling		
Before casing removal		Depth to water		
After casing removal		Depth to cave-in		

Start 10-4-06

Unit 1411

Chief M. White

Sample No.	Moisture	Blows on Sampler 0/6 12/18	Blows on Sampler 6/12 18/24	Sample Recovery	Total Blows	VISUAL FIELD CLASSIFICATION AND REMARKS	Casing/Probe Weight Drop	Symbol	Unconfined Strength	Boulders	Blows on Casing Size	Blows on Probe Size	Drilling Method
						TOPSOIL							Sonic
						Gravelly SAND							
						5	5						
						10	10						
						EOB 14.0'							
						Well Set 14.0'							

FIELD_BORING_LOG 34101340.GPJ BOART.GDT 11/15/06

BOART LONGYEAR
Well Construction Report

Job Name	South Eagle	Well Name	MW-601
Job Number	34101340	Driller	M. White
Location	Marquette, MI	Date Installed	10/04/06

Type of Well:
- x Water Table Observation
- ___ Piezometer
- ___ Other ___

A. Height of Well Casing above ground 2.0 ft.

B. Diameter of Well Casing 2.0 in.

C. Surface Seal Bottom 0.5 ft.

D. Well Casing: Flush Threaded PVC
- x Schedule 40
- ___ Schedule 80
- ___ Other ___

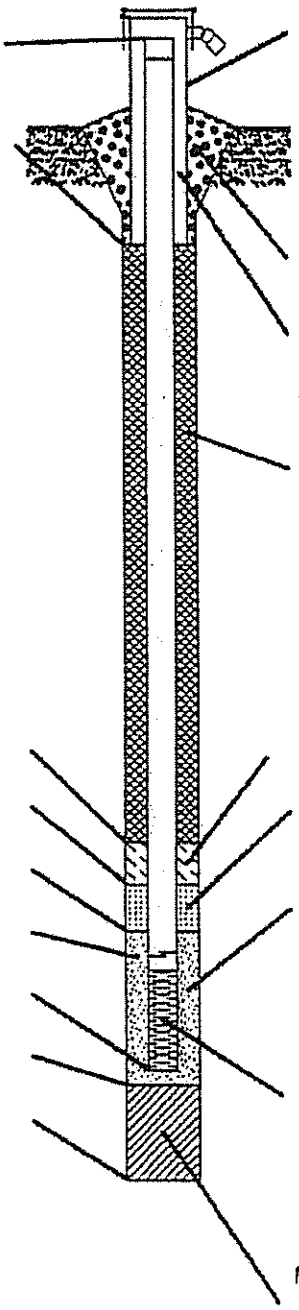

E. Bentonite Seal Top 0.5 ft.

F. Fine Sand Top 2.5 ft.

G. Filter Pack Top 3.0 ft.

H. Screen Joint Top 4.0 ft.

I. Well Bottom 14.0 ft.

J. Filter Pack Bottom 14.0 ft.

K. Borehole Bottom 14.0 ft.

1. Locking Cap? x Yes ___ No

2. Protective Cover:
- a. Inside diam. 4.0 in.
- b. Length 4.0 ft.
- c. Material
  - x Steel
  - ___ Other ___
- d. Bumper Post ___ ___ 3" ___ 4"

3. Surface Seal:
- x Bentonite
- ___ Concrete
- ___ Other ___

4. Material between Casing and Protop:
- ___ Bentonite
- x Other Sand

5. Annular Space Seal:
- x Granular Bentonite
- ___ Bentonite Slurry
- ___ Bentonite-Cement Grout
- ___ Other ___

How Installed:
- x Gravity
- ___ Tremie Pumped

6. Bentonite Seal:
- ___ Granules
- x Pellets

7. Type of Fine Sand: #70 Badger

8. Type of Filter Pack: #40 Badger

9. Screen Material: PVC
- Type: x Factory Cut
- ___ Continuous Slot
- Slot Size: 0.010 in.
- Length: 10.0 ft.

10. Backfill Material: (Below filter pack)
- x None
- ___ Other ___

Boart Longyear
101 Alderson Street
Schofield WI 54476
Phone (715) 359-7090
Fax (715) 355-5715

BOART LONGYEAR
WELL DEVELOPMENT REPORT

WELL NAME MW-601

WELL DIAMETER 2"

(MEASUREMENTS BELOW FROM TOP OF CASING)

TOTAL DEPTH 16.3'

DEPTH TO WATER BEFORE DEVELOPMENT 7.9'

DEPTH TO WATER AFTER DEVELOPMENT _____'

JOB NO# 34101340

LOCATION Marquette, MI

DATE 10/5/2006

DEVELOPED BY M. White

DESCRIPTION OF DEVELOPMENT METHOD

(Check One)

- ☐ SURGED W/BAILER & BAILED
- ☐ SURGED W/BAILER & PUMPED
- ☐ SURGED W/BLOCK & BAILED
- ☐ SURGED W/BLOCK & PUMPED
- ☒ OTHER Whale

CAN THIS WELL BE PURGED DRY? ☒ YES ☐ NO

VOLUME OF WATER IN FILTER PACK AND WELL CASING	_____ Gallons
VOLUME OF WATER REMOVED FROM WELL	15 Gallons
CLARITY OF WATER BEFORE DEVELOPMENT	Brown
CLARITY OF WATER AFTER DEVELOPMENT	Brown
VOLUME OF WATER ADDED	None
SOURCE OF WATER ADDED	None
TIME SPENT FOR DEVELOPMENT 60 Minutes	START: 8:00 A.M. END: 9:00 A.M.

COMMENTS:

Boart-Longyear Environmental Drilling

FIELD BORING LOG

Sheet 1 of 1

Job No. 34101340

Boring No. MW-604

FOR Foth & Van Dyke South Eagle

LOCATION Marquette, MI Elev.

GROUND WATER				
While drilling	5.0'	Time after drilling		Start 9-29-06
Before casing removal		Depth to water		Unit 1411
After casing removal		Depth to cave-in		Chief M. White

Sample No.	Moisture	Blows on Sampler 0/6 12/18	Blows on Sampler 6/12 18/24	Sample Recovery	Total Blows	VISUAL FIELD CLASSIFICATION AND REMARKS	Casing/Probe Weight Drop	Symbol	Unconfined Strength	Boulders	Blows on Casing Size	Blows on Probe Size	Drilling Method
						TOPSOIL							Sonic
						Rocky GRAVEL							
						5	5						
						10	10						
						EOB 12.0'							
						Well Set 12.0'							

FIELD_BORING_LOG 34101340.GPJ BOART.GDT 11/15/06

BOART LONGYEAR
Well Construction Report

Job Name	South Eagle	Well Name	MW-604
Job Number	34101340	Driller	M. White
Location	Marquette, MI	Date Installed	09/29/06

Type of Well:
- x Water Table Observation
- ___ Piezometer
- ___ Other ___

A. Height of Well Casing above ground 2.0 ft.

B. Diameter of Well Casing 2.0 in.

C. Surface Seal Bottom 0.5 ft.

D. Well Casing: Flush Threaded PVC
- x Schedule 40
- ___ Schedule 80
- ___ Other ___

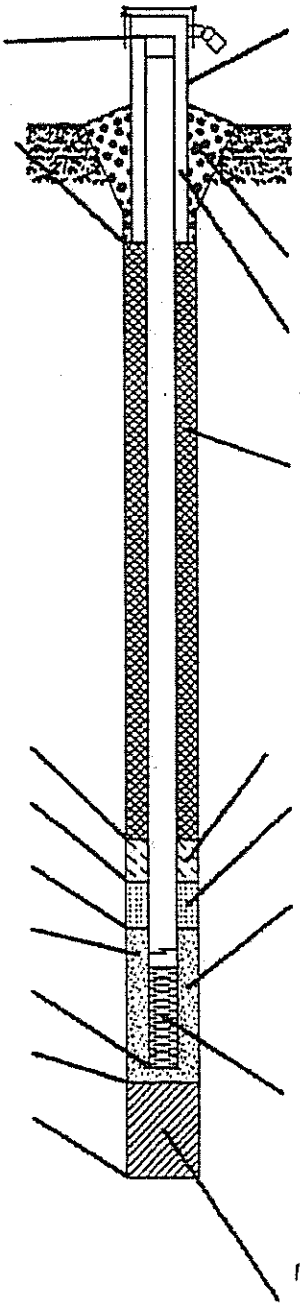

E. Bentonite Seal Top 0.5 ft.

F. Fine Sand Top 1.3 ft.

G. Filter Pack Top 1.5 ft.

H. Screen Joint Top 2.0 ft.

I. Well Bottom 12.0 ft.

J. Filter Pack Bottom 12.0 ft.

K. Borehole Bottom 12.0 ft.

1. Locking Cap? x Yes ___ No

2. Protective Cover:
- a. Inside diam. 4.0 in.
- b. Length 7.0 ft.
- c. Material
  - x Steel
  - ___ Other ___
- d. Bumper Post ___ ___ 3" ___ 4"

3. Surface Seal:
- x Bentonite
- ___ Concrete
- ___ Other ___

4. Material between Casing and Protop:
- ___ Bentonite
- x Other Sand

5. Annular Space Seal:
- x Granular Bentonite
- ___ Bentonite Slurry
- ___ Bentonite-Cement Grout
- ___ Other ___

How Installed:
- x Gravity
- ___ Tremie Pumped

6. Bentonite Seal:
- ___ Granules
- x Pellets

7. Type of Fine Sand: #70 Badger

8. Type of Filter Pack: #40 Badger

9. Screen Material: PVC
- Type: x Factory Cut
- ___ Continuous Slot
- Slot Size: 0.010 in.
- Length: 10.0 ft.

10. Backfill Material: (Below filter pack)
- x None
- ___ Other ___

Boart Longyear
101 Alderson Street
Schofield WI 54476
Phone (715) 359-7090
Fax (715) 355-5715

BOART LONGYEAR
WELL DEVELOPMENT REPORT

WELL NAME MW-604

WELL DIAMETER 2"

(MEASUREMENTS BELOW FROM TOP OF CASING)

TOTAL DEPTH 14.1'

DEPTH TO WATER BEFORE DEVELOPMENT 6.97'

DEPTH TO WATER AFTER DEVELOPMENT _____'

JOB NO# 34101340

LOCATION Marquette, MI

DATE 10/5/2006

DEVELOPED BY M. White

DESCRIPTION OF DEVELOPMENT METHOD

(Check One)

- ☐ SURGED W/BAILER & BAILED
- ☐ SURGED W/BAILER & PUMPED
- ☐ SURGED W/BLOCK & BAILED
- ☐ SURGED W/BLOCK & PUMPED
- ☒ OTHER Whale

CAN THIS WELL BE PURGED DRY? ☐ YES ☒ NO

VOLUME OF WATER IN FILTER PACK AND WELL CASING	_____ Gallons
VOLUME OF WATER REMOVED FROM WELL	55 Gallons
CLARITY OF WATER BEFORE DEVELOPMENT	Brown
CLARITY OF WATER AFTER DEVELOPMENT	Cloudy-Clear
VOLUME OF WATER ADDED	None
SOURCE OF WATER ADDED	None
TIME SPENT FOR DEVELOPMENT 105 Minutes	START: 10:45 A.M. END: 12:30 P.M.

COMMENTS:

Boart-Longyear Environmental Drilling

FIELD BORING LOG

Sheet 1 of 1

Job No. 34101340

Boring No. MW-605

FOR Foth & Van Dyke South Eagle

LOCATION Marquette, MI Elev.

GROUND WATER				
While drilling	5.0'	Time after drilling		Start 10-2-06
Before casing removal		Depth to water		Unit 1411
After casing removal		Depth to cave-in		Chief M. White

Sample No.	Moisture	Blows on Sampler 0/6 12/18	Blows on Sampler 6/12 18/24	Sample Recovery	Total Blows	VISUAL FIELD CLASSIFICATION AND REMARKS	Casing/Probe Weight Drop	Symbol	Unconfined Strength	Boulders	Blows on Casing Size	Blows on Probe Size	Drilling Method
						TOPSOIL							Sonic
						Rocky SAND							
						5	5						
						10	10						
						EOB 14.0'							
						Well Set 14.0'							

FIELD_BORING_LOG 34101340.GPJ BOART.GDT 11/15/06

BOART LONGYEAR
Well Construction Report

Job Name	South Eagle	Well Name	MW-605
Job Number	34101340	Driller	M. White
Location	Marquette, MI	Date Installed	10/02/06

Type of Well:
- x Water Table Observation
- ___ Piezometer
- ___ Other ___

A. Height of Well Casing above ground 2.0 ft.

B. Diameter of Well Casing 2.0 in.

C. Surface Seal Bottom 0.5 ft.

D. Well Casing: Flush Threaded PVC
- x Schedule 40
- ___ Schedule 80
- ___ Other ___

E. Bentonite Seal Top 0.5 ft.

F. Fine Sand Top 2.5 ft.

G. Filter Pack Top 3.0 ft.

H. Screen Joint Top 4.0 ft.

I. Well Bottom 14.0 ft.

J. Filter Pack Bottom 14.0 ft.

K. Borehole Bottom 14.0 ft.

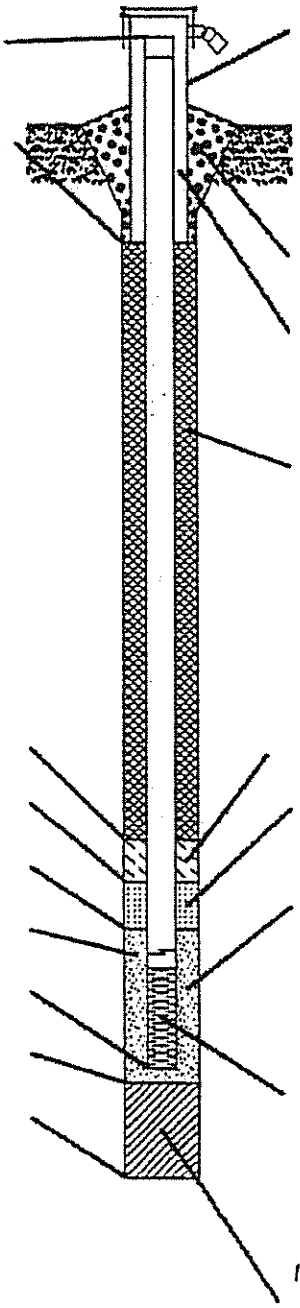

1. Locking Cap? x Yes ___ No

2. Protective Cover:
- a. Inside diam. 4.0 in.
- b. Length 7.0 ft.
- c. Material
  - x Steel
  - ___ Other ___
- d. Bumper Post ___ 3" ___ 4"

3. Surface Seal:
- x Bentonite
- ___ Concrete
- ___ Other ___

4. Material between Casing and Protop:
- ___ Bentonite
- x Other Sand

5. Annular Space Seal:
- x Granular Bentonite
- ___ Bentonite Slurry
- ___ Bentonite-Cement Grout
- ___ Other ___

How Installed:
- x Gravity
- ___ Tremie Pumped

6. Bentonite Seal:
- ___ Granules
- x Pellets

7. Type of Fine Sand: #70 Badger

8. Type of Filter Pack: #40 Badger

9. Screen Material: PVC
- Type: x Factory Cut
- ___ Continuous Slot
- Slot Size: 0.010 in.
- Length: 10.0 ft.

10. Backfill Material: (Below filter pack)
- x None
- ___ Other ___

Boart Longyear
101 Alderson Street
Schofield WI 54476
Phone (715) 359-7090
Fax (715) 355-5715

BOART LONGYEAR
WELL DEVELOPMENT REPORT

WELL NAME MW-605

WELL DIAMETER _____"

(MEASUREMENTS BELOW FROM TOP OF CASING)

TOTAL DEPTH 16.1'

DEPTH TO WATER BEFORE DEVELOPMENT 7.57'

DEPTH TO WATER AFTER DEVELOPMENT _____'

JOB NO# 34101340

LOCATION Marquette, MI

DATE 10/5/2006

DEVELOPED BY M. White

DESCRIPTION OF DEVELOPMENT METHOD

(Check One)

- ☐ SURGED W/BAILER & BAILED
- ☐ SURGED W/BAILER & PUMPED
- ☐ SURGED W/BLOCK & BAILED
- ☐ SURGED W/BLOCK & PUMPED
- ☒ OTHER Whale

CAN THIS WELL BE PURGED DRY? ☐ YES ☒ NO

VOLUME OF WATER IN FILTER PACK AND WELL CASING	_____ Gallons
VOLUME OF WATER REMOVED FROM WELL	55 Gallons
CLARITY OF WATER BEFORE DEVELOPMENT	Brown
CLARITY OF WATER AFTER DEVELOPMENT	Cloudy
VOLUME OF WATER ADDED	None
SOURCE OF WATER ADDED	None
TIME SPENT FOR DEVELOPMENT 90 Minutes	START: 9:00 A.M. END: 10:30 A.M.

COMMENTS:

Boart-Longyear Environmental Drilling

FIELD BORING LOG

Sheet 1 of 1

Job No. 34101340

Boring No. P-604

FOR Foth & Van Dyke South Eagle

LOCATION Marquette, MI Elev.

GROUND WATER				
While drilling	8.0'	Time after drilling		Start 9-27-06
Before casing removal		Depth to water		Unit 1411
After casing removal		Depth to cave-in		Chief M. White

Sample No.	Moisture	Blows on Sampler 0/6 12/18	Blows on Sampler 6/12 18/24	Sample Recovery	Total Blows	VISUAL FIELD CLASSIFICATION AND REMARKS	Casing/Probe Weight Drop	Symbol	Unconfined Strength	Boulders	Blows on Casing Size	Blows on Probe Size	Drilling Method
						TOPSOIL							Sonic
						ROCKS							
						5 Gravelly, Rocky SAND		5					
						10		10					
						15		15					
						20		20					
						25 BEDROCK		25					
						EOB 28.0' Well Set 26.5'							

FIELD_BORING_LOG 34101340.GPJ BOART.GDT 11/15/06

BOART LONGYEAR
Well Construction Report

Job Name	South Eagle	Well Name	P-604
Job Number	34101340	Driller	M. White
Location	Marquette, MI	Date Installed	09/29/06

Type of Well:
- ___ Water Table Observation
- x Piezometer
- ___ Other _____

A. Height of Well Casing above ground 2.0 ft.

B. Diameter of Well Casing 2.0 in.

C. Surface Seal Bottom 0.5 ft.

D. Well Casing: Flush Threaded PVC
- x Schedule 40
- ___ Schedule 80
- ___ Other _____

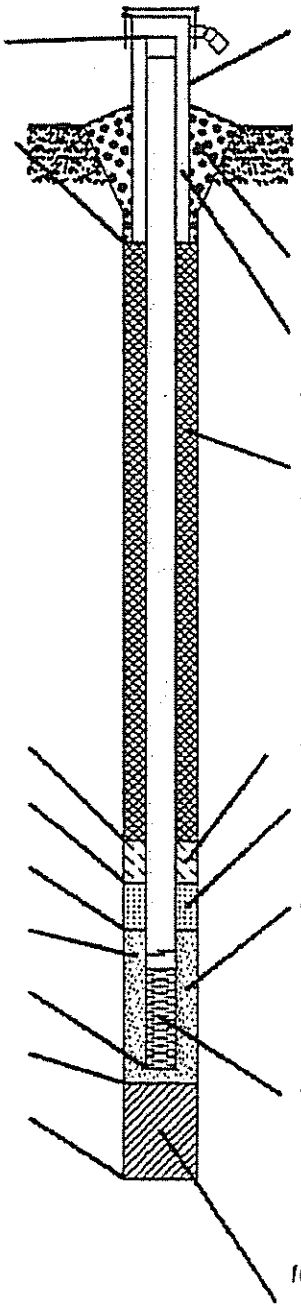

E. Bentonite Seal Top 0.5 ft.

F. Fine Sand Top 18.0 ft.

G. Filter Pack Top 19.0 ft.

H. Screen Joint Top 21.5 ft.

I. Well Bottom 26.5 ft.

J. Filter Pack Bottom 26.5 ft.

K. Borehole Bottom 28.0 ft.

1. Locking Cap? x Yes ___ No

2. Protective Cover:
- a. Inside diam. 4.0 in.
- b. Length 7.0 ft.
- c. Material
  - x Steel
  - ___ Other _____
- d. Bumper Post ___ 3" ___ 4"

3. Surface Seal:
- x Bentonite
- ___ Concrete
- ___ Other _____

4. Material between Casing and Protop:
- ___ Bentonite
- x Other Sand

5. Annular Space Seal:
- x Granular Bentonite
- ___ Bentonite Slurry
- ___ Bentonite-Cement Grout
- ___ Other _____

How Installed:
- x Gravity
- ___ Tremie Pumped

6. Bentonite Seal:
- ___ Granules
- x Pellets

7. Type of Fine Sand: #70 Badger

8. Type of Filter Pack: #40 Badger

9. Screen Material: PVC
- Type: x Factory Cut
- ___ Continuous Slot
- Slot Size: 0.010 in.
- Length: 5.0 ft.

10. Backfill Material: (Below filter pack)
- x None
- ___ Other _____

Boart Longyear
101 Alderson Street
Schofield WI 54476
Phone (715) 359-7090
Fax (715) 355-5715

BOART LONGYEAR
WELL DEVELOPMENT REPORT

WELL NAME P-604

WELL DIAMETER 2"

(MEASUREMENTS BELOW FROM TOP OF CASING)

TOTAL DEPTH 28.8'

DEPTH TO WATER BEFORE DEVELOPMENT 7.55'

DEPTH TO WATER AFTER DEVELOPMENT _____'

JOB NO# 34101340

LOCATION Marquette, MI

DATE 10/5/2006

DEVELOPED BY M. White

DESCRIPTION OF DEVELOPMENT METHOD

(Check One)

- ☐ SURGED W/BAILER & BAILED
- ☐ SURGED W/BAILER & PUMPED
- ☐ SURGED W/BLOCK & BAILED
- ☐ SURGED W/BLOCK & PUMPED
- ☒ OTHER Whale

CAN THIS WELL BE PURGED DRY? ☐ YES ☒ NO

VOLUME OF WATER IN FILTER PACK AND WELL CASING	_____ Gallons
VOLUME OF WATER REMOVED FROM WELL	100 Gallons
CLARITY OF WATER BEFORE DEVELOPMENT	Brown
CLARITY OF WATER AFTER DEVELOPMENT	Cloudy-Clear
VOLUME OF WATER ADDED	None
SOURCE OF WATER ADDED	None
TIME SPENT FOR DEVELOPMENT 105 Minutes	START: 10:45 A.M. END: 12:30 P.M.

COMMENTS:

Boart-Longyear Environmental Drilling

FIELD BORING LOG

Sheet 1 of 1

Job No. 34101340

Boring No. P-605

FOR Foth & Van Dyke South Eagle

LOCATION Marquette, MI Elev.

GROUND WATER				
While drilling	7.0'	Time after drilling		Start 10-2-06
Before casing removal		Depth to water		Unit 1411
After casing removal		Depth to cave-in		Chief M. White

Sample No.	Moisture	Blows on Sampler 0/6 12/18	Blows on Sampler 6/12 18/24	Sample Recovery	Total Blows	VISUAL FIELD CLASSIFICATION AND REMARKS	Casing/Probe Weight Drop	Symbol	Unconfined Strength	Boulders	Blows on Casing Size	Blows on Probe Size	Drilling Method
						TOPSOIL							Sonic
						Rocky, Sandy GRAVEL							
						5		5					
						10		10					
						15		15					
						20		20					
						25		25					
						30		30					
						ROCK							
						EOB 34.5' Well Set 34.5'							

FIELD_BORING_LOG 34101340.GPJ BOART.GDT 11/15/06

BOART LONGYEAR
Well Construction Report

Job Name	South Eagle	Well Name	P-605
Job Number	34101340	Driller	M. White
Location	Marquette, MI	Date Installed	10/02/06

Type of Well:
- ___ Water Table Observation
- x Piezometer
- ___ Other _____

A. Height of Well Casing above ground 2.0 ft.

B. Diameter of Well Casing 2.0 in.

C. Surface Seal Bottom 0.5 ft.

D. Well Casing: Flush Threaded PVC
- x Schedule 40
- ___ Schedule 80
- ___ Other _____

E. Bentonite Seal Top 0.5 ft.

F. Fine Sand Top 26.0 ft.

G. Filter Pack Top 27.0 ft.

H. Screen Joint Top 29.5 ft.

I. Well Bottom 34.5 ft.

J. Filter Pack Bottom 34.5 ft.

K. Borehole Bottom 34.5 ft.

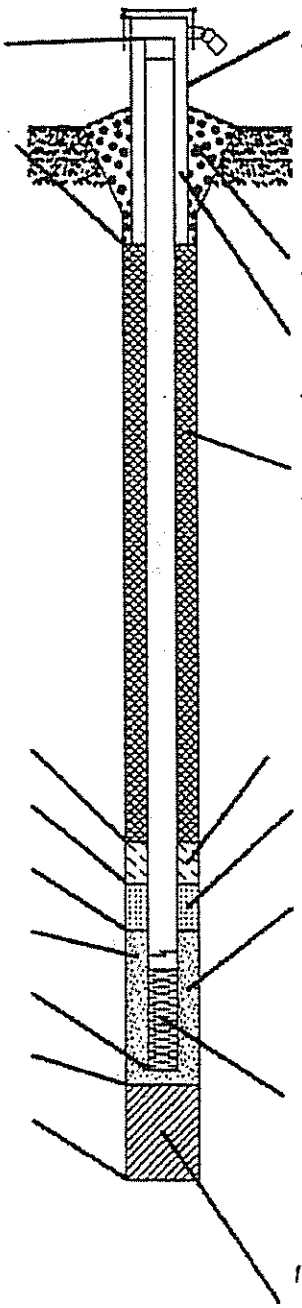

1. Locking Cap? x Yes ___ No
2. Protective Cover:
   a. Inside diam. 4.0 in.
   b. Length 7.0 ft.
   c. Material
      - x Steel
      - ___ Other _____
   d. Bumper Post ___ 3" ___ 4"
3. Surface Seal:
   - x Bentonite
   - ___ Concrete
   - ___ Other _____
4. Material between Casing and Protop:
   - ___ Bentonite
   - x Other Sand
5. Annular Space Seal:
   - x Granular Bentonite
   - ___ Bentonite Slurry
   - ___ Bentonite-Cement Grout
   - ___ Other _____

   How Installed:
   - x Gravity
   - ___ Tremie Pumped
6. Bentonite Seal:
   - ___ Granules
   - x Pellets
7. Type of Fine Sand: #70 Badger
8. Type of Filter Pack: #40 Badger
9. Screen Material: PVC

   Type:
   - x Factory Cut
   - ___ Continuous Slot

   Slot Size: 0.010 in.

   Length: 5.0 ft.
10. Backfill Material: (Below filter pack)
    - x None
    - ___ Other _____

Boart Longyear
101 Alderson Street
Schofield WI 54476
Phone (715) 359-7090
Fax (715) 355-5715

BOART LONGYEAR
WELL DEVELOPMENT REPORT

WELL NAME P-605

WELL DIAMETER 2"

(MEASUREMENTS BELOW FROM TOP OF CASING)

TOTAL DEPTH 36.5'

DEPTH TO WATER BEFORE DEVELOPMENT 7.53'

DEPTH TO WATER AFTER DEVELOPMENT _____'

JOB NO# 34101340

LOCATION Marquette, MI

DATE 10/5/2006

DEVELOPED BY M. White

DESCRIPTION OF DEVELOPMENT METHOD

(Check One)

- ☐ SURGED W/BAILER & BAILED
- ☐ SURGED W/BAILER & PUMPED
- ☐ SURGED W/BLOCK & BAILED
- ☐ SURGED W/BLOCK & PUMPED
- ☒ OTHER Whale

CAN THIS WELL BE PURGED DRY? ☐ YES ☐ NO

VOLUME OF WATER IN FILTER PACK AND WELL CASING	_____ Gallons
VOLUME OF WATER REMOVED FROM WELL	100 Gallons
CLARITY OF WATER BEFORE DEVELOPMENT	Brown
CLARITY OF WATER AFTER DEVELOPMENT	Cloudy-Clear
VOLUME OF WATER ADDED	None
SOURCE OF WATER ADDED	None
TIME SPENT FOR DEVELOPMENT 105 Minutes	START: 9:00 A.M. END: 10:45 A.M.

COMMENTS:

Boart-Longyear Environmental Drilling

FIELD BORING LOG

Sheet 1 of 1

Job No. 34101340

Boring No. SB-616

FOR Foth & Van Dyke South Eagle

LOCATION Marquette, MI Elev.

GROUND WATER				
While drilling	7.0'	Time after drilling		Start 10-2-06
Before casing removal		Depth to water		Unit 1411
After casing removal		Depth to cave-in		Chief M. White

Sample No.	Moisture	Blows on Sampler 0/6 12/18	Blows on Sampler 6/12 18/24	Sample Recovery	Total Blows	VISUAL FIELD CLASSIFICATION AND REMARKS (Casing/Probe, Weight, Drop)	Symbol	Unconfined Strength	Boulders	Blows on Casing Size	Blows on Probe Size	Drilling Method
						TOPSOIL						Sonic
						Sandy GRAVEL						
						5	5					
						10	10					
						15	15					
						PEAT						
						20	20					
						SAND						
						25	25					
						EOB 29.0'						
						Backfill w/Bentonite Chips						

FIELD_BORING_LOG 34101340.GPJ BOART.GDT 11/15/06

BOART LONGYEAR
Well/Boring Abandonment Form

Client	Foth & Van Dyke
Location	Marquette, MI
Job Name	South Eagle
Job Number	34101340
Well/Boring Number	SB-616
Date of Abandonment	10/02/06
Reason for Abandonment	Test Boring
Abandonment Done By	M. White

Hole Type:	☐ *Monitoring Well*	☒ *Drillhole*	☐ *Pumping Well*
Construction Type:	☒ *Drilled*	☐ *Driven*	☐ *Other* _____
Formation Type:	☒ *Unconsolidated*	☐ *Bedrock*	
Sealing Method:	☒ *Gravity*	☐ *Pumped*	☐ *Other* _____
Sealing Materials:	☒ *Bentonite Chips*	☐ *Bentonite Grout*	☐ *Other* _____

Sealing Material	From (ft)	To (ft)	Quantity	Gallon(s) Bag(s)
Bentonite Chips	*Surface*	29	10.00	Bag(s)

Well Information ONLY

All measurements are from top of casing

			Yes	*No*
Total Well Depth	*Ft.*	Screen Removed		
Casing Diameter	*In.*	Overdrilled		
Casing Depth	*Ft.*	Casing Left in Place		
Depth to Water	*Ft.*	Casing Cut Below Surface		

Comments: _____

Boart-Longyear Environmental Drilling

FIELD BORING LOG

Sheet 1 of 1

Job No. 34101340

Boring No. SB-617

FOR Foth & Van Dyke South Eagle

LOCATION Marquette, MI Elev.

GROUND WATER				
While drilling	7.0'	Time after drilling		Start 9-26-06
Before casing removal		Depth to water		Unit 1411
After casing removal		Depth to cave-in		Chief M. White

Casing/Probe
Weight
Drop

Sample No.	Moisture	Blows on Sampler 0/6 12/18	Blows on Sampler 6/12 18/24	Sample Recovery	Total Blows	VISUAL FIELD CLASSIFICATION AND REMARKS	Symbol	Unconfined Strength	Boulders	Blows on Casing Size	Blows on Probe Size	Drilling Method
						TOPSOIL						Sonic
						Rocky, Sandy GRAVEL						
						5	5					
						10	10					
						15	15					
						20	20					
						25	25					
						EOB 28.0'						
						Backfill w/Bentonite Chips						

FIELD_BORING_LOG 34101340.GPJ BOART.GDT 11/15/06

BOART LONGYEAR
Well/Boring Abandonment Form

Client	Foth & Van Dyke
Location	Marquette, MI
Job Name	South Eagle
Job Number	34101340
Well/Boring Number	SB-617
Date of Abandonment	09/26/06
Reason for Abandonment	Test Boring
Abandonment Done By	M. White

Hole Type:	☐ *Monitoring Well*	☒ *Drillhole*	☐ *Pumping Well*
Construction Type:	☒ *Drilled*	☐ *Driven*	☐ *Other* _____
Formation Type:	☒ *Unconsolidated*	☐ *Bedrock*	
Sealing Method:	☒ *Gravity*	☐ *Pumped*	☐ *Other* _____
Sealing Materials:	☒ *Bentonite Chips*	☐ *Bentonite Grout*	☐ *Other* _____

Sealing Material	From (ft)	To (ft)	Quantity	Gallon(s) Bag(s)
Bentonite Chips	*Surface*	28	7.00	Bag(s)

Well Information ONLY

All measurements are from top of casing

			Yes	*No*
Total Well Depth	*Ft.*	Screen Removed		
Casing Diameter	*In.*	Overdrilled		
Casing Depth	*Ft.*	Casing Left in Place		
Depth to Water	*Ft.*	Casing Cut Below Surface		

Comments: _____

Boart-Longyear Environmental Drilling

FIELD BORING LOG

Sheet 1 of 1

Job No. 34101340

Boring No. SB-618

FOR Foth & Van Dyke South Eagle

LOCATION Marquette, MI Elev.

GROUND WATER				
While drilling	7.0'	Time after drilling		Start 10-3-06
Before casing removal		Depth to water		Unit 1411
After casing removal		Depth to cave-in		Chief M. White

Casing/Probe
Weight
Drop

Sample No.	Moisture	Blows on Sampler 0/6 12/18	Blows on Sampler 6/12 18/24	Sample Recovery	Total Blows	VISUAL FIELD CLASSIFICATION AND REMARKS	Symbol	Unconfined Strength	Boulders	Blows on Casing Size	Blows on Probe Size	Drilling Method
						TOPSOIL						Sonic
						Sandy GRAVEL w/Rocks						
						5	5					
						10	10					
						15	15					
						20	20					
						25	25					
						EOB 29.0'						
						Backfill w/Bentonite Chips						

FIELD_BORING_LOG 34101340.GPJ BOART.GDT 11/15/05

BOART LONGYEAR
Well/Boring Abandonment Form

Client	Foth & Van Dyke
Location	Marquette, MI
Job Name	South Eagle
Job Number	34101340
Well/Boring Number	SB-618
Date of Abandonment	10/03/06
Reason for Abandonment	Test Boring
Abandonment Done By	M. White

Hole Type:	☐ *Monitoring Well*	☒ *Drillhole*	☐ *Pumping Well*
Construction Type:	☒ *Drilled*	☐ *Driven*	☐ *Other* _____
Formation Type:	☒ *Unconsolidated*	☐ *Bedrock*	
Sealing Method:	☒ *Gravity*	☐ *Pumped*	☐ *Other* _____
Sealing Materials:	☒ *Bentonite Chips*	☐ *Bentonite Grout*	☐ *Other* _____

Sealing Material	From (ft)	To (ft)	Quantity	Gallon(s) Bag(s)
Bentonite Chips	*Surface*	29	6.00	Bag(s)

Well Information ONLY

All measurements are from top of casing

			Yes	*No*
Total Well Depth	*Ft.*	Screen Removed		
Casing Diameter	*In.*	Overdrilled		
Casing Depth	*Ft.*	Casing Left in Place		
Depth to Water	*Ft.*	Casing Cut Below Surface		

Comments: _____

Boart-Longyear Environmental Drilling

FIELD BORING LOG

Sheet 1 of 1

Job No. 34101340

Boring No. SB-619a

FOR Foth & Van Dyke South Eagle

LOCATION Marquette, MI Elev.

GROUND WATER				
While drilling	7.0'	Time after drilling		Start 10-3-06
Before casing removal		Depth to water		Unit 1411
After casing removal		Depth to cave-in		Chief M. White

Casing/Probe
Weight
Drop

Sample No.	Moisture	Blows on Sampler 0/6 12/18	Blows on Sampler 6/12 18/24	Sample Recovery	Total Blows	VISUAL FIELD CLASSIFICATION AND REMARKS	Symbol	Unconfined Strength	Boulders	Blows on Casing Size	Blows on Probe Size	Drilling Method
						TOPSOIL						Sonic
						Sandy GRAVEL w/Rocks						
						5	5					
						10	10					
						15	15					
						20	20					
						25	25					
						30	30					
						35	35					
						EOB 39.0'						
						Backfill w/Bentonite Chips						

FIELD_BORING_LOG 34101340.GPJ BOART.GDT 11/15/06

BOART LONGYEAR
Well/Boring Abandonment Form

Client	Foth & Van Dyke
Location	Marquette, MI
Job Name	South Eagle
Job Number	34101340
Well/Boring Number	SB-619a
Date of Abandonment	10/03/06
Reason for Abandonment	Test Boring
Abandonment Done By	M. White

Hole Type:	☐ *Monitoring Well*	☒ *Drillhole*	☐ *Pumping Well*
Construction Type:	☒ *Drilled*	☐ *Driven*	☐ *Other* _____
Formation Type:	☒ *Unconsolidated*	☐ *Bedrock*	
Sealing Method:	☒ *Gravity*	☐ *Pumped*	☐ *Other* _____
Sealing Materials:	☒ *Bentonite Chips*	☐ *Bentonite Grout*	☐ *Other* _____

Sealing Material	From (ft)	To (ft)	Quantity	Gallon(s) Bag(s)
Bentonite Chips	*Surface*	39	10.00	Bag(s)

Well Information ONLY

All measurements are from top of casing

				Yes	*No*
Total Well Depth		*Ft.*	Screen Removed		
Casing Diameter		*In.*	Overdrilled		
Casing Depth		*Ft.*	Casing Left in Place		
Depth to Water		*Ft.*	Casing Cut Below Surface		

Comments: _____

Boart-Longyear Environmental Drilling

FIELD BORING LOG

Sheet 1 of 1

Job No. 34101340

Boring No. SB-622a

FOR Foth & Van Dyke South Eagle

LOCATION Marquette, MI Elev.

GROUND WATER				
While drilling		Time after drilling		Start 9-27-06
Before casing removal		Depth to water		Unit 1411
After casing removal		Depth to cave-in		Chief M. White

Sample No.	Moisture	Blows on Sampler 0/6 12/18	Blows on Sampler 6/12 18/24	Sample Recovery	Total Blows	VISUAL FIELD CLASSIFICATION AND REMARKS	Casing/Probe Weight Drop	Symbol	Unconfined Strength	Boulders	Blows on Casing Size	Blows on Probe Size	Drilling Method
						TOPSOIL							Sonic
						Rocky, Sandy GRAVEL							
						5	5						
						10	10						
						15	15						
						20	20						
						25	25						
						EOB 28.0' Backfill w/Bentonite Chips							

FIELD_BORING_LOG 34101340.GPJ BOART.GDT 11/15/06

BOART LONGYEAR
Well/Boring Abandonment Form

Client	Foth & Van Dyke
Location	Marquette, MI
Job Name	South Eagle
Job Number	34101340
Well/Boring Number	SB-622a
Date of Abandonment	09/27/06
Reason for Abandonment	Test Boring
Abandonment Done By	M. White

Hole Type:	☐ *Monitoring Well*	☒ *Drillhole*	☐ *Pumping Well*
Construction Type:	☒ *Drilled*	☐ *Driven*	☐ *Other* _____
Formation Type:	☒ *Unconsolidated*	☐ *Bedrock*	
Sealing Method:	☒ *Gravity*	☐ *Pumped*	☐ *Other* _____
Sealing Materials:	☒ *Bentonite Chips*	☐ *Bentonite Grout*	☐ *Other* _____

Sealing Material	From (ft)	To (ft)	Quantity	Gallon(s) Bag(s)
Bentonite Chips	*Surface*	28	6.00	Bag(s)

Well Information ONLY

All measurements are from top of casing

			Yes	*No*
Total Well Depth	*Ft.*	Screen Removed		
Casing Diameter	*In.*	Overdrilled		
Casing Depth	*Ft.*	Casing Left in Place		
Depth to Water	*Ft.*	Casing Cut Below Surface		

Comments: _____

Boart-Longyear Environmental Drilling

FIELD BORING LOG

Sheet 1 of 1

Job No. 34101340

Boring No. SB-624

FOR Foth & Van Dyke South Eagle

LOCATION Marquette, MI Elev.

GROUND WATER: While drilling ____ Time after drilling ____; Before casing removal ____ Depth to water ____; After casing removal ____ Depth to cave-in ____

Start 10-2-06

Unit 1411

Chief M. White

Sample No.	Moisture	Blows on Sampler 0/6 12/18	Blows on Sampler 6/12 18/24	Sample Recovery	Total Blows	VISUAL FIELD CLASSIFICATION AND REMARKS	Casing/Probe Weight Drop	Symbol	Unconfined Strength	Boulders	Blows on Casing Size	Blows on Probe Size	Drilling Method
						TOPSOIL							Sonic
						Gravelly SAND w/Rocks							
						5		5					
						10		10					
						15		15					
						20		20					
						25		25					
						30		30					
						EOB 34.0'							
						Backfill w/Bentonite Chips							

BOART LONGYEAR
Well/Boring Abandonment Form

Client	Foth & Van Dyke
Location	Marquette, MI
Job Name	South Eagle
Job Number	34101340
Well/Boring Number	SB-624
Date of Abandonment	10/02/06
Reason for Abandonment	Test Boring
Abandonment Done By	M. White

Hole Type:	☐ *Monitoring Well*	☒ *Drillhole*	☐ *Pumping Well*
Construction Type:	☒ *Drilled*	☐ *Driven*	☐ *Other* _____
Formation Type:	☒ *Unconsolidated*	☐ *Bedrock*	
Sealing Method:	☒ *Gravity*	☐ *Pumped*	☐ *Other* _____
Sealing Materials:	☒ *Bentonite Chips*	☐ *Bentonite Grout*	☐ *Other* _____

Sealing Material	From (ft)	To (ft)	Quantity	Gallon(s) Bag(s)
Bentonite Chips	*Surface*	34	9.00	Bag(s)

Well Information ONLY

All measurements are from top of casing

			Yes	*No*
Total Well Depth	*Ft.*	Screen Removed		
Casing Diameter	*In.*	Overdrilled		
Casing Depth	*Ft.*	Casing Left in Place		
Depth to Water	*Ft.*	Casing Cut Below Surface		

Comments: _____

Boart-Longyear Environmental Drilling

FIELD BORING LOG

Sheet 1 of 1

Job No. 34101340

Boring No. SB-625

FOR Foth & Van Dyke South Eagle

LOCATION Marquette, MI Elev.

GROUND WATER				
While drilling	7.0'	Time after drilling		Start 10-3-06
Before casing removal		Depth to water		Unit 1411
After casing removal		Depth to cave-in		Chief M. White

Casing/Probe
Weight
Drop

Sample No.	Moisture	Blows on Sampler 0/6 12/18	Blows on Sampler 6/12 18/24	Sample Recovery	Total Blows	VISUAL FIELD CLASSIFICATION AND REMARKS	Symbol	Unconfined Strength	Boulders	Blows on Casing Size	Blows on Probe Size	Drilling Method
						TOPSOIL						Sonic
						Sandy GRAVEL w/Rocks						
						5	5					
						10	10					
						15	15					
						20	20					
						EOB 24.0' Backfill w/Bentonite Chips						

FIELD_BORING_LOG 34101340.GPJ BOART.GDT 11/15/06

BOART LONGYEAR
Well/Boring Abandonment Form

Client	Foth & Van Dyke
Location	Marquette, MI
Job Name	South Eagle
Job Number	34101340
Well/Boring Number	SB-625
Date of Abandonment	10/03/06
Reason for Abandonment	Test Boring
Abandonment Done By	M. White

Hole Type:	☐ *Monitoring Well*	☒ *Drillhole*	☐ *Pumping Well*
Construction Type:	☒ *Drilled*	☐ *Driven*	☐ *Other* _____
Formation Type:	☒ *Unconsolidated*	☐ *Bedrock*	
Sealing Method:	☒ *Gravity*	☐ *Pumped*	☐ *Other* _____
Sealing Materials:	☒ *Bentonite Chips*	☐ *Bentonite Grout*	☐ *Other* _____

Sealing Material	From (ft)	To (ft)	Quantity	Gallon(s) Bag(s)
Bentonite Chips	*Surface*	24	4.00	Bag(s)

Well Information ONLY

All measurements are from top of casing

				Yes	*No*
Total Well Depth	*Ft.*		Screen Removed		
Casing Diameter	*In.*		Overdrilled		
Casing Depth	*Ft.*		Casing Left in Place		
Depth to Water	*Ft.*		Casing Cut Below Surface		

Comments: _____

C-3

Geotechnical Soil Reports

MILLER
ENGINEERS
SCIENTISTS
An Employee-Owned Company

December 5, 2006

06-1-17097 30-500

Janis Kesy
Foth & Van Dyke
2737 S. Ridge Road
Green Bay, WI 54307

Subject: **KEMC Eagle South Soil Physical Test Progress Results**

Dear Ms. Kesy:

Attached are the results of all grain size analyses requested. The several specific gravity test results are reported on the respective grain size plots. Also attached is a summary table of all samples submitted to date on this project, indicating the competed tests.

We did not perform hydrometer analysis on those samples with less than 15% passing the #200 sieve, which saved some cost. Also, no Atterbergs were performed because none of the samples had significant plasticity. However, we did perform moisture content and complete visual descriptions on all samples, as that can be quite useful.

Since the gradations on each of the three-bucket samples were identical, we are proceeding with Standard and Modified Proctors on a composite of the buckets, as John Starke and Roger recently discussed. Since the tailings have no plasticity, unconfined compression tests are not possible and direct shear tests will reliably define the material's "internal angle of friction" as a function of density. The consolidation tests will be performed in conjunction with the direct shear testing, which we are working on this week along with the permeability tests. The materials will not hold together enough to load into flex wall permeameters and are also too pervious for that method, so we will measure hydraulic conductivity of the Shelby tube samples by "falling head" method.

In the meantime, please call if you have any questions or other instructions.

Sincerely,

MILLER ENGINEERS & SCIENTISTS

Stacy L. Neerhof, M.S.
Biologist

Roger G. Miller, P.E.
Chairman

SLN/kll
cc: John Starke (Letter Only)

Attachments: Test Results

If enclosures are not as noted, please notify us immediately.

I:\DATA\2006\17000\1-17097 Foth & Van Dyke\30-500\LOT grain size and sp. gravity results.doc

5308 South 12th Street Sheboygan, WI 53081-8099 Phone (920) 458-6164 Fax: (920) 458-0369
www.startwithmiller.com

Lab ID	Sample Nam	Sample Depth (ft	Sample Typ	Moisture Conten	Visual Descriptio	Washed Siev	ASTM D422 Hydrometer/Sie	ASTM D698 Standard Procto	ASTM D1557 Modified Proct	ASTM D3080 Direct Shea	ASTM D2166 Unconfined	ASTM D4318 Atterberg Limit	ASTM D2435 Consolid	ASTM D5084 Flex Wall Perm	ASTM D4767 Tri-Axia	ASTM D854 Specific Gravity
SH2434	KMW-1	4-15	Bag	X	X		X									
SH2435	KMW-2	14-17	Bag	X	X	X										
SH2436	KMW-2	17-18	Bag	X	X		X									
SH2437	KMW-3	24-29	Bag	X	X	X										
SH2438	KMW-3	29-32	Bag	X	X	X										
SH2439	KMW-4P	34-39	Bag	X	X	X										
SH2440	KMW-4P	40-41	Bag	X	X		X									
SH2441	KMW-5	45-49	Bag	X	X		X									
SH2442	KMW-6A	36-46	Bag	X	X	X										
SH2443	KMW-7	24-29	Bag	X	X	X										
SH2444	KMW-9	24-29	Bag	X	X	X										
SH2445	KMW-9P	52-57	Bag	X	X	X										
SH2446	KSB-9	10-12	Tube													
SH2447	KSB-9	14-16	Tube													
SH2448	MW-601	9-11	Bag	X	X		X									
SH2449	MW-602	11-21	Bag	X	X	X										
SH2450	MW-603	14-21	Bag	X	X		X									
SH2451	MW-604	9-11	Bag	X	X		X									
SH2452	MW-605	8-9	Bag	X	X	X										
SH2453	MW-606	14-16	Bag	X	X		X									
SH2454	P-602	44-46	Bag	X	X		X									
SH2455	P-604	19-26	Bag	X	X	X										
SH2456	SB-607	6-7.1	Tube													
SH2457	SB-607	7.2-7.5	Bag	X	X		X									
SH2458	SB-611	14-16	Bag	X	X		X									
SH2459	SB-616	24-29	Bag	X	X	X										
SH2460	SB-625	14-19	Bag	X	X		X									
SH2461	SB-625	9-14	Bag	X	X		X									
SH2462	SB-629	9-11	Tube													
SH2463	T-1	none	Bucket	X	X	X										X
SH2464	T-2	none	Bucket	X	X	X										X
SH2465	T-3	none	Bucket	X	X	X										X
Total Number of Analyses				28	28	15	13									3

Table Updated 12/5/06

Test Requested on Chain of Custody

X Test Results Transmitted on 12/05/06

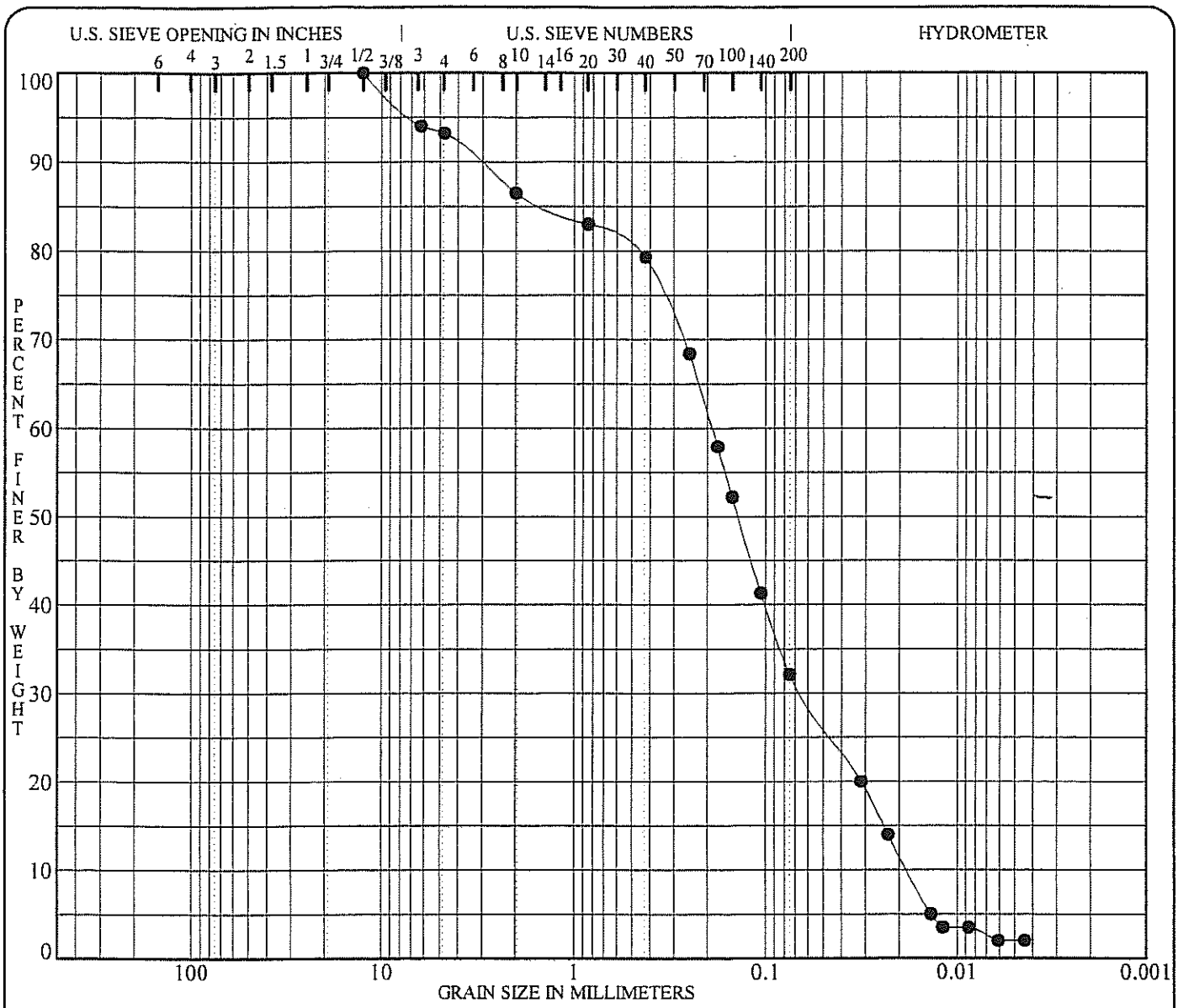

COBBLES	GRAVEL		SAND			SILT OR CLAY
	coarse	fine	coarse	medium	fine	

Specimen Identification	Classification	MC%	LL	PL	PI	Cc	Cu
● KMW-1 (4'-15')	SILTY SAND (SM) color-7.5YR3/3					1.20	10.5
LAB ID: SH2434	(dark brown)						

Specimen Identification	D100	D60	D30	D10	%Gravel	%Sand	%Silt	%Clay
● KMW-1 (4'-15')	12.50	0.19	0.065	0.0182	6.8	61.1	32.1	

CLIENT : Foth & Van Dyke
PROJECT: KEMC Eagle South

JOB NO.: 06-1-17097
TEST DATE: 12/1/06

MILLER ENGINEERS SCIENTISTS

GRAIN SIZE ANALYSIS
ASTM D422

SOURCE:
SAMPLED BY: Foth & VanDyke
TESTED BY: SLN
REVIEWED BY: RGM

GRAFSIEV EAGLE SOUTH GINT.GPJ MLLR_ENG.GDT 12/1/06 11:33

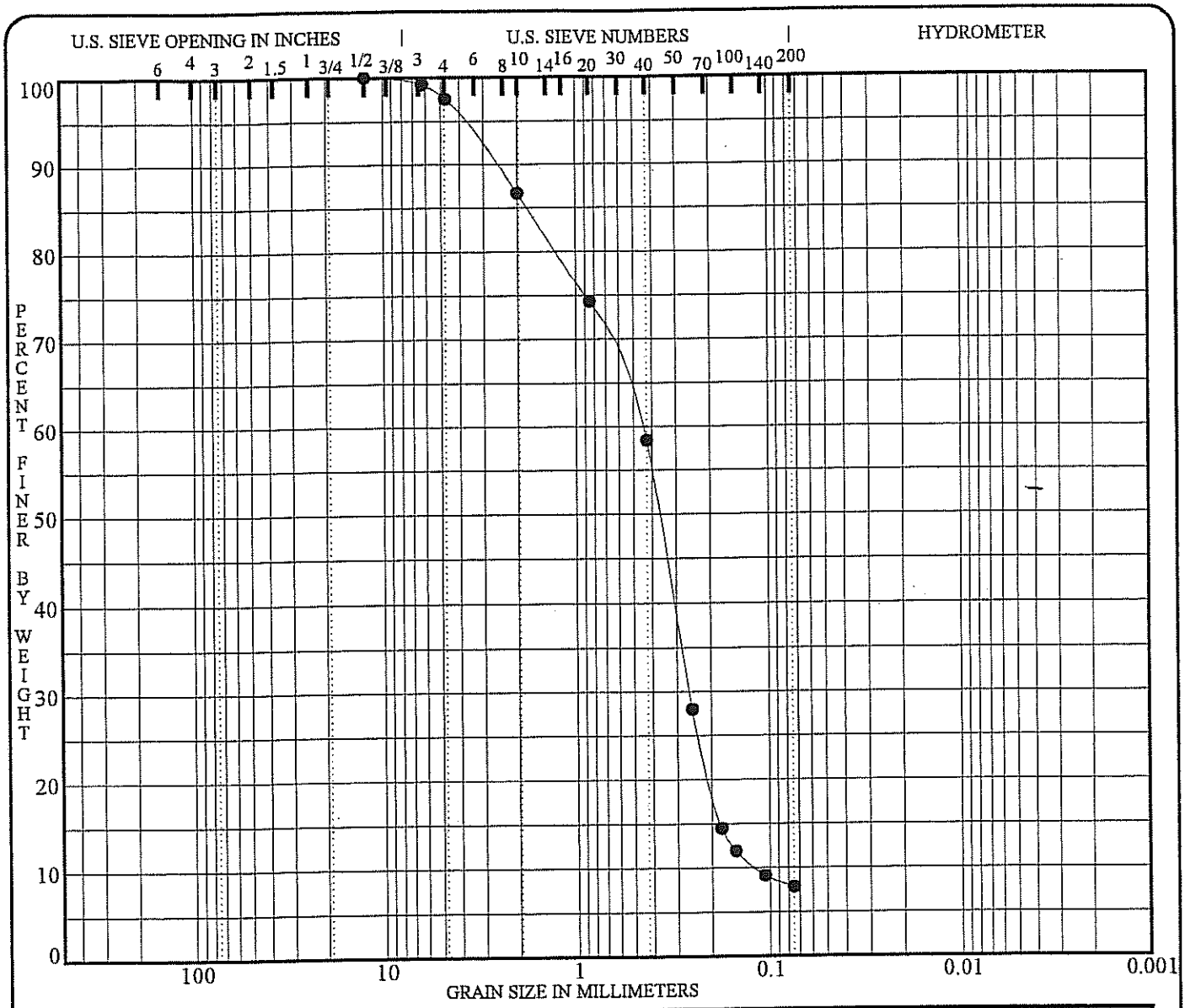

COBBLES	GRAVEL		SAND			SILT OR CLAY
	coarse	fine	coarse	medium	fine	

Specimen Identification	Classification	MC%	LL	PL	PI	Cc	Cu
● KMW-2 (14'-17')	POORLY GRADED SAND with SILT (SP-SM)					1.24	3.8
LAB ID: SH2435	color–10YR3/4						
	(dark yellowish brown)						

Specimen Identification	D100	D60	D30	D10	%Gravel	%Sand	%Silt	%Clay
● KMW-2 (14'-17')	12.50	0.46	0.259	0.1185	2.5	89.7	7.8	

CLIENT : Foth & Van Dyke
PROJECT: KEMC Eagle South

JOB NO.: 06-1-17097
TEST DATE: 12/1/06
SOURCE:
SAMPLED BY: Foth& VanDyke
TESTED BY: SLN
REVIEWED BY: RGM

MILLER ENGINEERS SCIENTISTS

GRAIN SIZE ANALYSIS
ASTM D422

GRAFSIEV EAGLE SOUTH GINT.GPJ MLLR_ENG.GDT 12/1/06 12:51

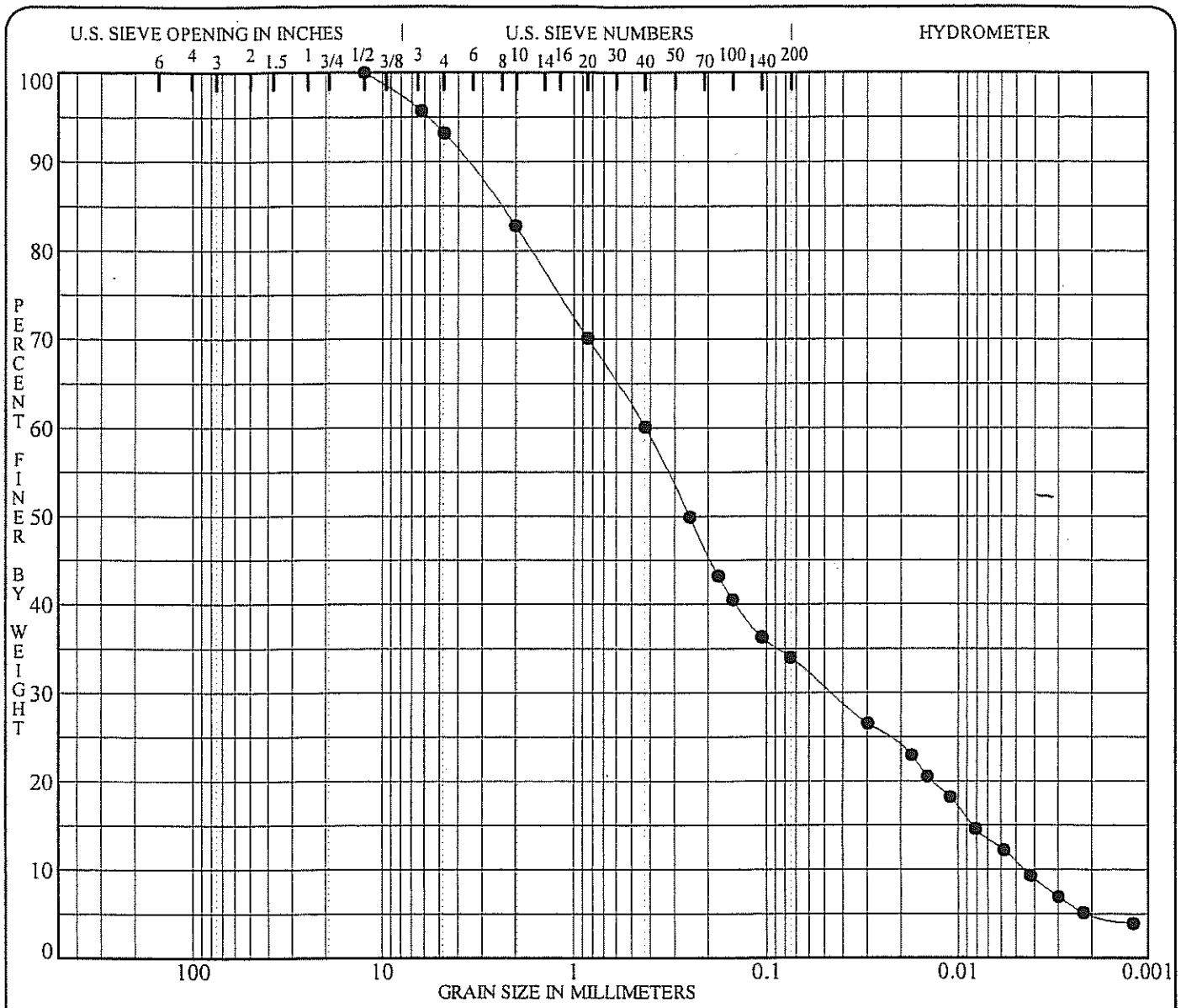

COBBLES	GRAVEL		SAND			SILT OR CLAY
	coarse	fine	coarse	medium	fine	

Specimen Identification	Classification	MC%	LL	PL	PI	Cc	Cu
● **KMW-2 (17'-18')**	**SILTY SAND (SM) color-2.5Y3/2**					**1.09**	**93.1**
LAB ID: **SH2436**	(very dark grayish brown)						

Specimen Identification	D100	D60	D30	D10	%Gravel	%Sand	%Silt	%Clay
● **KMW-2 (17'-18')**	**12.50**	**0.42**	**0.046**	**0.0045**	**6.8**	**59.2**	**34**	

CLIENT : **Foth & Van Dyke**
PROJECT: **KEMC Eagle South**

JOB NO.: **06-1-17097**
TEST DATE: **12/1/06**

MILLER ENGINEERS SCIENTISTS

GRAIN SIZE ANALYSIS
ASTM D422

SOURCE:
SAMPLED BY: **Foth & VanDyke**
TESTED BY: **SLN**
REVIEWED BY: **RGM**

GRAFSIEV EAGLE SOUTH GINT.GPJ MLLR ENG.GDT 12/1/06 11:33

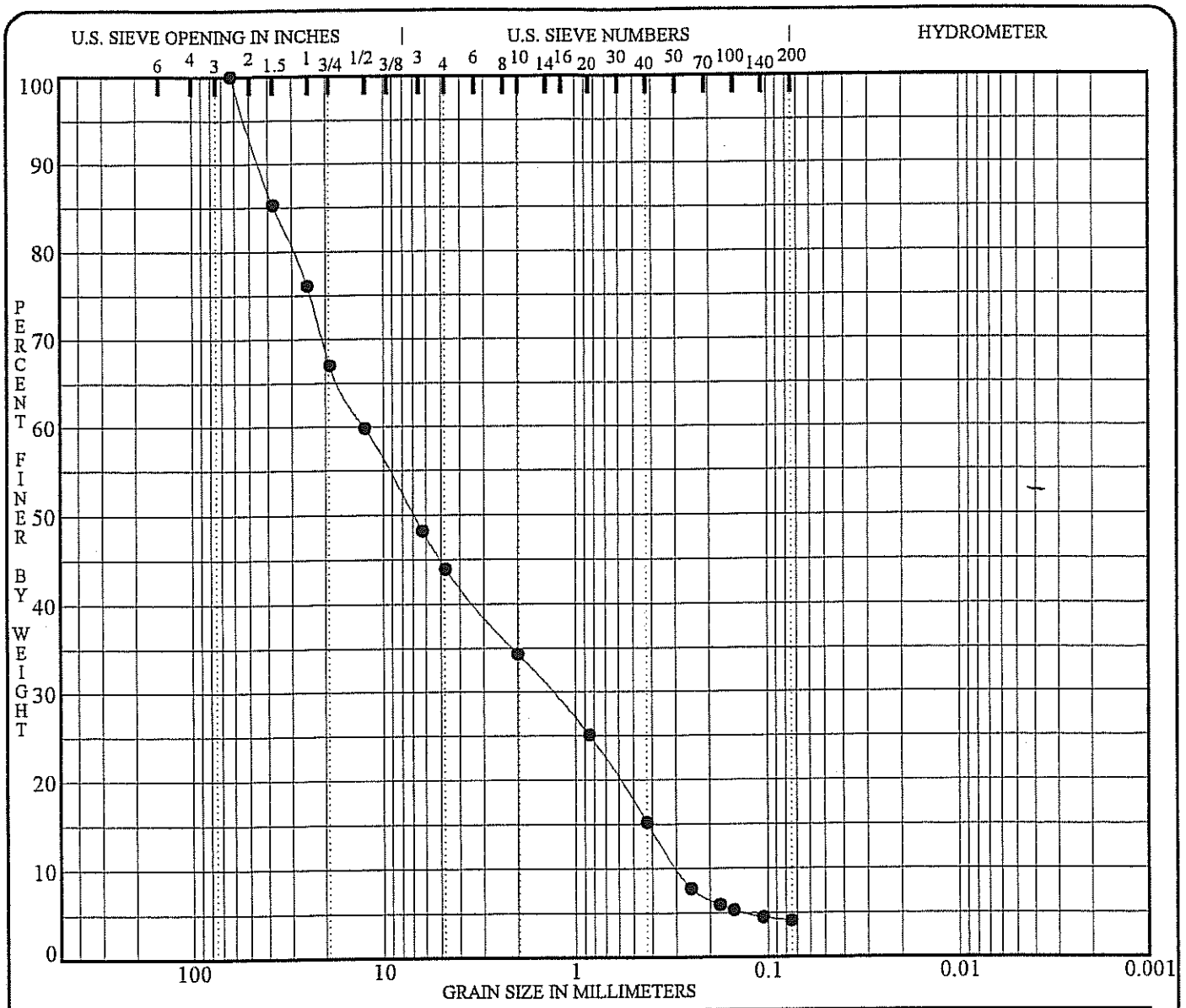

COBBLES	GRAVEL		SAND			SILT OR CLAY
	coarse	fine	coarse	medium	fine	

	Specimen Identification	Classification	MC%	LL	PL	PI	Cc	Cu
●	KMW-3 (24'-29')	POORLY GRADED GRAVEL with SAND(GP)					0.48	43.0
	LAB ID: SH2437	color-7.5YR2.5/2						
		(very dark brown)						

	Specimen Identification	D100	D60	D30	D10	%Gravel	%Sand	%Silt	%Clay
●	KMW-3 (24'-29')	62.50	12.65	1.341	0.2942	56.1	39.8	4.1	

CLIENT : Foth & Van Dyke
PROJECT: KEMC Eagle South

JOB NO.: 06-1-17097
TEST DATE: 12/1/06

MILLER
ENGINEERS
SCIENTISTS

GRAIN SIZE ANALYSIS
ASTM D422

SOURCE:
SAMPLED BY: Foth & VanDyke
TESTED BY: SLN
REVIEWED BY: RGM

GRAFSIEV EAGLE SOUTH GINT.GPJ MLLR_ENG.GDT 12/1/06 12:51

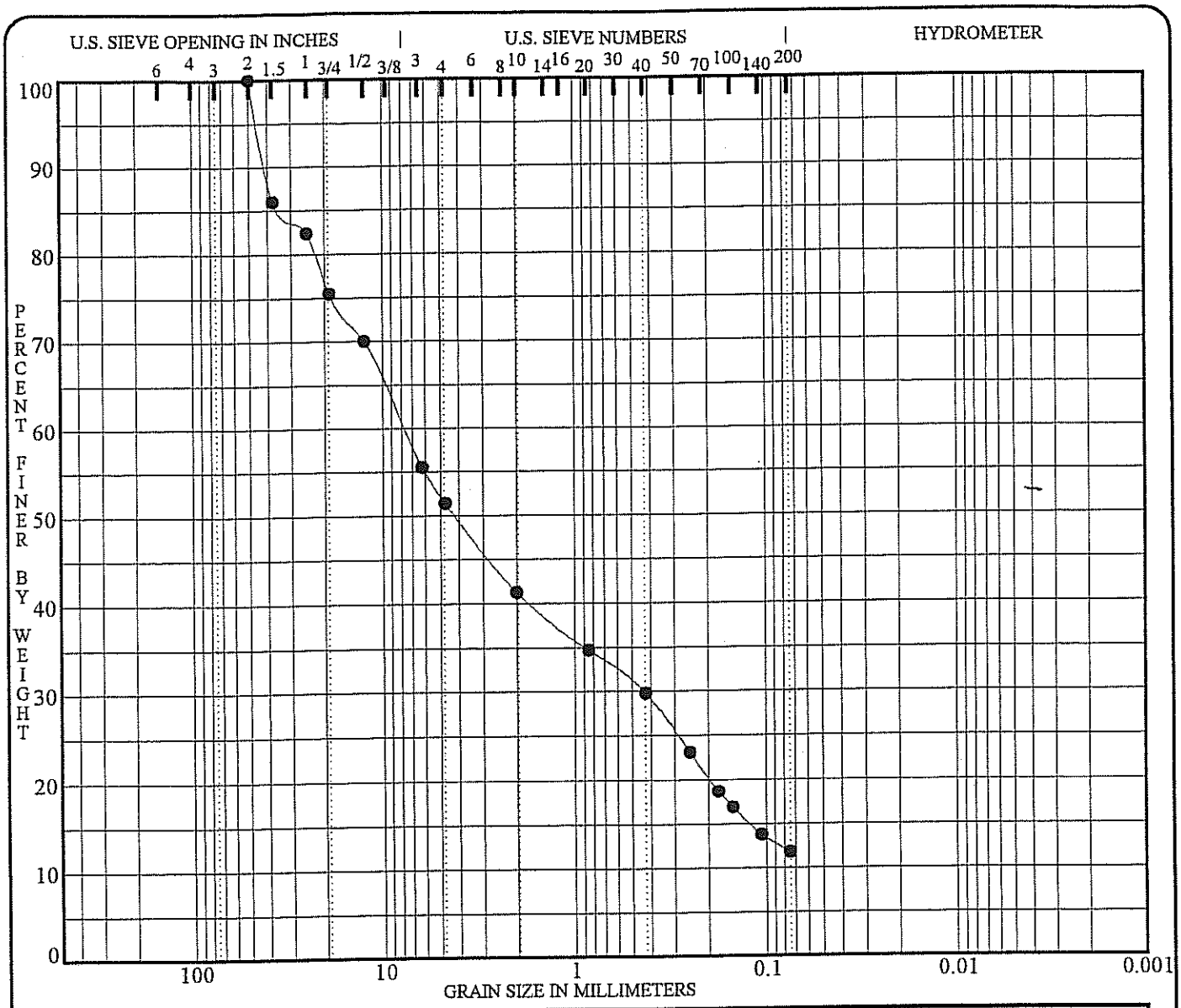

COBBLES	GRAVEL		SAND			SILT OR CLAY
	coarse	fine	coarse	medium	fine	

Specimen Identification	Classification	MC%	LL	PL	PI	Cc	Cu
● KMW-3 (29'-32')	POORLY GRADED GRAVEL with SILT & SAND					0.45	141.1
LAB ID: SH2438	[GP-GM] color-7.5YR2.5/2						
	(very dark brown)						

Specimen Identification	D100	D60	D30	D10	%Gravel	%Sand	%Silt	%Clay
● KMW-3 (29'-32')	50.00	7.75	0.437		48.6	39.6	11.8	

CLIENT : Foth & Van Dyke
PROJECT: KEMC Eagle South

JOB NO.: 06-1-17097
TEST DATE: 12/1/06
SOURCE:
SAMPLED BY: Foth & VanDyke
TESTED BY: SLN
REVIEWED BY: RGM

MILLER ENGINEERS SCIENTISTS

GRAIN SIZE ANALYSIS
ASTM D422

GRAFSIEV EAGLE SOUTH GINT.GPJ MLLR ENG.GDT 12/1/06 12:51

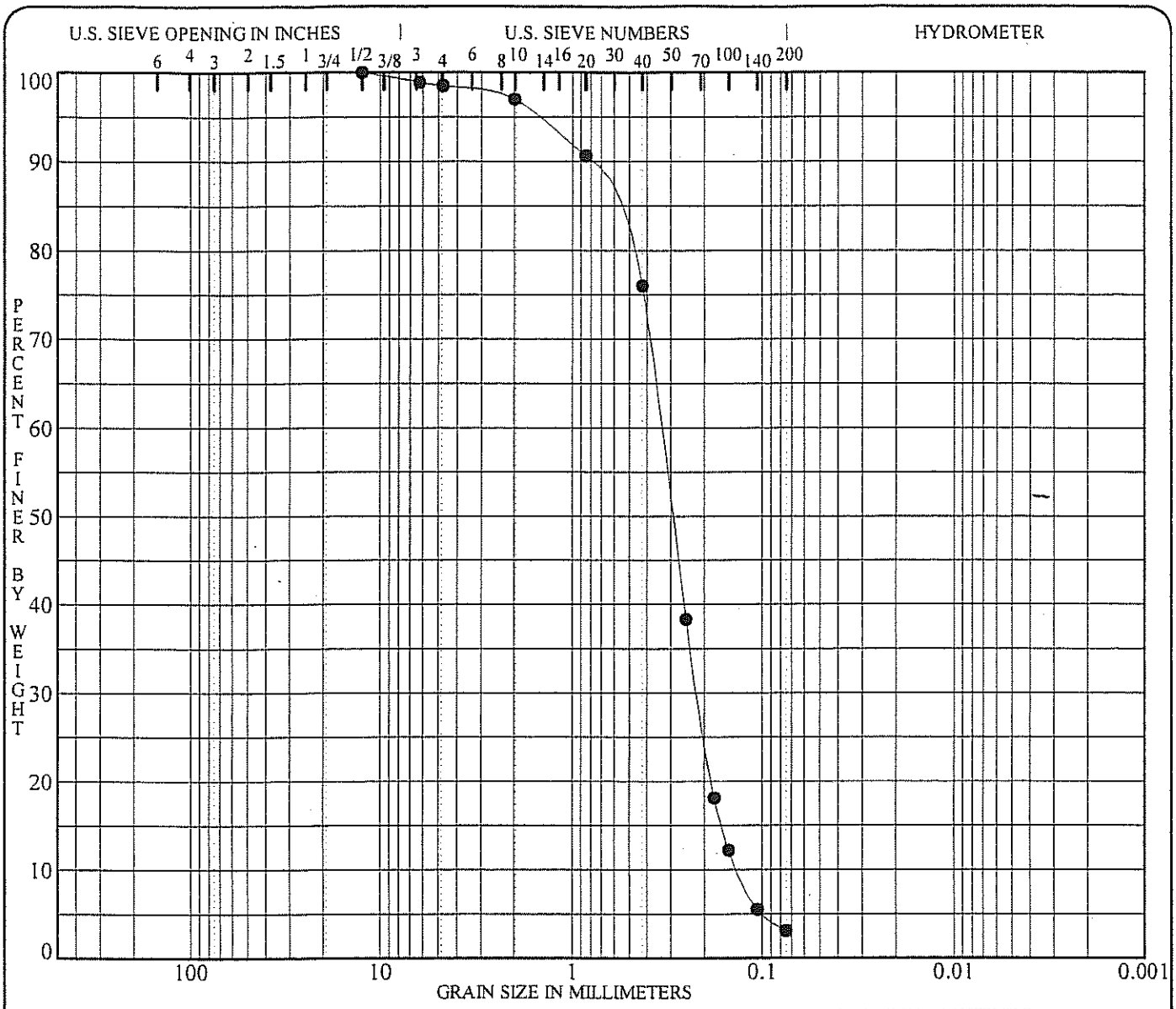

COBBLES	GRAVEL		SAND			SILT OR CLAY
	coarse	fine	coarse	medium	fine	

Specimen Identification	Classification	MC%	LL	PL	PI	Cc	Cu
● KMW-4P (34'-39')	POORLY GRADED SAND(SP) color-10YR4/4					1.04	2.5
LAB ID: SH2439	(dark yellowish brown)						

Specimen Identification	D100	D60	D30	D10	%Gravel	%Sand	%Silt	%Clay
● KMW-4P (34'-39')	12.50	0.34	0.217	0.1338	1.5	95.4	3.1	

CLIENT : Foth & Van Dyke
PROJECT: KEMC Eagle South

JOB NO.: 06-1-17097
TEST DATE: 12/1/06

MILLER ENGINEERS SCIENTISTS

GRAIN SIZE ANALYSIS
ASTM D422

SOURCE:
SAMPLED BY: Foth & VanDyke
TESTED BY: SLN
REVIEWED BY: RGM

GRAFSIEV EAGLE SOUTH GINT.GPJ MLLR_ENG.GDT 12/1/06 11:34

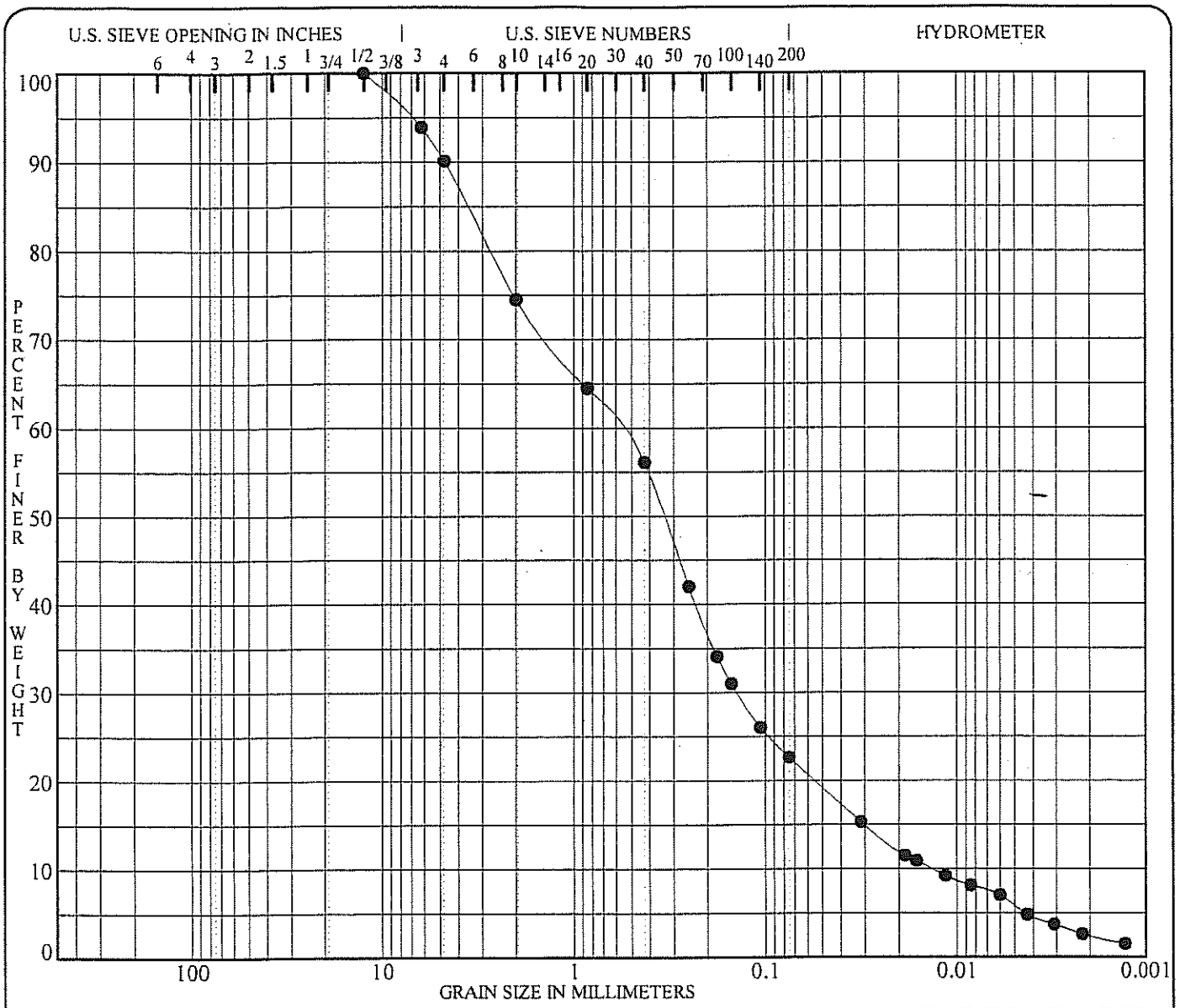

COBBLES	GRAVEL		SAND			SILT OR CLAY
	coarse	fine	coarse	medium	fine	

Specimen Identification	Classification	MC%	LL	PL	PI	Cc	Cu
● KMW-4P (40'-41')	SILTY SAND (SM) color-10YR4/1					2.47	43.4
LAB ID: SH2440	(dark gray)						

Specimen Identification	D100	D60	D30	D10	%Gravel	%Sand	%Silt	%Clay
● KMW-4P (40'-41')	12.50	0.59	0.140	0.0135	9.9	67.5	22.6	

CLIENT : Foth & Van Dyke
PROJECT: KEMC Eagle South

JOB NO.: 06-1-17097
TEST DATE: 12/1/06

MILLER ENGINEERS SCIENTISTS

GRAIN SIZE ANALYSIS
ASTM D422

SOURCE:
SAMPLED BY: Foth & VanDyke
TESTED BY: SLN
REVIEWED BY: RGM

GRAFSIEV EAGLE SOUTH GINT.GPJ MLLR_ENG.GDT 12/1/06 11:34

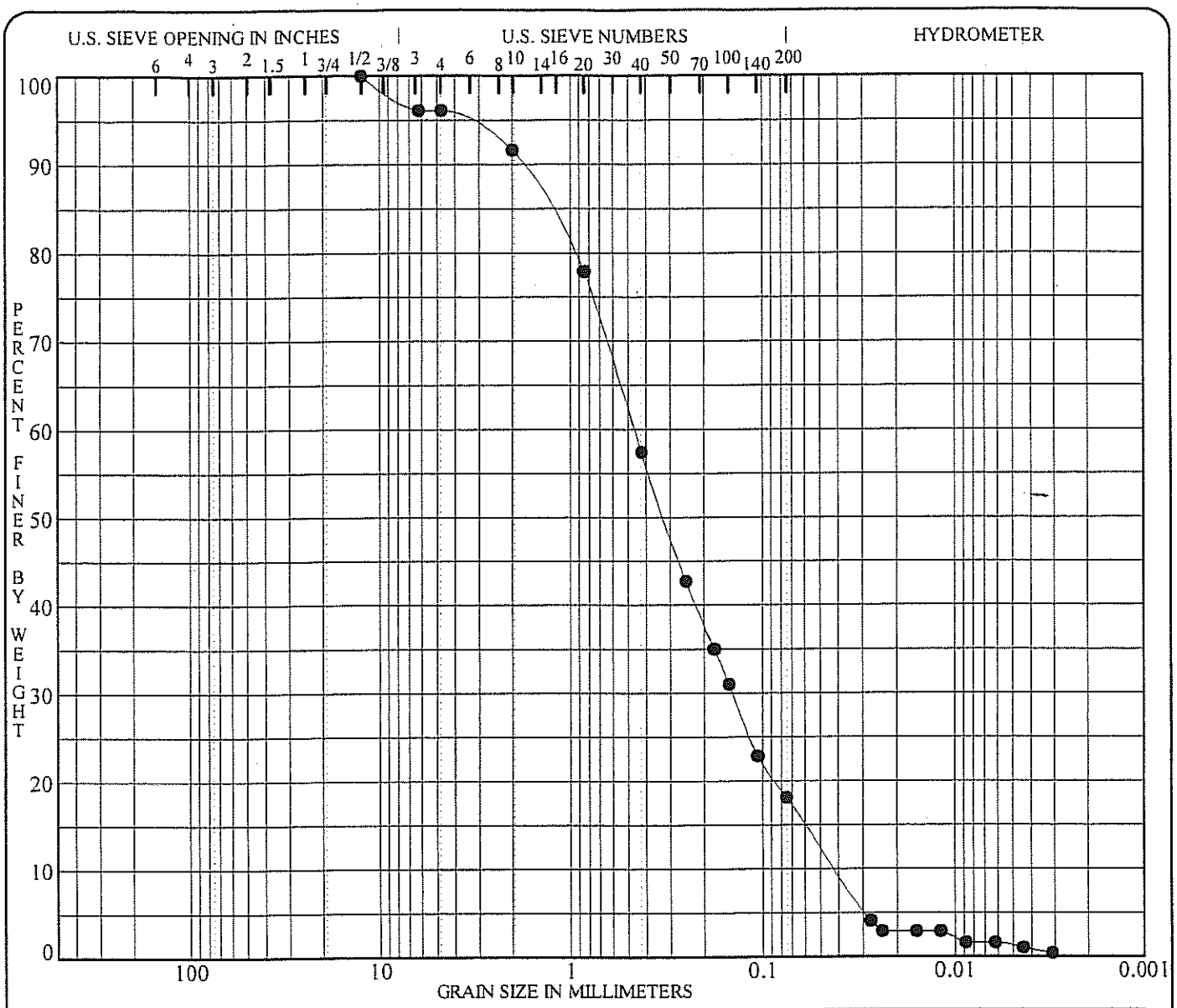

COBBLES	GRAVEL		SAND			SILT OR CLAY
	coarse	fine	coarse	medium	fine	

	Specimen Identification	Classification	MC%	LL	PL	PI	Cc	Cu
●	**KMW-5 (45'-49')**	**SILTY SAND (SM) color-10R2.5/2**					**1.06**	**11.1**
	LAB ID: **SH2441**	(very dusky red)						

	Specimen Identification	D100	D60	D30	D10	%Gravel	%Sand	%Silt	%Clay
●	**KMW-5 (45'-49')**	**12.50**	**0.46**	**0.144**	**0.0419**	**3.9**	**78.0**	**18.1**	

CLIENT : **Foth & Van Dyke**
PROJECT: **KEMC Eagle South**

JOB NO.: **06-1-17097**
TEST DATE: **12/1/06**

MILLER
ENGINEERS
SCIENTISTS

GRAIN SIZE ANALYSIS
ASTM D422

SOURCE:
SAMPLED BY: **Foth & VanDyke**
TESTED BY: **SLN**
REVIEWED BY: **RGM**

GRAFSIEV EAGLE SOUTH GINT.GPJ MILLR_ENG.GDT 12/1/06 11:34

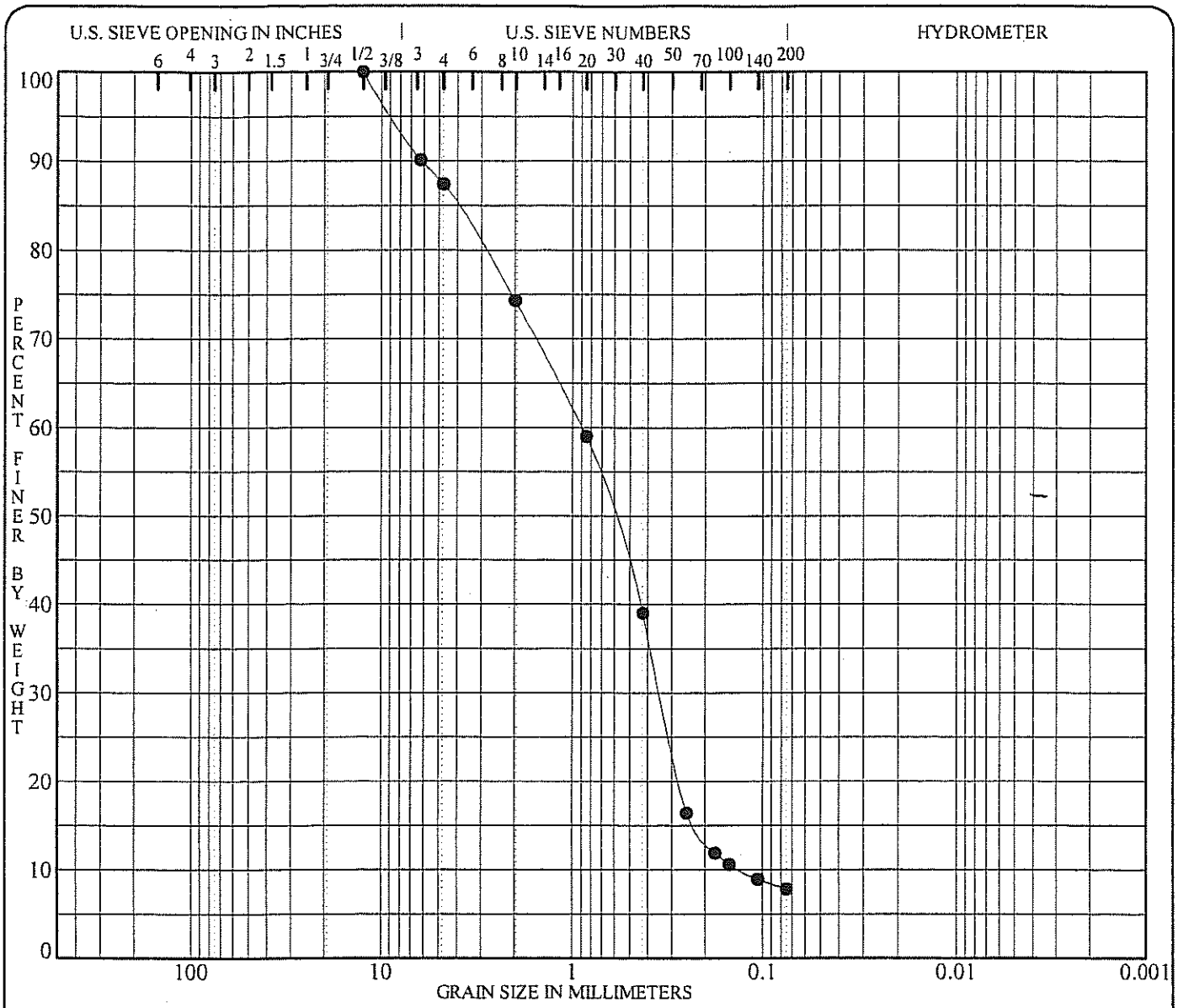

COBBLES	GRAVEL		SAND			SILT OR CLAY
	coarse	fine	coarse	medium	fine	

Specimen Identification	Classification	MC%	LL	PL	PI	Cc	Cu
● KMW-6A (36'-46')	WELL GRADED SAND with SILT (SW-SM)					0.99	6.8
LAB ID: SH2442	color-7.5YR2.5/2						
	(very dark brown)						

Specimen Identification	D100	D60	D30	D10	%Gravel	%Sand	%Silt	%Clay
● KMW-6A (36'-46')	12.50	0.90	0.344	0.1327	12.6	79.6	7.8	

CLIENT: Foth & Van Dyke
PROJECT: KEMC Eagle South

JOB NO.: 06-1-17097
TEST DATE: 12/1/06

MILLER ENGINEERS SCIENTISTS

GRAIN SIZE ANALYSIS
ASTM D422

SOURCE:
SAMPLED BY: Foth & VanDyke
TESTED BY: SLN
REVIEWED BY: RGM

GRAFSIEV EAGLE SOUTH GINT.GPJ MLLR_ENG.GDT 12/1/06 11:34

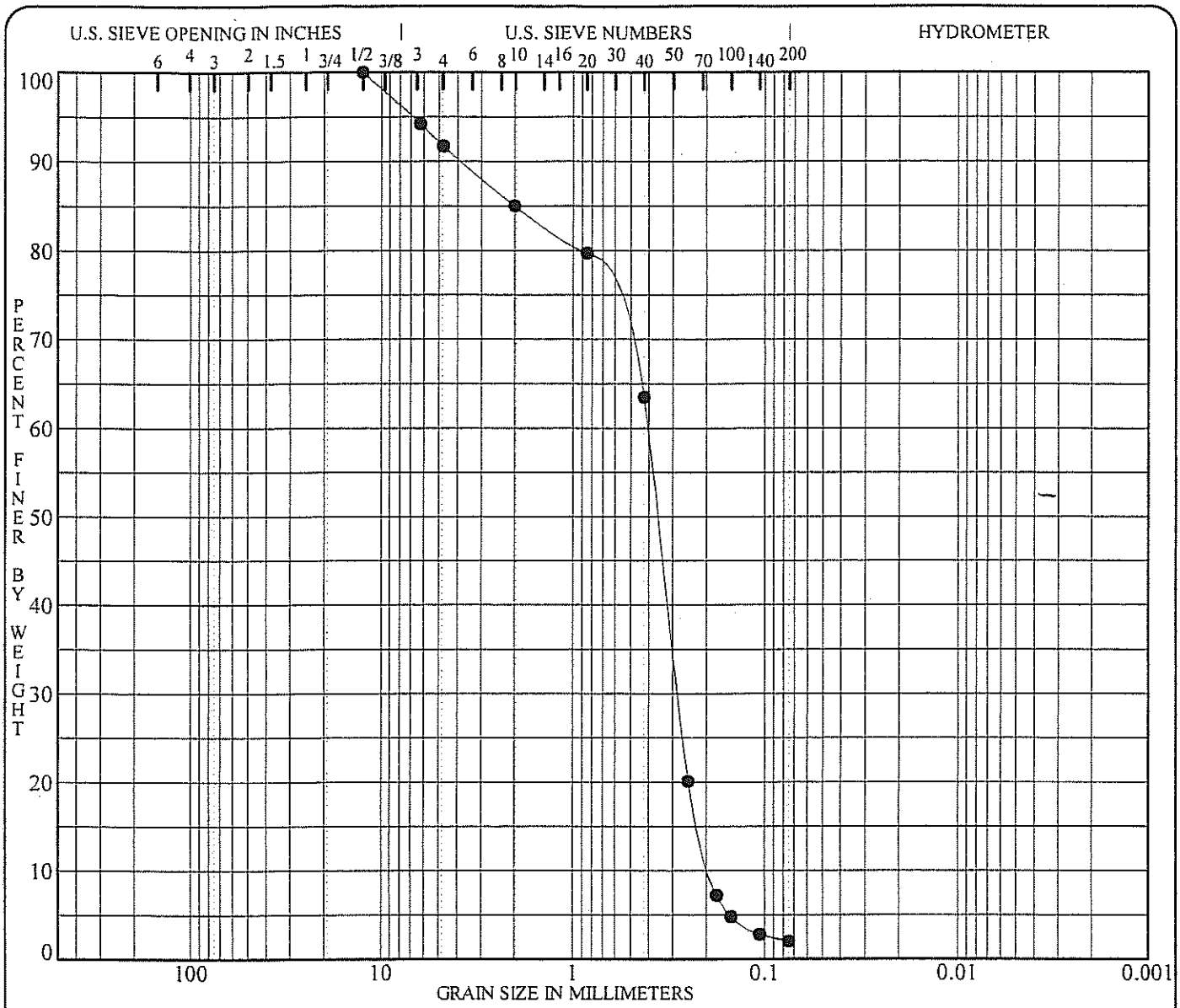

COBBLES	GRAVEL		SAND			SILT OR CLAY
	coarse	fine	coarse	medium	fine	

Specimen Identification	Classification	MC%	LL	PL	PI	Cc	Cu
● KMW-7 (24'-29')	POORLY GRADED SAND(SP) color-7.5YR3/4					1.02	2.1
LAB ID: SH2443	(dark brown)						

Specimen Identification	D100	D60	D30	D10	%Gravel	%Sand	%Silt	%Clay
● KMW-7 (24'-29')	12.50	0.41	0.282	0.1916	8.3	89.7	2.0	

CLIENT : Foth & Van Dyke
PROJECT: KEMC Eagle South

JOB NO.: 06-1-17097
TEST DATE: 12/1/06

MILLER ENGINEERS SCIENTISTS

GRAIN SIZE ANALYSIS
ASTM D422

SOURCE:
SAMPLED BY: Foth & VanDyke
TESTED BY: SLN
REVIEWED BY: RGM

GRAFSIEV EAGLE SOUTH GINT.GPJ MLLR_ENG.GDT 12/1/06 11:34

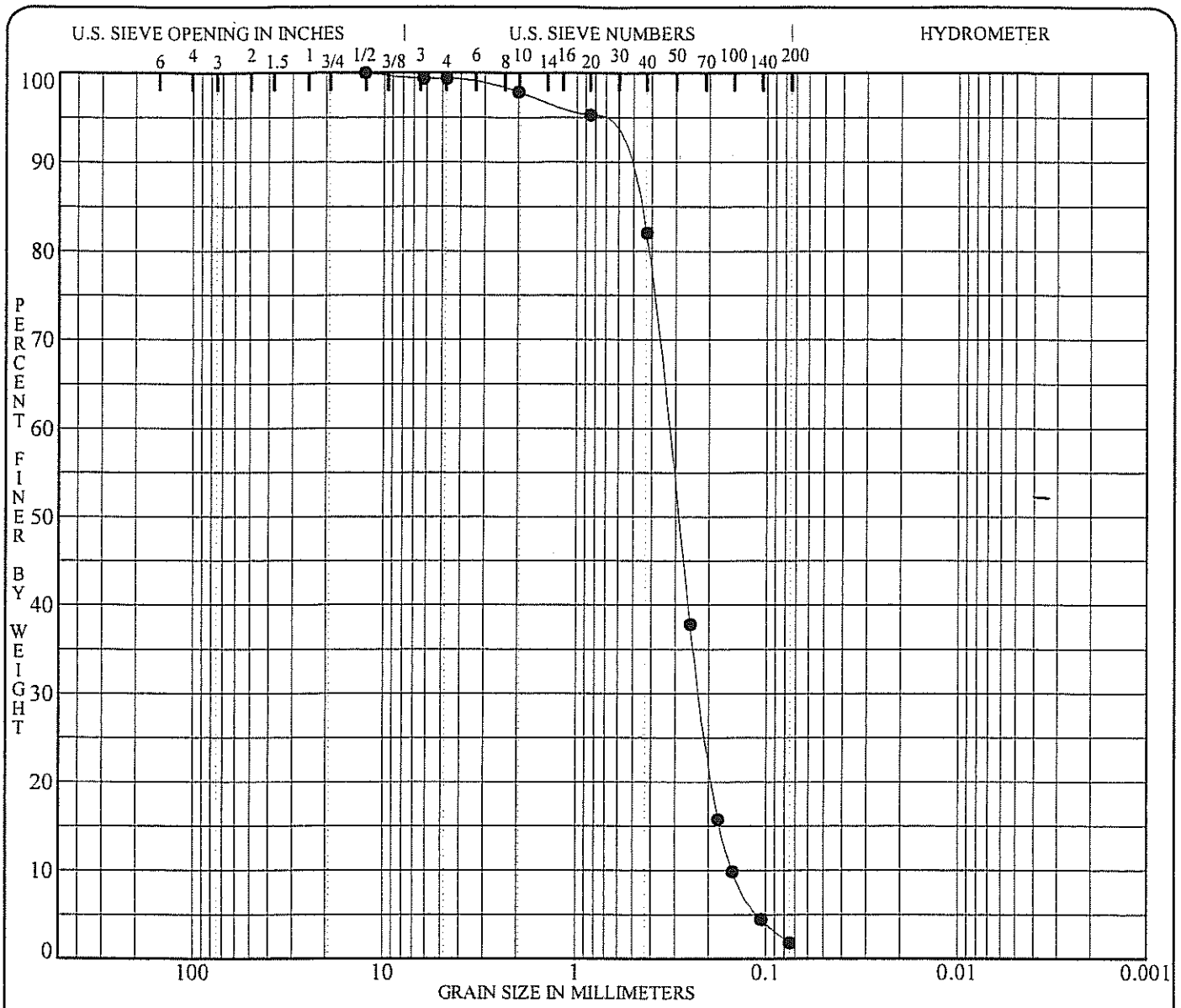

COBBLES	GRAVEL		SAND			SILT OR CLAY
	coarse	fine	coarse	medium	fine	

Specimen Identification	Classification	MC%	LL	PL	PI	Cc	Cu
● KMW-9 (24'-29')	POORLY GRADED SAND(SP) color-7.5YR3/3					1.00	2.2
LAB ID: SH2444	(dark brown)						

Specimen Identification	D100	D60	D30	D10	%Gravel	%Sand	%Silt	%Clay
● KMW-9 (24'-29')	12.50	0.33	0.222	0.1507	0.6	97.6	1.8	

CLIENT : Foth & Van Dyke
PROJECT: KEMC Eagle South

JOB NO.: 06-1-17097
TEST DATE: 12/1/06

MILLER ENGINEERS SCIENTISTS

GRAIN SIZE ANALYSIS
ASTM D422

SOURCE:
SAMPLED BY: Foth & VanDyke
TESTED BY: SLN
REVIEWED BY: RGM

GRAFSIEV EAGLE SOUTH GINT.GPJ MLLR_ENG.GDT 12/1/06 11:34

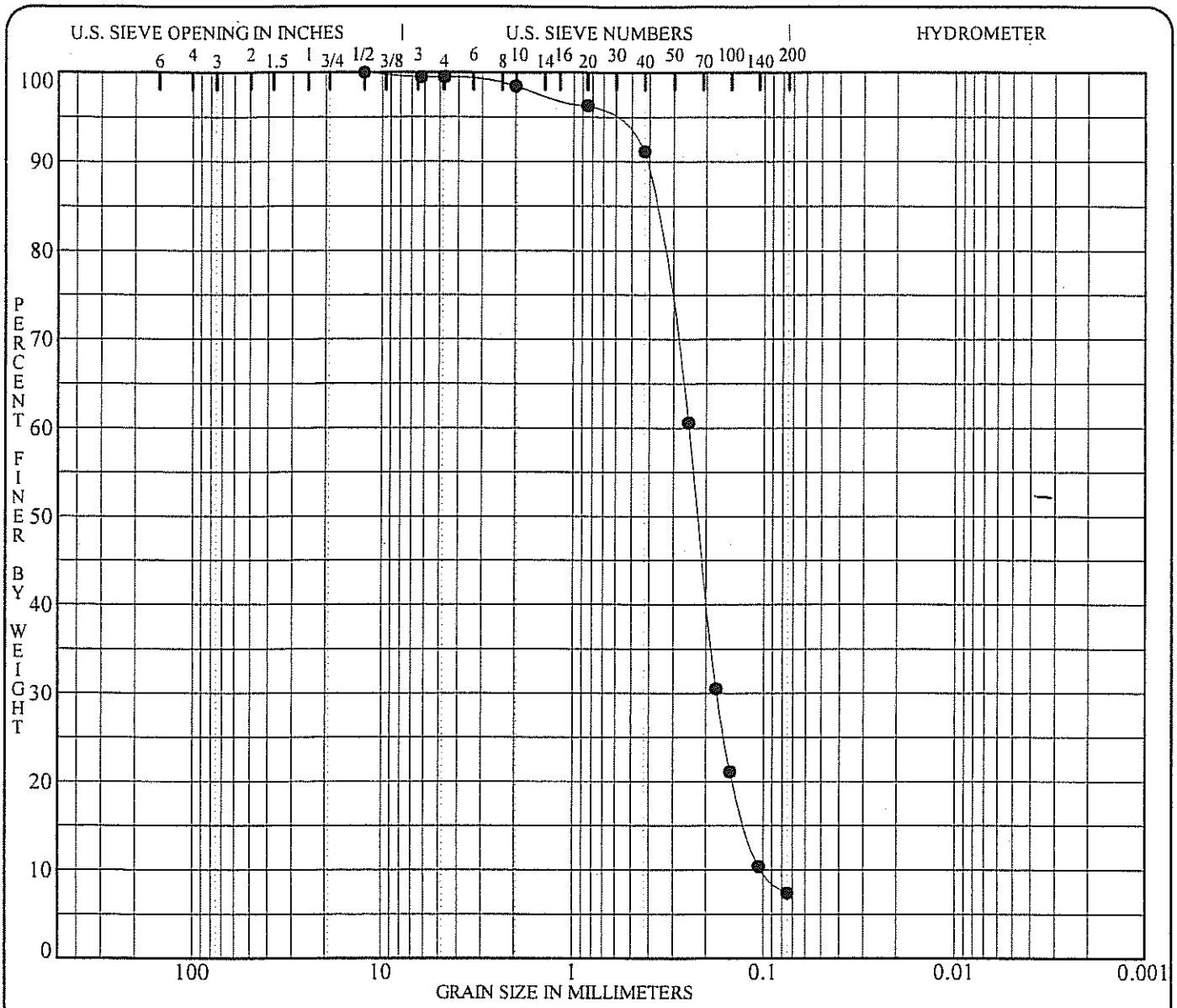

COBBLES	GRAVEL		SAND			SILT OR CLAY
	coarse	fine	coarse	medium	fine	

Specimen Identification	Classification	MC%	LL	PL	PI	Cc	Cu
● KMW-9P (52'-57')	POORLY GRADED SAND with SILT (SP-SM)					1.24	2.5
LAB ID: SH2445	color–7.5YR3/3						
	(dark brown)						

Specimen Identification	D100	D60	D30	D10	%Gravel	%Sand	%Silt	%Clay
● KMW-9P (52'-57')	12.50	0.25	0.176	0.1012	0.5	92.1	7.4	

CLIENT : Foth & Van Dyke
PROJECT: KEMC Eagle South

JOB NO.: 06-1-17097
TEST DATE: 12/1/06

MILLER ENGINEERS SCIENTISTS

GRAIN SIZE ANALYSIS
ASTM D422

SOURCE:
SAMPLED BY: Foth & VanDyke
TESTED BY: SLN
REVIEWED BY: RGM

GRAFSIEV EAGLE SOUTH GINT.GPJ MLLR_ENG.GDT 12/1/06 11:34

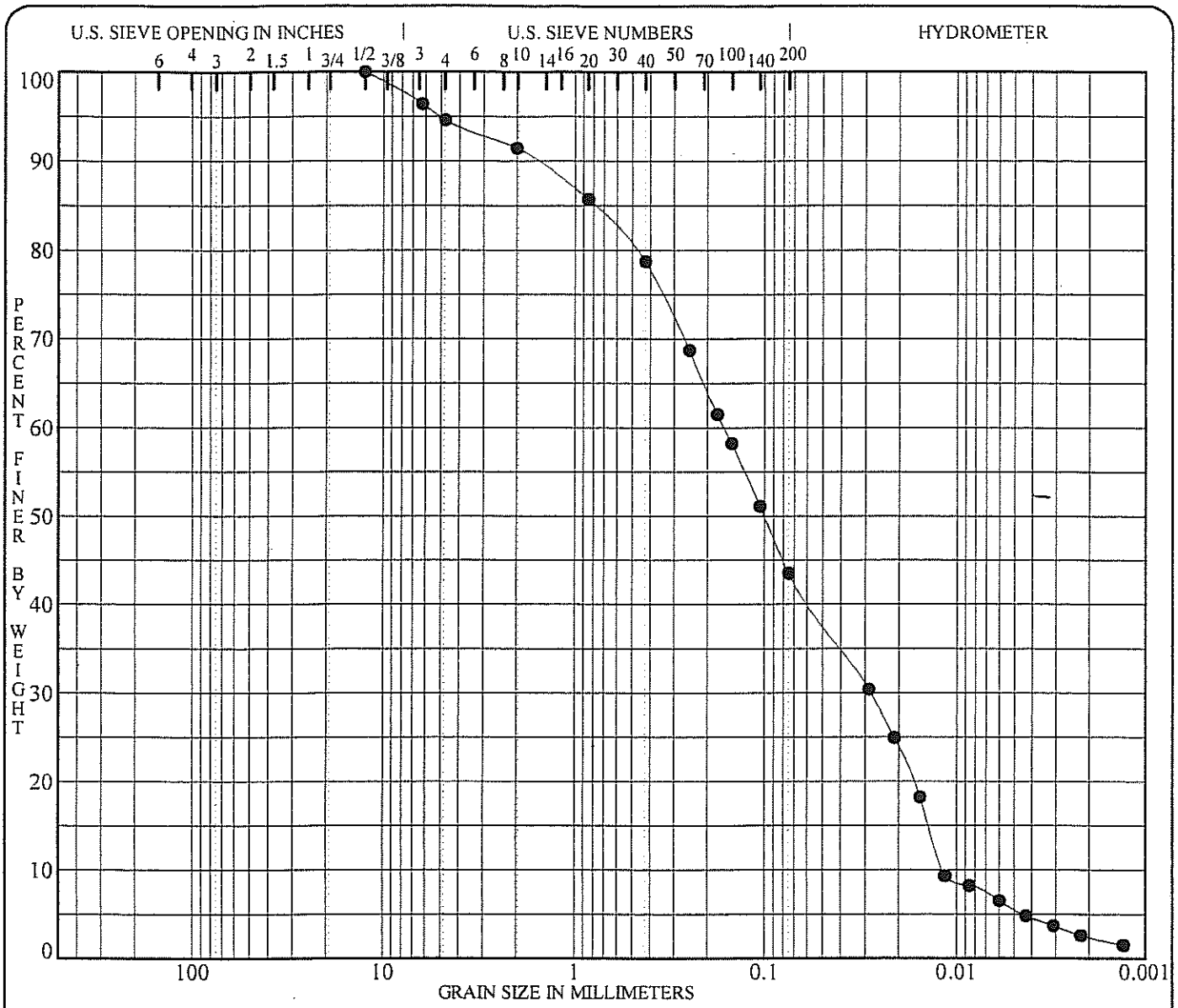

COBBLES	GRAVEL		SAND			SILT OR CLAY
	coarse	fine	coarse	medium	fine	

Specimen Identification	Classification	MC%	LL	PL	PI	Cc	Cu
● MW-601 (9'-11')	SILTY SAND (SM) color-10YR2/2					0.41	14.0
LAB ID: SH2448	(very dark brown)						

Specimen Identification	D100	D60	D30	D10	%Gravel	%Sand	%Silt	%Clay
● MW-601 (9'-11')	12.50	0.16	0.028	0.0118	5.4	51.1	43.5	

CLIENT : Foth & Van Dyke
PROJECT: KEMC Eagle South

JOB NO.: 06-1-17097
TEST DATE: 12/1/06

MILLER ENGINEERS SCIENTISTS

GRAIN SIZE ANALYSIS
ASTM D422

SOURCE:
SAMPLED BY: Foth & VanDyke
TESTED BY: SLN
REVIEWED BY: RGM

GRAFSIEV EAGLE SOUTH GINT.GPJ MLLR_ENG.GDT 12/1/06 11:34

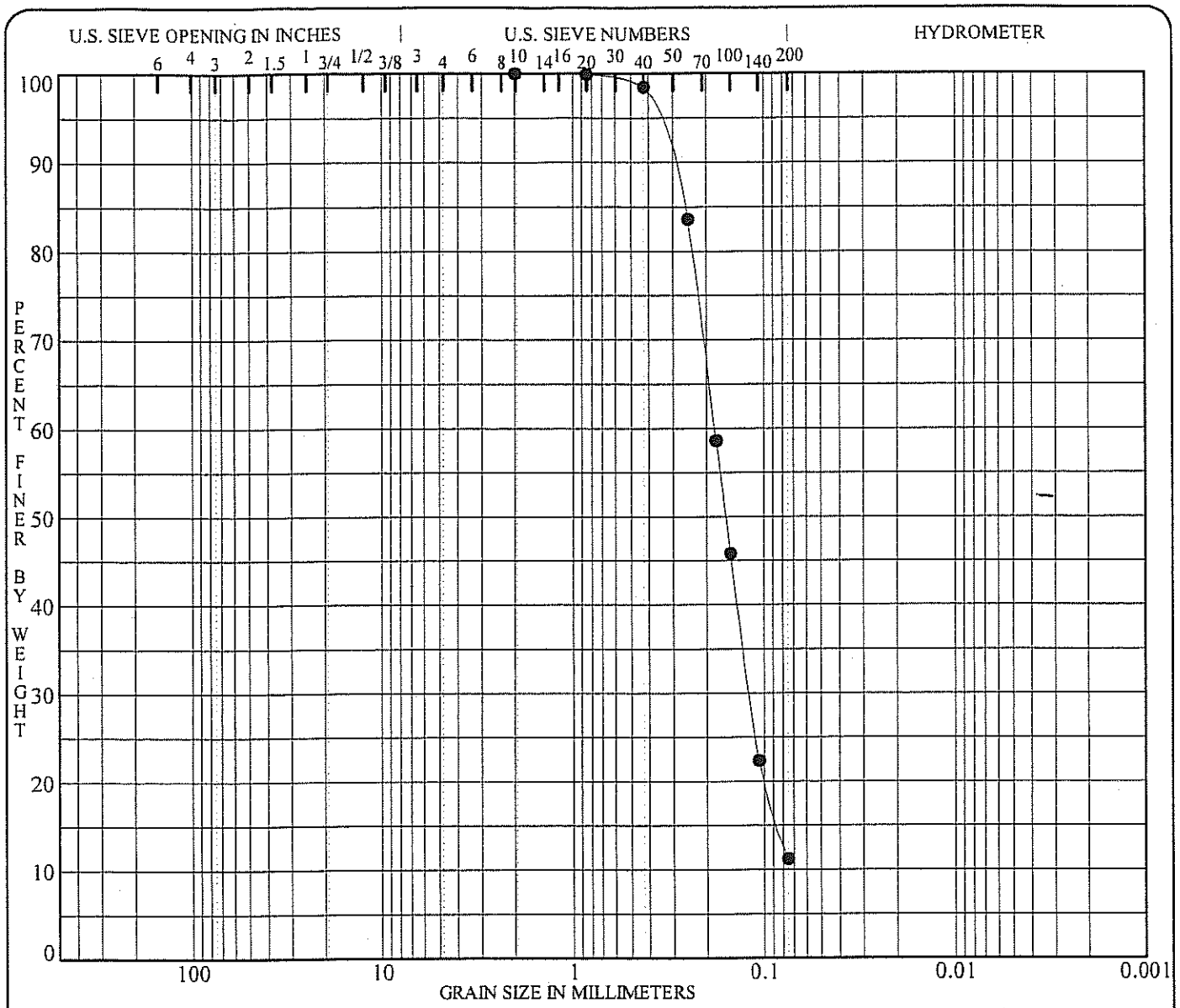

COBBLES	GRAVEL		SAND			SILT OR CLAY
	coarse	fine	coarse	medium	fine	

Specimen Identification	Classification	MC%	LL	PL	PI	Cc	Cu
● MW-602 (11'-21')	POORLY GRADED SAND with SILT (SP-SM)					1.08	2.5
LAB ID: SH2449	color-10YR2/1						
	(black)						

Specimen Identification	D100	D60	D30	D10	%Gravel	%Sand	%Silt	%Clay
● MW-602 (11'-21')	2.00	0.18	0.119		0.0	88.8	11.2	

CLIENT : Foth & Van Dyke
PROJECT: KEMC Eagle South

JOB NO.: 06-1-17097
TEST DATE: 12/1/06

MILLER ENGINEERS SCIENTISTS

GRAIN SIZE ANALYSIS
ASTM D422

SOURCE:
SAMPLED BY: Foth & VanDyke
TESTED BY: SLN
REVIEWED BY: RGM

GRAFSIEV EAGLE SOUTH GINT.GPJ MLLR_ENG.GDT 12/1/06 11:35

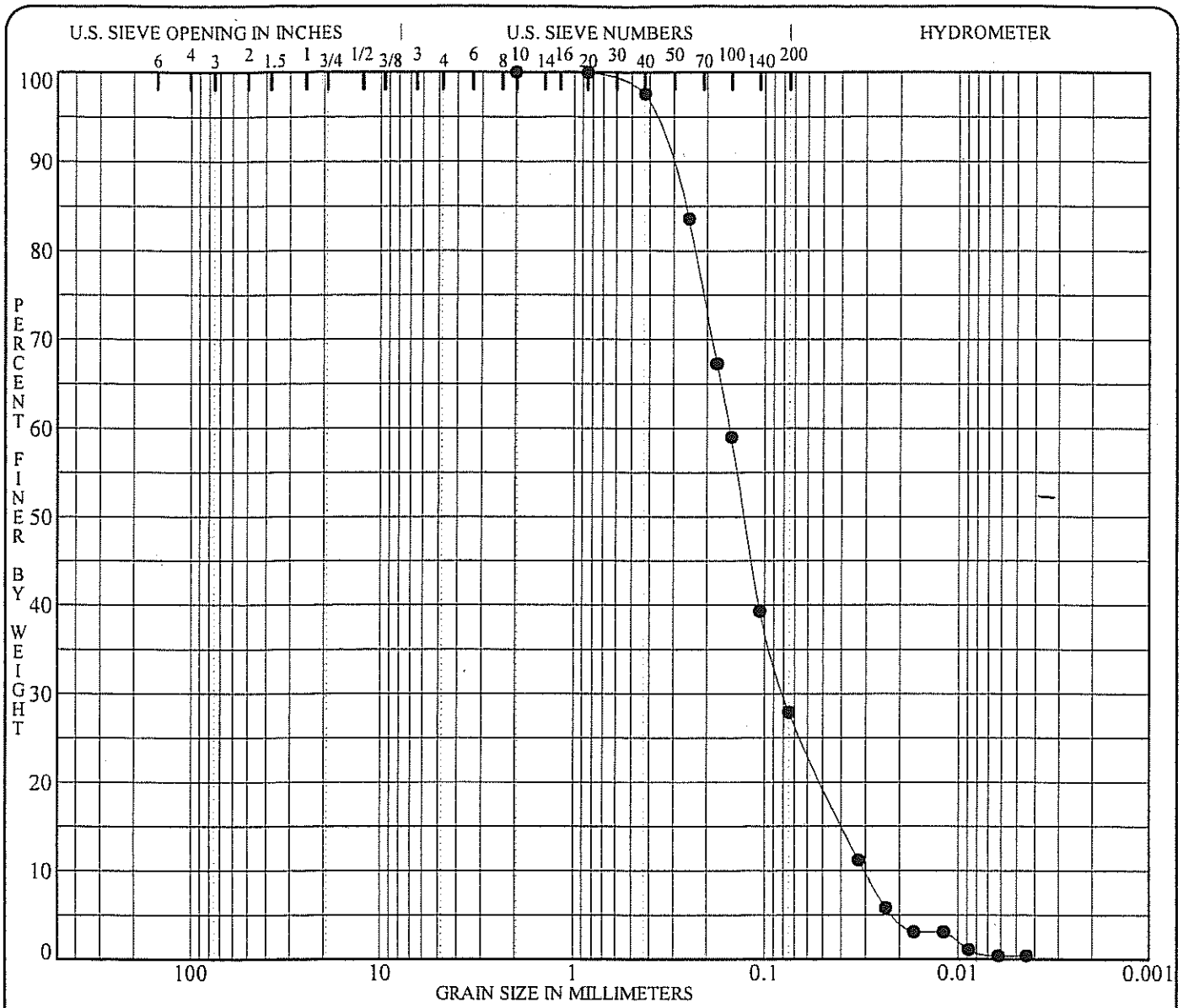

COBBLES	GRAVEL		SAND			SILT OR CLAY
	coarse	fine	coarse	medium	fine	

Specimen Identification	Classification	MC%	LL	PL	PI	Cc	Cu
● MW-603 (14'-21')	SILTY SAND (SM) color-10YR2/1					1.38	5.0
LAB ID: SH2450	(black)						

Specimen Identification	D100	D60	D30	D10	%Gravel	%Sand	%Silt	%Clay
● MW-603 (14'-21')	2.00	0.15	0.080	0.0303	0.0	72.1	27.9	

CLIENT : Foth & Van Dyke
PROJECT: KEMC Eagle South

JOB NO.: 06-1-17097
TEST DATE: 12/1/06

MILLER ENGINEERS SCIENTISTS

GRAIN SIZE ANALYSIS
ASTM D422

SOURCE:
SAMPLED BY: Foth & VanDyke
TESTED BY: SLN
REVIEWED BY: RGM

GRAFSIEV_EAGLE SOUTH GINT.GPJ MLLR_ENG.GDT 12/1/06 11:35

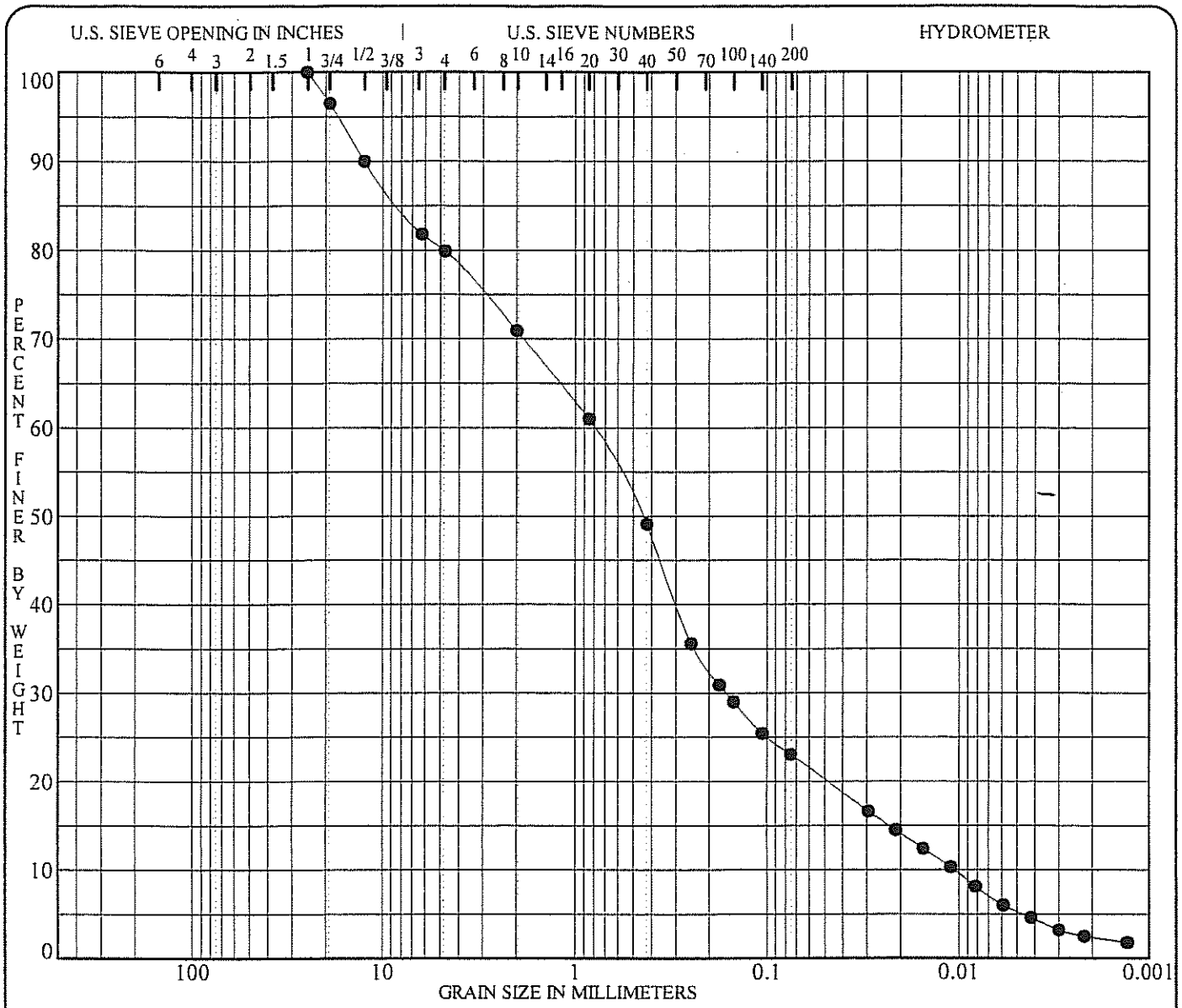

COBBLES	GRAVEL		SAND			SILT OR CLAY
	coarse	fine	coarse	medium	fine	

Specimen Identification	Classification	MC%	LL	PL	PI	Cc	Cu
● MW-604 (9'-11')	SILTY SAND with GRAVEL (SM) color-2.5Y3/2					3.18	75.9
LAB ID: SH2451	(very dark grayish brown)						

Specimen Identification	D100	D60	D30	D10	%Gravel	%Sand	%Silt	%Clay
● MW-604 (9'-11')	25.00	0.80	0.164	0.0106	20.1	56.9	23	

CLIENT : Foth & Van Dyke
PROJECT: KEMC Eagle South

JOB NO.: 06-1-17097
TEST DATE: 12/1/06

MILLER ENGINEERS SCIENTISTS

GRAIN SIZE ANALYSIS
ASTM D422

SOURCE:
SAMPLED BY: Foth & VanDyke
TESTED BY: SLN
REVIEWED BY: RGM

GRAFSIEV EAGLE SOUTH GINT GPJ MLLR_ENG.GDT 12/1/06 11:35

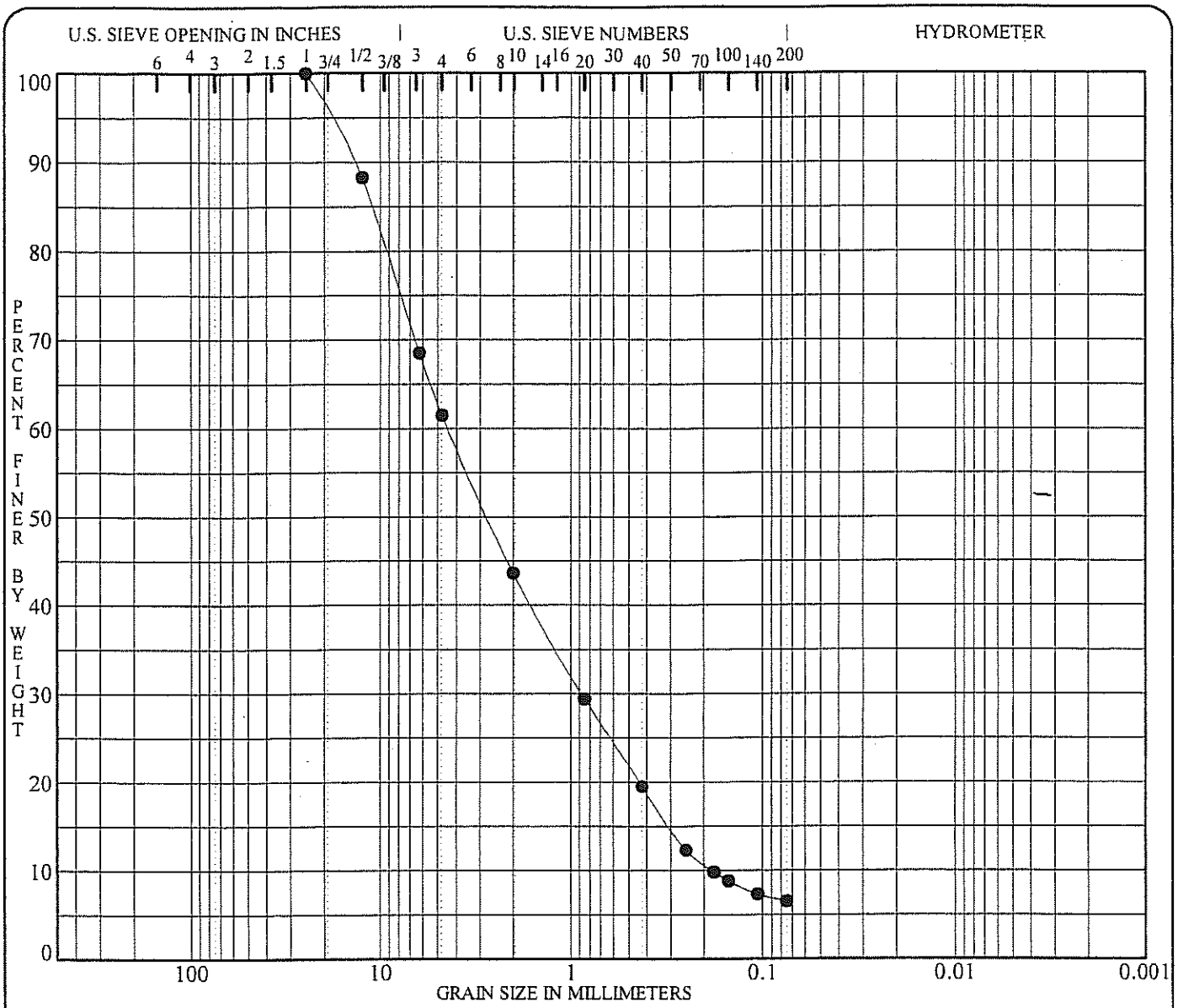

COBBLES	GRAVEL		SAND			SILT OR CLAY
	coarse	fine	coarse	medium	fine	

	Specimen Identification	Classification	MC%	LL	PL	PI	Cc	Cu
●	MW-605 (8'-9')	WELL GRADED SAND with SILT & GRAVEL					0.96	24.2
	LAB ID: SH2452	[SW-SM] color-10YR2/2						
		(very dark brown)						

	Specimen Identification	D100	D60	D30	D10	%Gravel	%Sand	%Silt	%Clay
●	MW-605 (8'-9')	25.00	4.42	0.881	0.1829	38.5	55.0	6.5	

CLIENT : Foth & Van Dyke
PROJECT: KEMC Eagle South

JOB NO.: 06-1-17097
TEST DATE: 12/1/06

MILLER ENGINEERS SCIENTISTS

GRAIN SIZE ANALYSIS
ASTM D422

SOURCE:
SAMPLED BY: Foth & VanDyke
TESTED BY: SLN
REVIEWED BY: RGM

GRAFSIEV EAGLE SOUTH GINT.GPJ MILLR_ENG.GDT 12/1/06 11:35

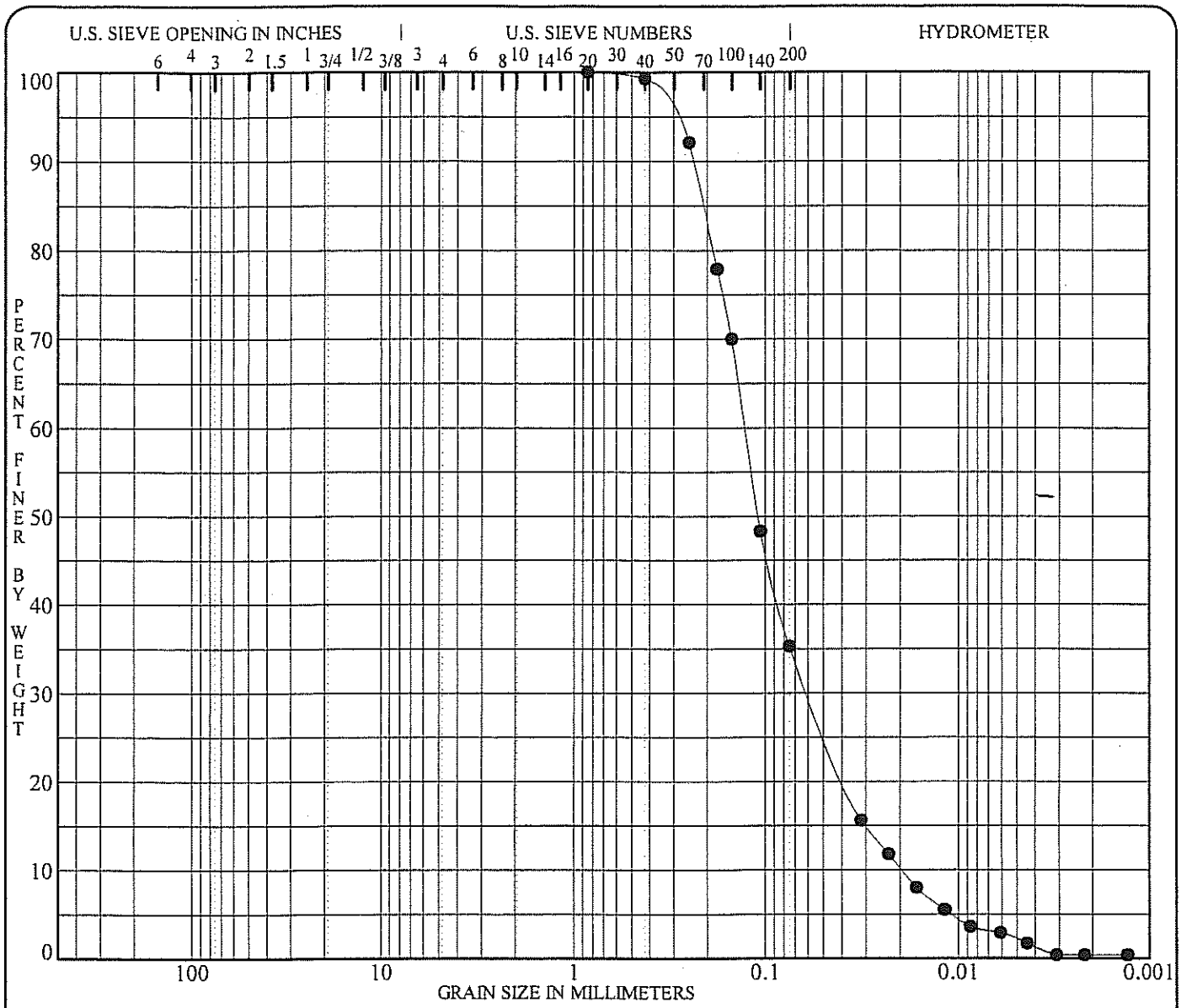

COBBLES	GRAVEL		SAND			SILT OR CLAY
	coarse	fine	coarse	medium	fine	

Specimen Identification	Classification	MC%	LL	PL	PI	Cc	Cu
● MW-606 (14'-16')	SILTY SAND (SM) color-10YR2/1					1.41	6.5
LAB ID: SH2453	(black)						

Specimen Identification	D100	D60	D30	D10	%Gravel	%Sand	%Silt	%Clay
● MW-606 (14'-16')	0.85	0.13	0.060	0.0196	0.0	64.7	35.3	

CLIENT : Foth & Van Dyke
PROJECT: KEMC Eagle South

JOB NO.: 06-1-17097
TEST DATE: 12/1/06

MILLER ENGINEERS SCIENTISTS

GRAIN SIZE ANALYSIS
ASTM D422

SOURCE:
SAMPLED BY: Foth & VanDyke
TESTED BY: SLN
REVIEWED BY: RGM

GRAFSIEV EAGLE SOUTH GINT.GPJ MLLR_ENG.GDT 12/1/06 11:35

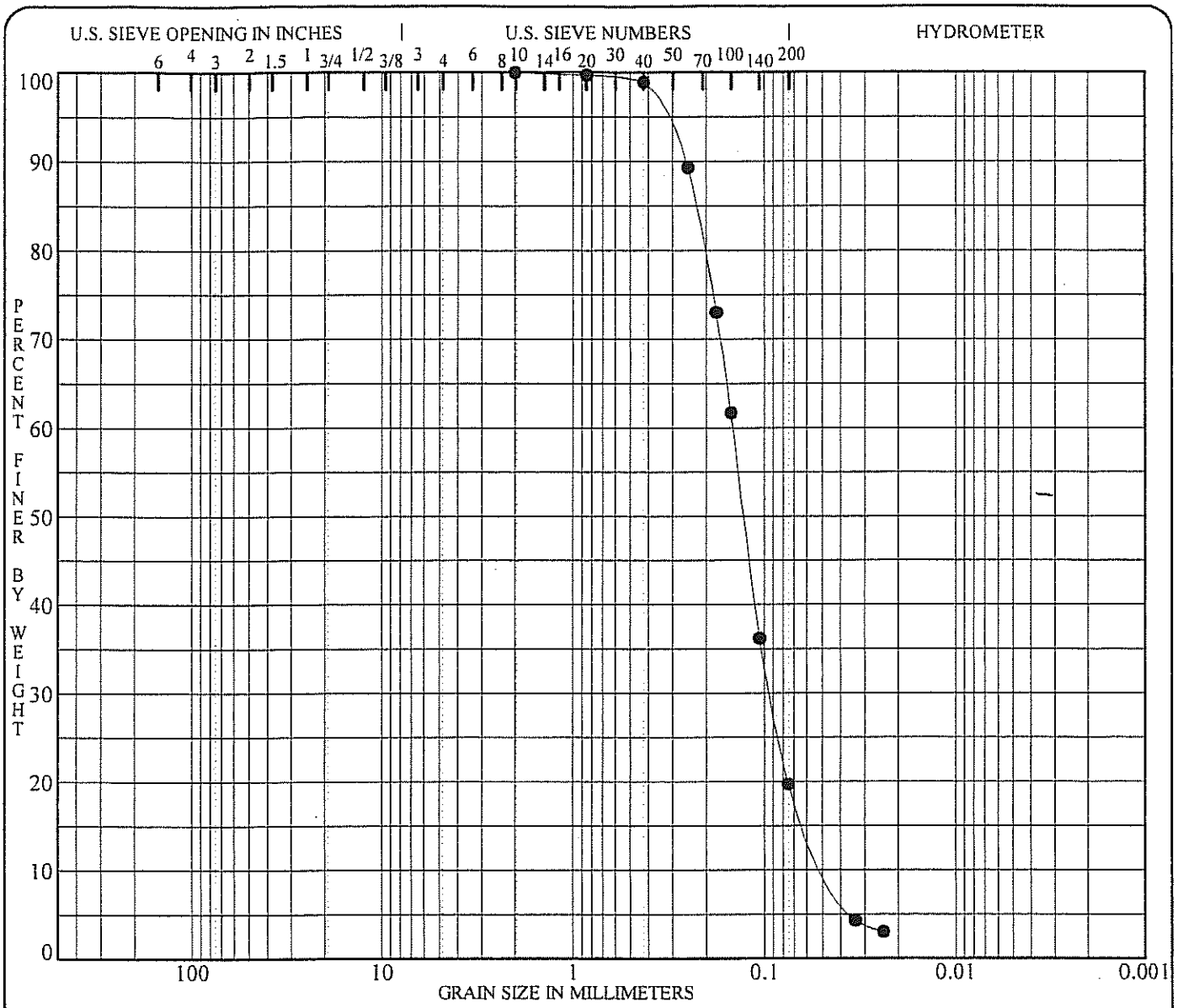

COBBLES	GRAVEL		SAND			SILT OR CLAY
	coarse	fine	coarse	medium	fine	

Specimen Identification	Classification	MC%	LL	PL	PI	Cc	Cu
● P-602 (44'-46')	SILTY SAND (SM) color-10YR2/1					1.31	3.2
LAB ID: SH2454	(black)						

Specimen Identification	D100	D60	D30	D10	%Gravel	%Sand	%Silt	%Clay
● P-602 (44'-46')	2.00	0.15	0.093	0.0452	0.0	80.3	19.7	

CLIENT : Foth & Van Dyke
PROJECT: KEMC Eagle South

JOB NO.: 06-1-17097
TEST DATE: 12/1/06

MILLER ENGINEERS SCIENTISTS

GRAIN SIZE ANALYSIS
ASTM D422

SOURCE:
SAMPLED BY: Foth & VanDyke
TESTED BY: SLN
REVIEWED BY: RGM

GRAFSIEV EAGLE SOUTH GINT.GPJ MLLR_ENG.GDT 12/1/06 11:35

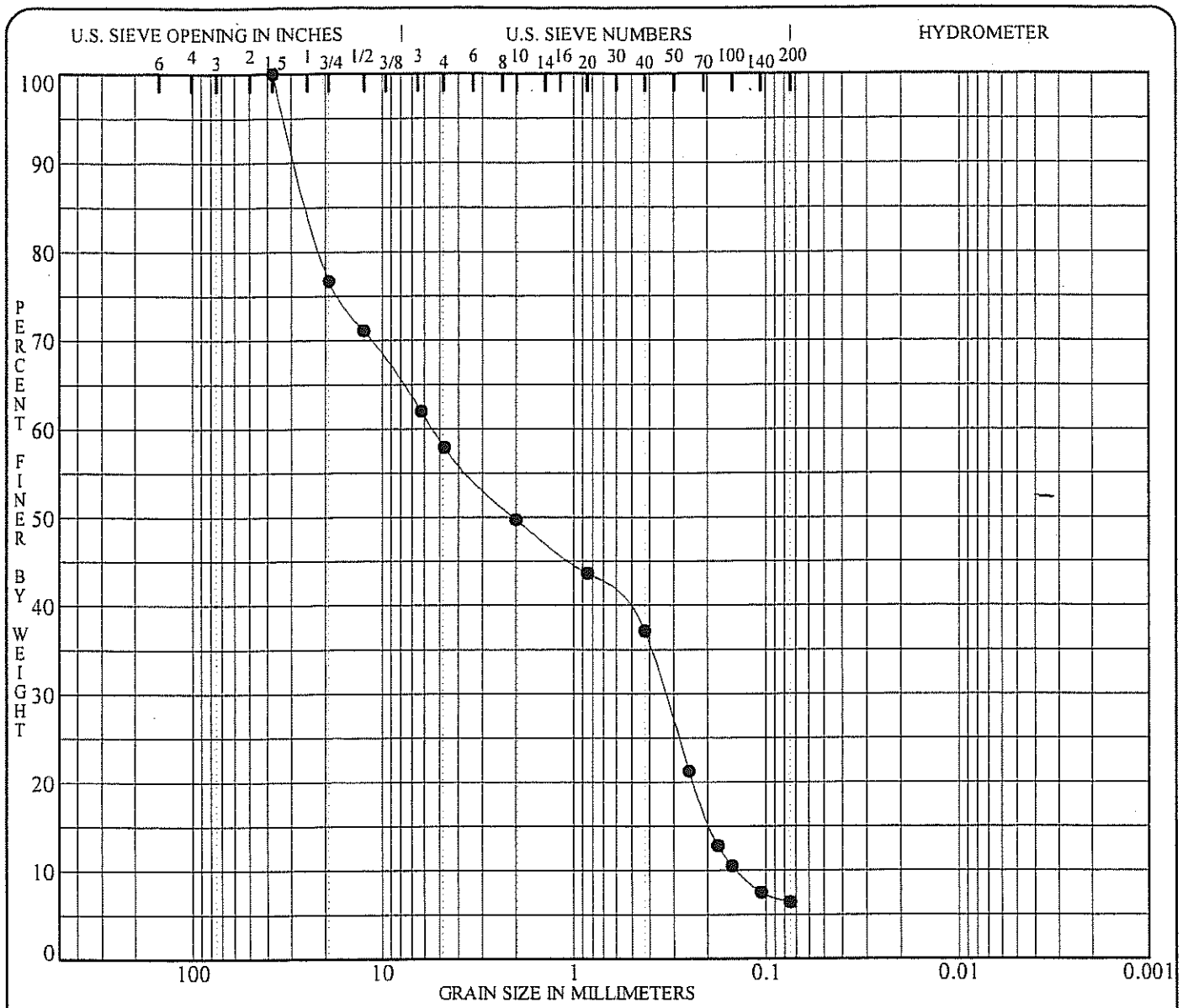

COBBLES	GRAVEL		SAND			SILT OR CLAY
	coarse	fine	coarse	medium	fine	

Specimen Identification	Classification	MC%	LL	PL	PI	Cc	Cu
● P-604 (19'-26')	WELL GRADED SAND with SILT & GRAVEL (SW-SM)					0.15	38.6
LAB ID: SH2455	color–7.5YR2.5/3						
	(very dark brown)						

Specimen Identification	D100	D60	D30	D10	%Gravel	%Sand	%Silt	%Clay
● P-604 (19'-26')	37.50	5.47	0.335	0.1416	42.1	51.5	6.4	

CLIENT : Foth & Van Dyke
PROJECT: KEMC Eagle South

JOB NO.: 06-1-17097
TEST DATE: 12/1/06

MILLER ENGINEERS SCIENTISTS

GRAIN SIZE ANALYSIS
ASTM D422

SOURCE:
SAMPLED BY: Foth & VanDyke
TESTED BY: SLN
REVIEWED BY: RGM

GRAFSIEV EAGLE SOUTH GINT.GPJ MLLR_ENG.GDT 12/1/06 11:35

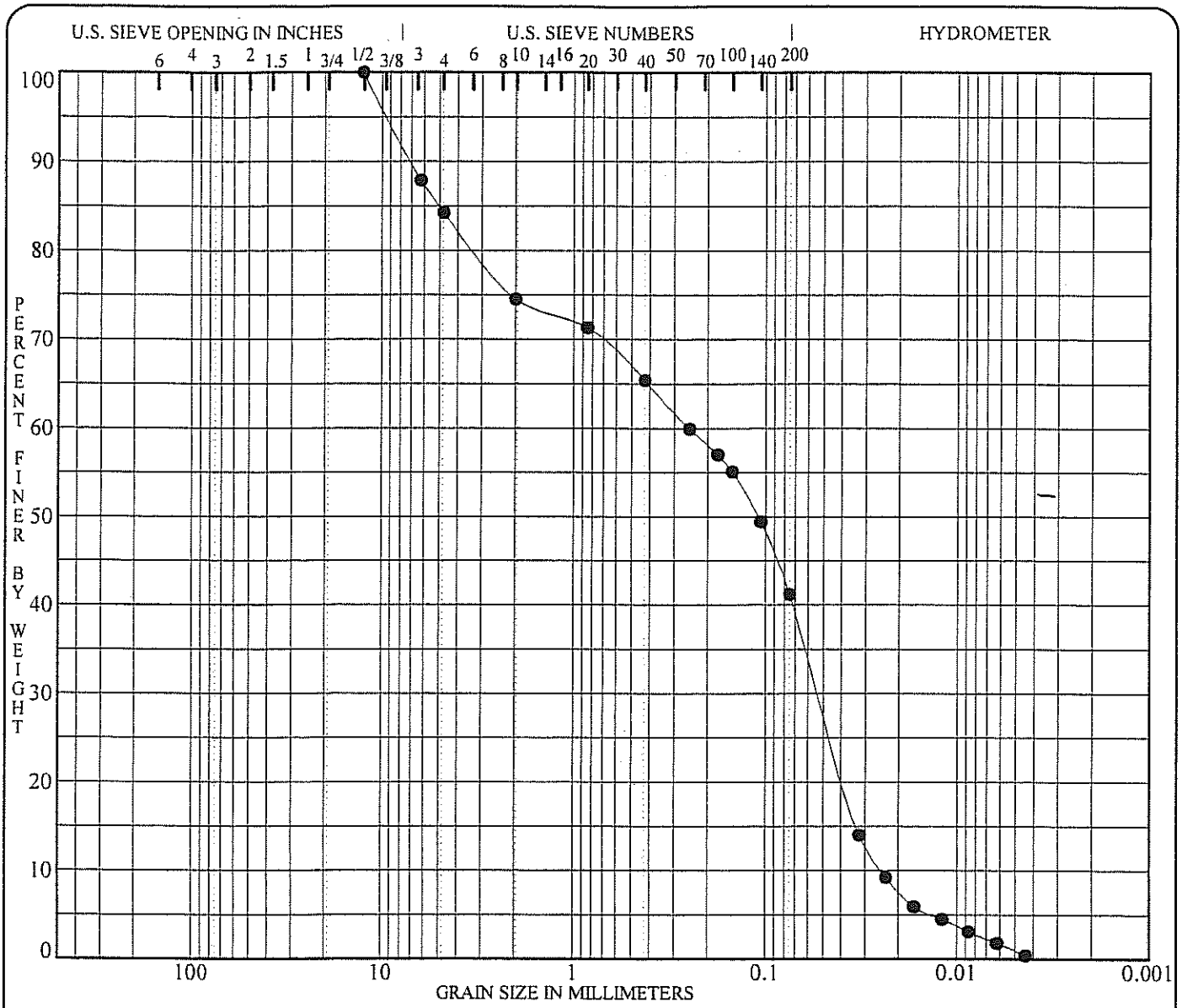

COBBLES	GRAVEL		SAND			SILT OR CLAY
	coarse	fine	coarse	medium	fine	

Specimen Identification	Classification	MC%	LL	PL	PI	Cc	Cu
● SB-607 (7.2'-7.5')	SILTY SAND with GRAVEL (SM) color-7.5YR3/3					0.45	10.2
LAB ID: SH2457	(dark brown)						

Specimen Identification	D100	D60	D30	D10	%Gravel	%Sand	%Silt	%Clay
● SB-607 (7.2'-7.5')	12.50	0.25	0.053	0.0246	15.7	43.1	41.2	

CLIENT : Foth & Van Dyke
PROJECT: KEMC Eagle South

JOB NO.: 06-1-17097
TEST DATE: 12/1/06

MILLER ENGINEERS SCIENTISTS

GRAIN SIZE ANALYSIS
ASTM D422

SOURCE:
SAMPLED BY: Foth & VanDyke
TESTED BY: SLN
REVIEWED BY: RGM

GRAFSIEV EAGLE SOUTH GINT.GPJ MLLR_ENG.GDT 12/1/06 11:35

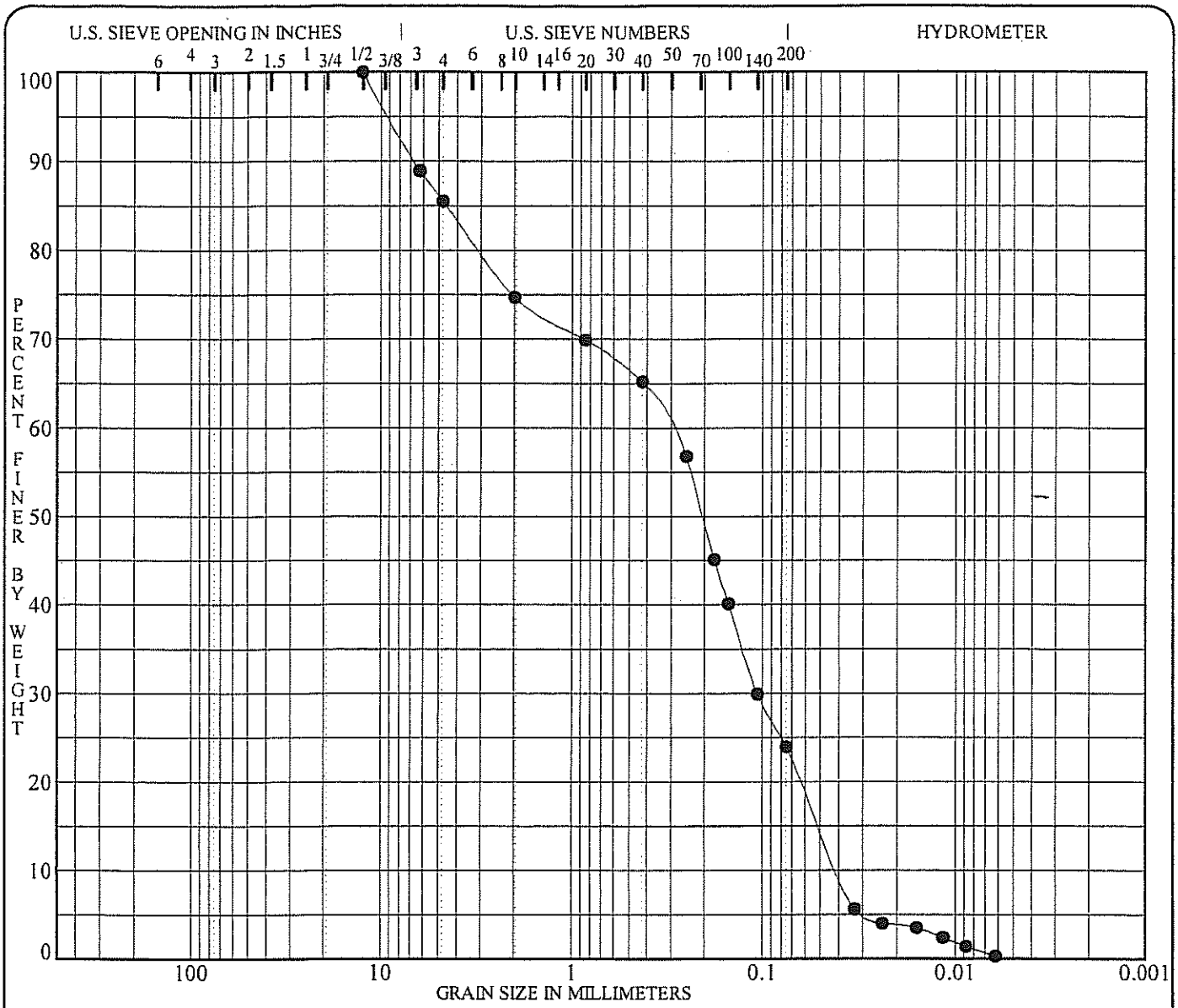

COBBLES	GRAVEL		SAND			SILT OR CLAY
	coarse	fine	coarse	medium	fine	

Specimen Identification	Classification	MC%	LL	PL	PI	Cc	Cu
● SB-611 (14'-16')	SILTY SAND (SM) color-7.5YR3/3					0.92	7.6
LAB ID: SH2458	(dark brown)						

Specimen Identification	D100	D60	D30	D10	%Gravel	%Sand	%Silt	%Clay
● SB-611 (14'-16')	12.50	0.31	0.106	0.0404	14.5	61.6	23.9	

CLIENT : Foth & Van Dyke
PROJECT: KEMC Eagle South

JOB NO.: 06-1-17097
TEST DATE: 12/1/06

MILLER ENGINEERS SCIENTISTS

GRAIN SIZE ANALYSIS
ASTM D422

SOURCE:
SAMPLED BY: Foth & VanDyke
TESTED BY: SLN
REVIEWED BY: RGM

GRAFSIEV EAGLE SOUTH GINT GPJ MLLR_ENG.GDT 12/1/06 11:35

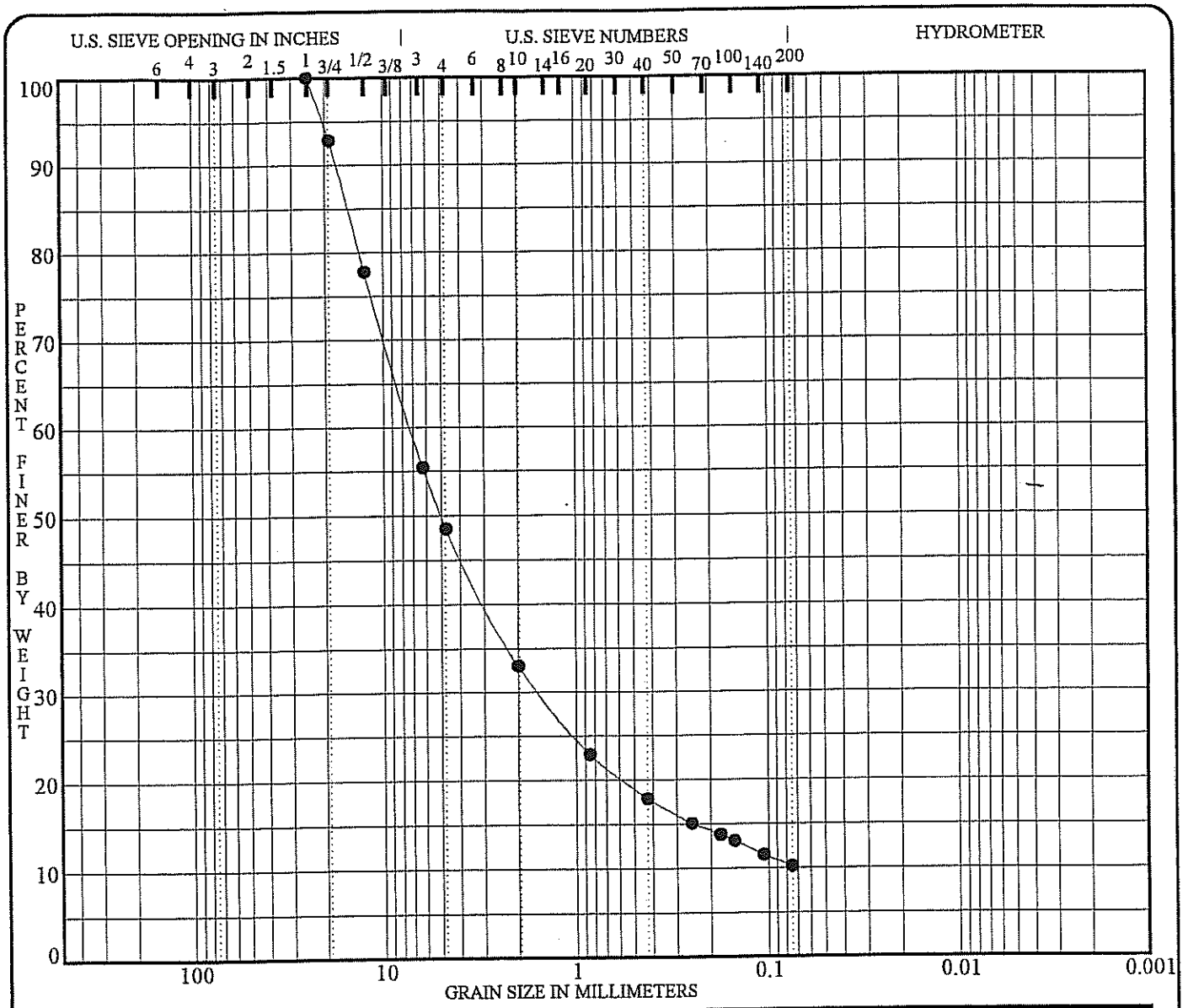

COBBLES	GRAVEL		SAND			SILT OR CLAY
	coarse	fine	coarse	medium	fine	

Specimen Identification	Classification	MC%	LL	PL	PI	Cc	Cu
● SB-616 (24'-29')	**WELL GRADED GRAVEL with SILT & SAND**					**4.70**	**101.3**
LAB ID: **SH2459**	**[GW–GM] color–7.5YR2.5/2**						
	(very dark brown)						

Specimen Identification	D100	D60	D30	D10	%Gravel	%Sand	%Silt	%Clay
● SB-616 (24'-29')	**25.00**	**7.21**	**1.551**		**51.5**	**38.3**	**10.2**	

CLIENT : **Foth & Van Dyke**
PROJECT: **KEMC Eagle South**

JOB NO.: **06-1-17097**
TEST DATE: **12/1/06**
SOURCE:
SAMPLED BY: **Foth & VanDyke**
TESTED BY: **SLN**
REVIEWED BY: **RGM**

MILLER ENGINEERS SCIENTISTS

GRAIN SIZE ANALYSIS
ASTM D422

GRAFSIEV EAGLE SOUTH GINT.GPJ MILLR_ENG.GDT 12/1/06 12:51

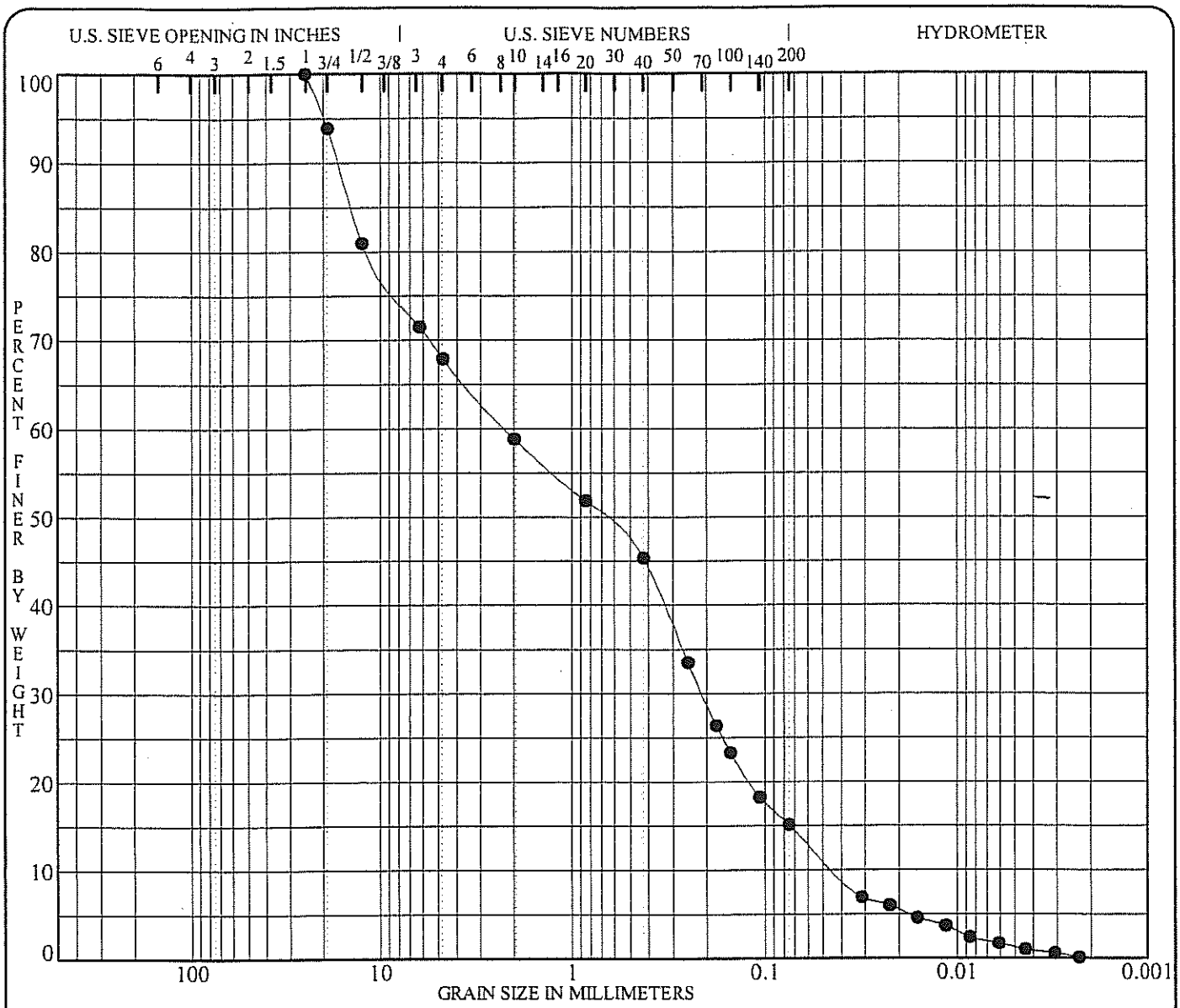

COBBLES	GRAVEL		SAND			SILT OR CLAY
	coarse	fine	coarse	medium	fine	

Specimen Identification	Classification	MC%	LL	PL	PI	Cc	Cu
● SB-625 (14'-19')	SILTY SAND with GRAVEL (SM) color-7.5YR2.5/2					0.46	51.5
LAB ID: SH2460	(very dark brown)						

Specimen Identification	D100	D60	D30	D10	%Gravel	%Sand	%Silt	%Clay
● SB-625 (14'-19')	25.00	2.24	0.212	0.0434	32.1	52.8	15.1	

CLIENT: Foth & Van Dyke
PROJECT: KEMC Eagle South

JOB NO.: 06-1-17097
TEST DATE: 12/1/06

MILLER ENGINEERS SCIENTISTS

GRAIN SIZE ANALYSIS
ASTM D422

SOURCE:
SAMPLED BY: Foth & VanDyke
TESTED BY: SLN
REVIEWED BY: RGM

GRAFSIEV EAGLE SOUTH GINT.GPJ MLLR_ENG.GDT 12/1/06 11:36

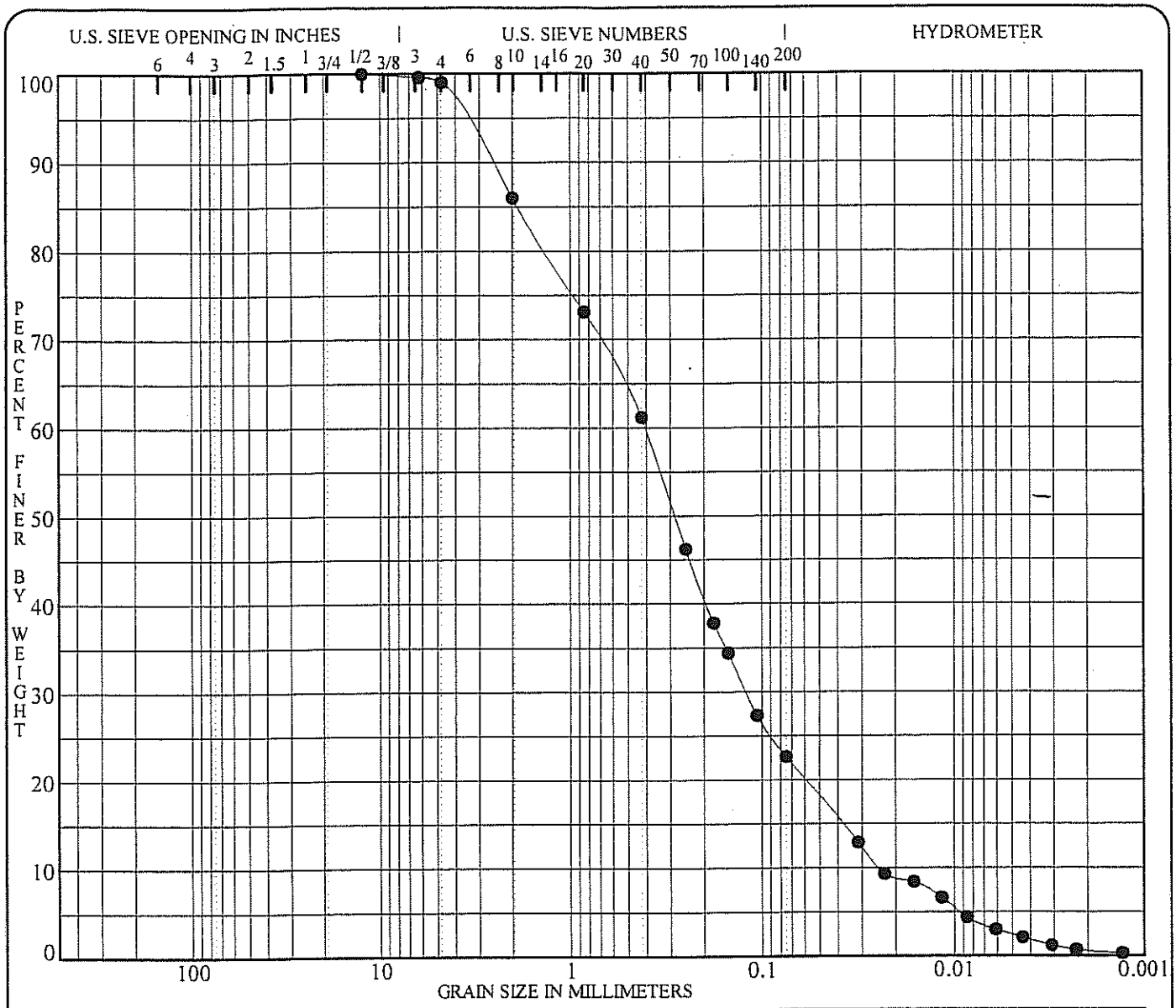

COBBLES	GRAVEL		SAND			SILT OR CLAY
	coarse	fine	coarse	medium	fine	

	Specimen Identification	Classification	MC%	LL	PL	PI	Cc	Cu
●	**SB-625 (9'-14')**	**SILTY SAND (SM) color-10YR2/2**					**1.48**	**16.8**
	LAB ID: **SH2461**	(very dark brown)						

	Specimen Identification	D100	D60	D30	D10	%Gravel	%Sand	%Silt	%Clay
●	**SB-625 (9'-14')**	**12.50**	**0.41**	**0.121**	**0.0243**	**1.0**	**76.4**	**22.6**	

CLIENT : **Foth & Van Dyke**
PROJECT: **KEMC Eagle South**

JOB NO.: **06-1-17097**
TEST DATE: **12/1/06**

MILLER ENGINEERS SCIENTISTS

GRAIN SIZE ANALYSIS
ASTM D422

SOURCE:
SAMPLED BY: **Foth & VanDyke**
TESTED BY: **SLN**
REVIEWED BY: **RGM**

GRAFSIEV EAGLE SOUTH GINT.GPJ MLLR_ENG.GDT 12/1/06 11:36

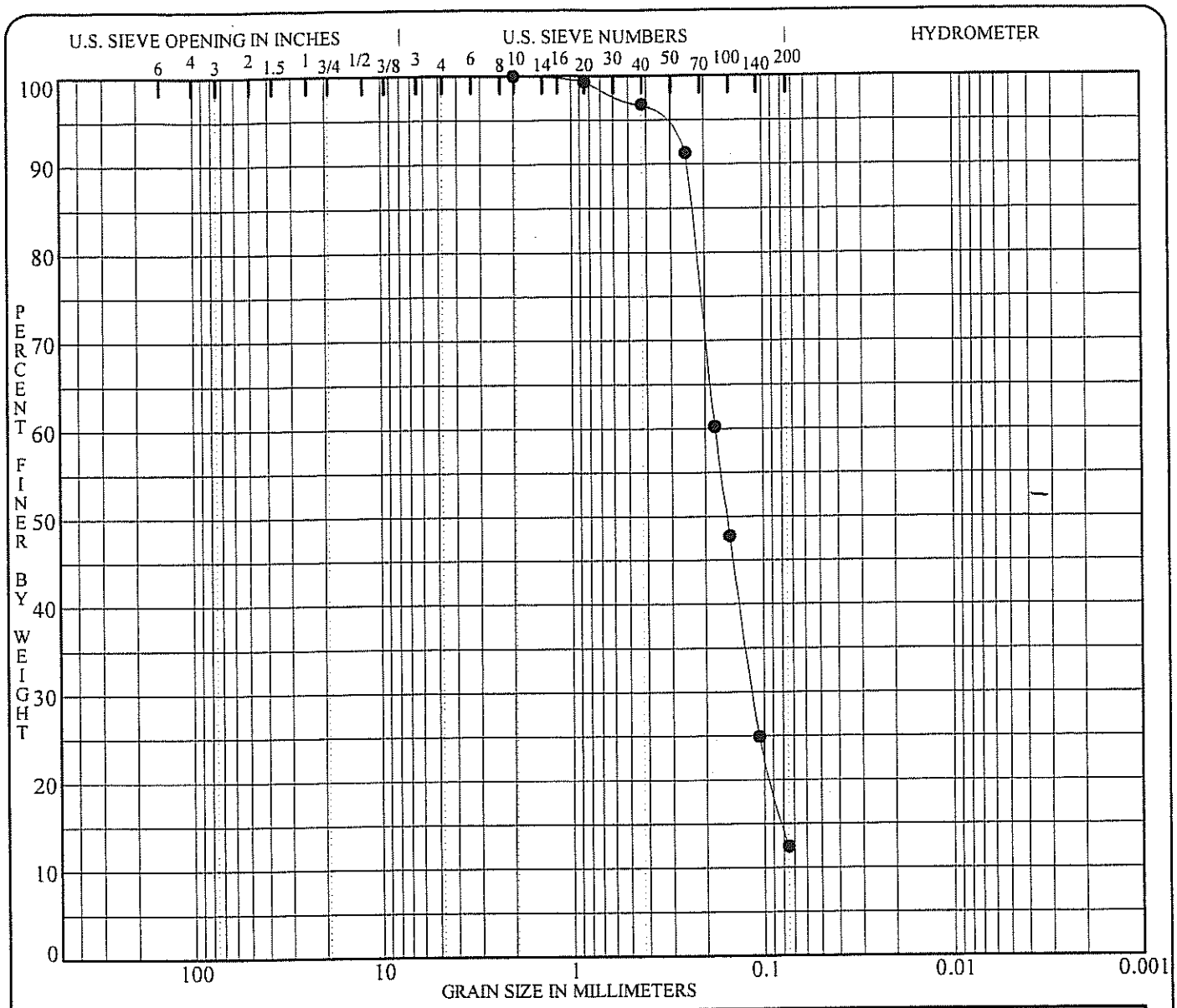

COBBLES	GRAVEL		SAND			SILT OR CLAY
	coarse	fine	coarse	medium	fine	

Specimen Identification	Classification	MC%	LL	PL	PI	Cc	Cu
● T-1	SILTY SAND (SM) color-10YR2/1					1.05	2.5
LAB ID: SH2463	Specific Gravity = 2.94						
	(black)						

Specimen Identification	D100	D60	D30	D10	%Gravel	%Sand	%Silt	%Clay
● T-1	2.00	0.18	0.115		0.0	87.6	12.4	

CLIENT : Foth & Van Dyke
PROJECT: KEMC Eagle South

JOB NO.: 06-1-17097
TEST DATE: 12/1/06

MILLER ENGINEERS SCIENTISTS

GRAIN SIZE ANALYSIS
ASTM D422

SOURCE:
SAMPLED BY: Foth & VanDyke
TESTED BY: SLN
REVIEWED BY: RGM

GRAFSIEV EAGLE SOUTH GINT.GPJ MLLR_ENG.GDT 12/1/06 11:36

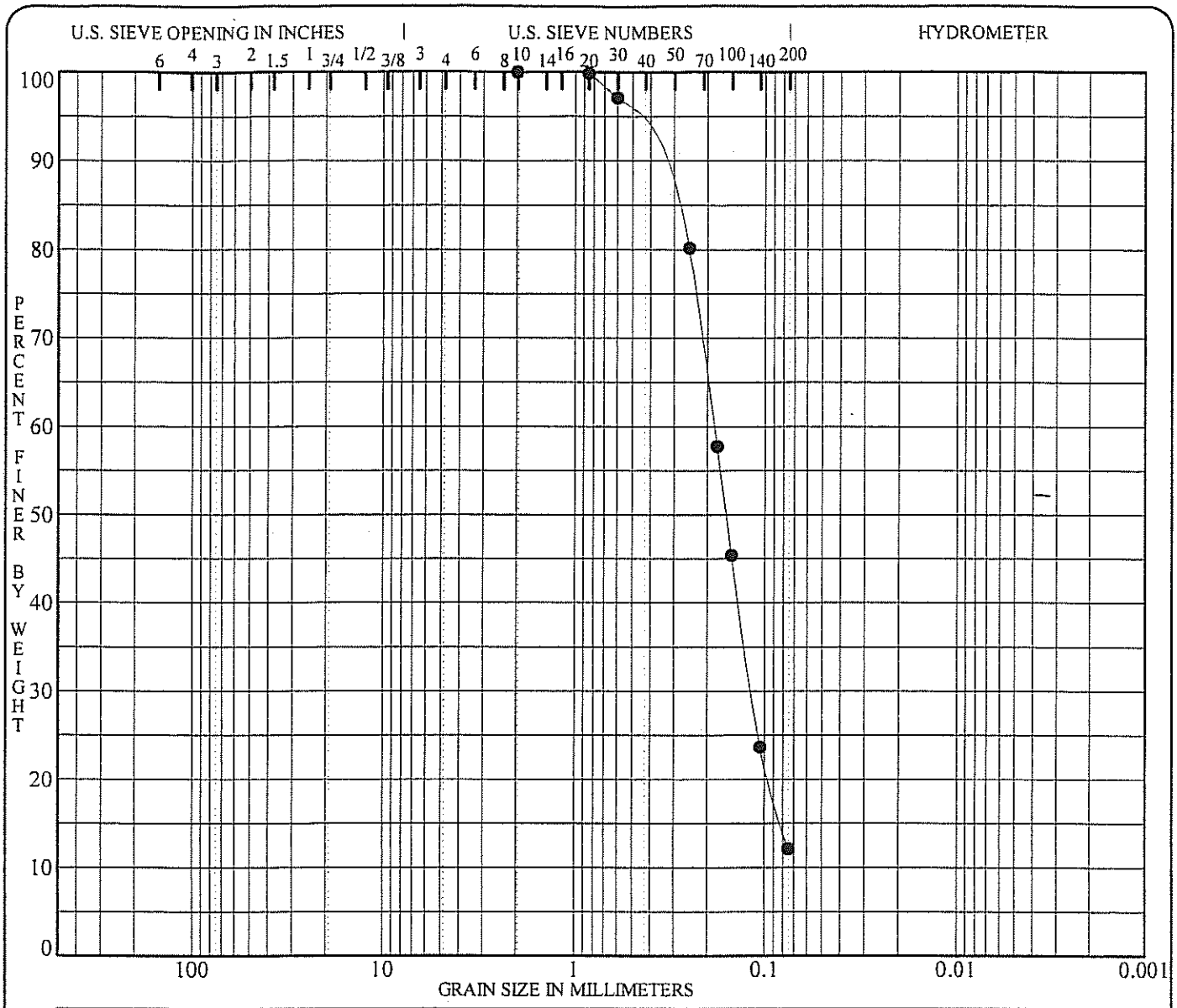

COBBLES	GRAVEL		SAND			SILT OR CLAY
	coarse	fine	coarse	medium	fine	

Specimen Identification	Classification	MC%	LL	PL	PI	Cc	Cu
● T-2	**SILTY SAND (SM) color-10YR2/1**					**1.06**	**2.6**
LAB ID: **SH2464**	**Specific Gravity = 2.99**						
	(black)						

Specimen Identification	D100	D60	D30	D10	%Gravel	%Sand	%Silt	%Clay
● T-2	**2.00**	**0.18**	**0.117**		**0.0**	**87.9**	**12.1**	

CLIENT : **Foth & Van Dyke**
PROJECT: **KEMC Eagle South**

JOB NO.: **06-1-17097**
TEST DATE: **12/1/06**

MILLER ENGINEERS SCIENTISTS

GRAIN SIZE ANALYSIS
ASTM D422

SOURCE:
SAMPLED BY: **Foth & VanDyke**
TESTED BY: **SLN**
REVIEWED BY: **RGM**

GRAFSIEV EAGLE SOUTH.GINT.GPJ MLLR_ENG.GDT 12/1/06 11:36

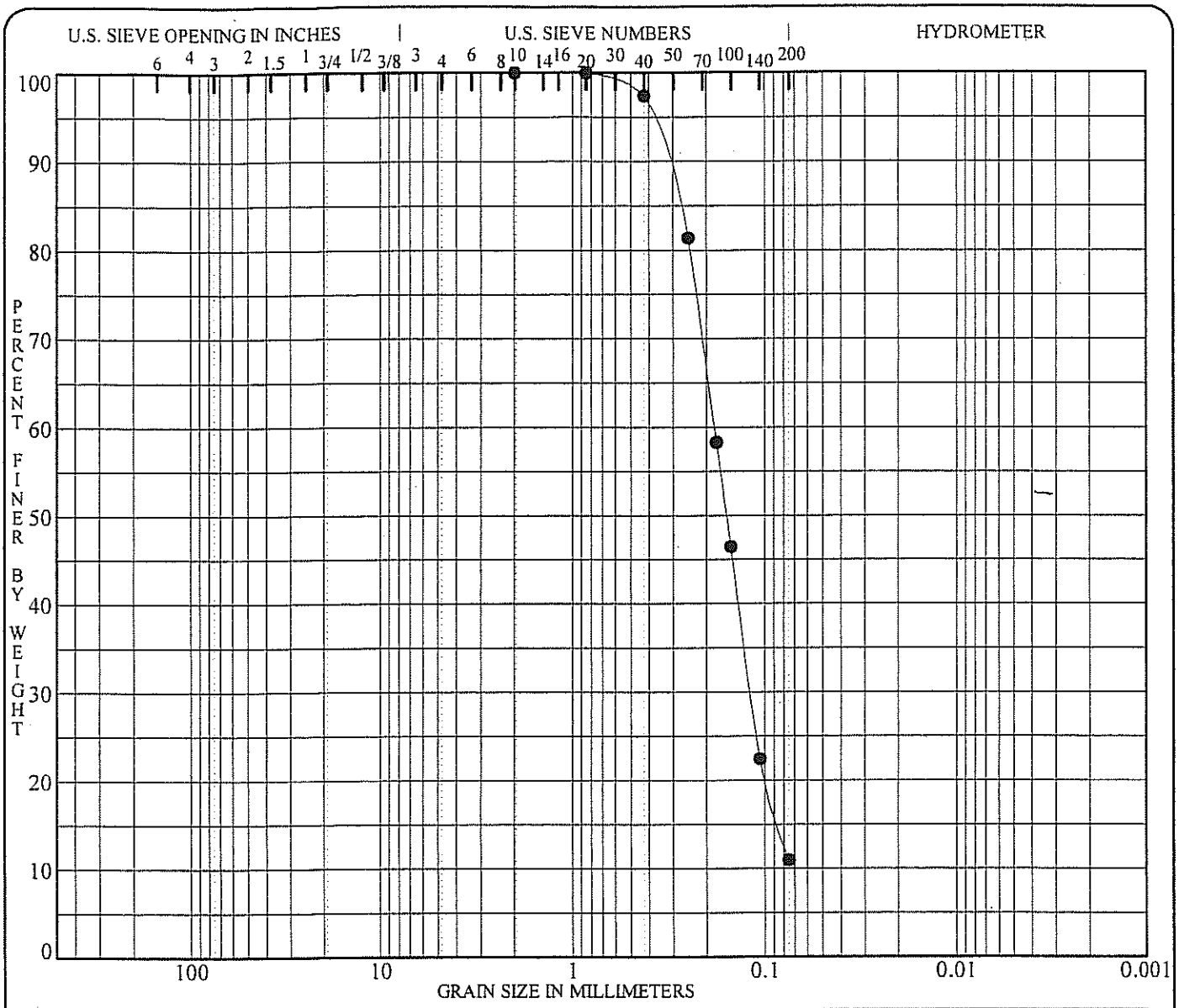

COBBLES	GRAVEL		SAND			SILT OR CLAY
	coarse	fine	coarse	medium	fine	

Specimen Identification	Classification	MC%	LL	PL	PI	Cc	Cu
● T-3	SILTY SAND (SM) color-10YR2/1					1.05	2.5
LAB ID: SH2465	Specific Gravity = 3.04						
	(black)						

Specimen Identification	D100	D60	D30	D10	%Gravel	%Sand	%Silt	%Clay
● T-3	2.00	0.18	0.118		0.0	89.1	11.0	

CLIENT : Foth & Van Dyke
PROJECT: KEMC Eagle South

JOB NO.: 06-1-17097
TEST DATE: 12/1/06

MILLER
ENGINEERS
SCIENTISTS

GRAIN SIZE ANALYSIS
ASTM D422

SOURCE:
SAMPLED BY: Foth & VanDyke
TESTED BY: SLN
REVIEWED BY: RGM

GRAFSIEV EAGLE SOUTH GINT.GPJ MLLR_ENG.GDT 12/1/06 11:36

MILLER
ENGINEERS
SCIENTISTS
An Employee-Owned Company

LETTER OF TRANSMITTAL

December 20, 2006

06-1-17097 30-500

Janis Kesy
Foth & Van Dyke
2737 South Ridge Road
Green Bay, WI 54307

Subject: **KEMC Eagle South Soil Test Results**

This note transmits the following items: Fax (920) 497-8516, US Mail

Copies/Qty	Date	Description
1	12/20/06	Sample Summary Table
1	12/19/06	Soil Property Summary Table for KSB-9, SB-607, SB-629
1	12/20/06	Standard and Modified Proctor Test Results on T1, T2, T3 Composite
1	12/12/06	Direct Shear Test Results on T1, T2, T3 Composite
1	12/13/06	Permeability Results on KSB-9, SB-607, SB-629
1	12/20/06	Particle Size Analysis on Permeability Samples
1	12/19/06	Consolidation Test Results on KSB-9 and SB-629 Samples

Dear Ms. Kesy:

Results for the Standard and Modified Proctor, direct shear, permeability, and consolidation tests on the KEMC Eagle South samples you sent are attached. Also attached is a summary table of all samples submitted to date on this project, indicating the completed tests and a soil property summary table for the consolidation and permeability test samples. Particle size analysis results for all but the permeability test samples were forwarded to you on December 5th.

As mentioned in our previous transmittal letter, we did not perform hydrometer analysis on the samples having less than 15% passing the #200 sieve. Also, no Atterberg limits or unconfined compression tests were performed because none of the samples had significant plasticity. However, we added to the program several particle size analysis tests, which had not been requested on the permeability test samples, so you have some correlation between P200 and permeability, as described on the next page.

Since the gradations on each of the three-bucket samples (T-1, T-2, T-3) were identical, the direct shear tests, Standard Proctor test, and Modified Proctor test were performed on a composite of the buckets, as John Starke and Roger G. Miller had discussed. Results of these lab compaction density-moisture tests are graphically presented on the *Moisture-Density Relationship Graphs*. Results of the direct shear tests are presented in the attached *Direct Shear Test Data*. **The direct shear tests showed that the "internal angle of friction" of the black sand tailings from the three bucket samples (T-1, T-2, and T-3) is 37 degrees.**

We could only perform reliable permeability tests on three of the four Shelby tube samples because sample SB-607 was disturbed in the tube and had poor recovery. It appears that the SB-607 sampling tube had been severely distorted by a stone. Consolidation test results for the remaining three samples are presented graphically on the attached *Consolidation Test Graphs*. Since none of them were clayey, consolidation times were very rapid.

Falling head permeability tests methods were used because that is the most appropriate procedure for the types of materials submitted. Most of the tests were performed within segments of Shelby tubes because the silty sand soil samples were too fragile to transfer into a flexible membrane apparatus. Only one sample (KSB-9 from 10 to 12 feet depth) could be performed in a flexible membrane. A second in-tube permeability test was run on a different segment of sample SB-629 to verify the validity of the results. Relatively high permeability shown by the first test might have been caused by side leakage along the tube wall. The second independent test confirmed this did not occur and shows that permeability gradation varies some within the SB-629 tube sample. Individual test results are reported on the attached *Falling Head Permeameter Data* sheets and *Gradation Analysis Graphs*, and are summarized below.

Sample Name	Depth (ft)	USCS Classification	P200 (%)	Permeability (cm/sec)
KSB-9	10-12	Silty Sand (SM)	42.4	1.1×10^{-5}
KSB-9	14-16	Sandy Silt (ML)	57.3	2.5×10^{-5}
SB-629 (Trial 1)	9	Silty Sand (SM)	20.5	1.2×10^{-2}
SB-629 (Trail 2)	10	Poorly Graded Sand with Silt (SP-SM)	10.8	3.6×10^{-2}

Although triaxial compression tests were requested on the four Shelby tube samples, triax tests have not been performed because the other tests requested consumed most of those samples. Only sample SB-629 has enough remaining to perform one triaxial test point. However, that material appears identical to the black tailings sand (bucket samples), for which the direct shear tests provide equivalent "internal friction angle" measurement. This material has no cohesion.

This report completes the physical testing program on samples you have submitted to us. Please call if you have any questions.

Signed: Sam C. Jorgenson
Geological Engineer

Signed: Roger G. Miller, P.E.
Chairman

If enclosures are not as noted, please notify us immediately.

I:\DATA\2006\17000\1-17097 Foth & Van Dyke\30-500\LOT direct shear and perm.doc

MILLER
ENGINEERS
SCIENTISTS

Lab ID	Sample Name	Sample Depth (ft.)	Sample Type	Moisture Content	Visual Description	Washed Sieve	ASTM D422 Hydrometer/Sieve	ASTM D698 Standard Proctor	ASTM D1557 Modified Proctor	ASTM D3080 Direct Shear	ASTM D2166 Unconf. Compr.	ASTM D4318 Atterberg Limits	ASTM D2435 Consolidation	ASTM D5084 Permeability	ASTM D4767 Tri-Axial	ASTM D854 Specific Gravity
SH2434	KMW-1	4-15	Bag	X	X		X									
SH2435	KMW-2	14-17	Bag	X	X	X										
SH2436	KMW-2	17-18	Bag	X	X		X									
SH2437	KMW-3	24-29	Bag	X	X	X										
SH2438	KMW-3	29-32	Bag	X	X	X										
SH2439	KMW-4P	34-39	Bag	X	X	X										
SH2440	KMW-4P	40-41	Bag	X	X		X									
SH2441	KMW-5	45-49	Bag	X	X		X									
SH2442	KMW-6A	36-46	Bag	X	X	X										
SH2443	KMW-7	24-29	Bag	X	X	X										
SH2444	KMW-9	24-29	Bag	X	X	X										
SH2445	KMW-9P	52-57	Bag	X	X	X										
SH2446	KSB-9	10-12	Tube	O	O	O					NP	NP	O	O		O
SH2447	KSB-9	14-16	Tube	O	O	O					NP	NP	O	O		O
SH2448	MW-601	9-11	Bag	X	X		X									
SH2449	MW-602	11-21	Bag	X	X	X										
SH2450	MW-603	14-21	Bag	X	X		X									
SH2451	MW-604	9-11	Bag	X	X		X									
SH2452	MW-605	8-9	Bag	X	X	X										
SH2453	MW-606	14-16	Bag	X	X		X									
SH2454	P-602	44-46	Bag	X	X		X									
SH2455	P-604	19-26	Bag	X	X	X										
SH2456	SB-607	6-7.1	Tube	O	O	O					NP	NP	ST	O		O
SH2457	SB-607	7.2-7.5	Bag	X	X		X									
SH2458	SB-611	14-16	Bag	X	X		X									
SH2459	SB-616	24-29	Bag	X	X	X										
SH2460	SB-625	14-19	Bag	X	X		X									
SH2461	SB-625	9-14	Bag	X	X		X									
SH2462	SB-629(1)	9-11(9')	Tube	O	O	O					NP	NP	O	O		O
SH2462	SB-629(2)	9-11(10')	Tube			O								O		
SH2463	T-1	none	Bucket	X	X	X				O						X
SH2464	T-2	none	Bucket	X	X	X		O	O	O						X
SH2465	T-3	none	Bucket	X	X	X				O						X
Total Number of Analyses Performed				32	32	20	13	1	1	6pts	0	0	3	5	0	7

Table Updated 12/20/06

Test Requested on Chain of Custody
X Test Results Transmitted on 12/05/06
O Test Results Transmitted on 12/20/06

NP Test not possible due to non-plastic sample
ST Test not possible due to damaged Shelby tube

SOIL PROPERTIES SUMMARY TABLE

Client: Foth & Van Dyke Date: 12/19/2006
Project: KEMC Eagle South Job #: 06-1-17097

From Consolidation Tests

KSB-9 (10-12'), SH2446 USCS Class: Silty Sand (SM) Color: Dark Brown (10YR 3/3)

	w (%)	Wet Density (pcf)	Dry Density (pcf)	Gs
Initial	37.5	111.8	81.3	
Final	32.1	117.4	88.9	2.62

KSB-9 (14-16'), SH2447 USCS Class: Sandy Silt (ML) Color: Olive Brown (2.5Y 4/3)

	w (%)	Wet Density (pcf)	Dry Density (pcf)	Gs
Initial	23.9	125.8	101.5	
Final	21.9	127.9	104.9	2.66

SB629 (9-11'), SH2462 USCS Class: Silty Sand (SM) Color: Black (7.5YR 2.5/1)

	w (%)	Wet Density (pcf)	Dry Density (pcf)	Gs
Initial	5.9	104.2	98.4	
Final	26.7	131.6	103.9	2.99

From Permeability Tests

KSB-9 (10-12'), SH2446 USCS Class: Silty Sand (SM) Color: Dark Brown (10YR 3/3)

w (%)	Wet Density (pcf)	Dry Density (pcf)	Gs	**k (cm/sec)**
19.6	124.2	103.8	2.47	**1.1E-05**

KSB-9 (14-16'), SH2447 USCS Class: Sandy Silt (ML) Color: Olive Brown (2.5Y 4/3)

w (%)	Wet Density (pcf)	Dry Density (pcf)	Gs	**k (cm/sec)**
23.3	127.7	103.6	2.71	**2.5E-05**

SB607 (6-7.1'), SH2456 USCS Class: Sandy Silt (ML) Color: Dark Yellowish Brown (10YR 3/6)

	w (%)	Wet Density (pcf)	Dry Density (pcf)	Gs	k (cm/sec)	
Initial	20.7	119.8	99.2			*Result may not be representative because of possible side leakage
Final	22.8	121.9	99.2	2.49	7.3E-02*	likely due to sample disturbance

SB629 (9-11'), SH2462 (Trial 1) USCS Class: Silty Sand (SM) Color: Black (7.5YR 2.5/1)

	w (%)	Wet Density (pcf)	Dry Density (pcf)	Gs	**k (cm/sec)**
Initial	7.8	110.4	102.4		
Final	22.9	125.8	102.4	2.63	**1.2E-02**

SB629 (9-11'), SH2462 (Trial 2) USCS Class: Poorly Graded Sand with Silt (SP-SM) Color: Black (7.5YR 2.5/1)

	w (%)	Wet Density (pcf)	Dry Density (pcf)	Gs	**k (cm/sec)**
Initial	8.8	109.1	100.4		
Final	26.8	127.2	100.4	2.82	**3.6E-02**

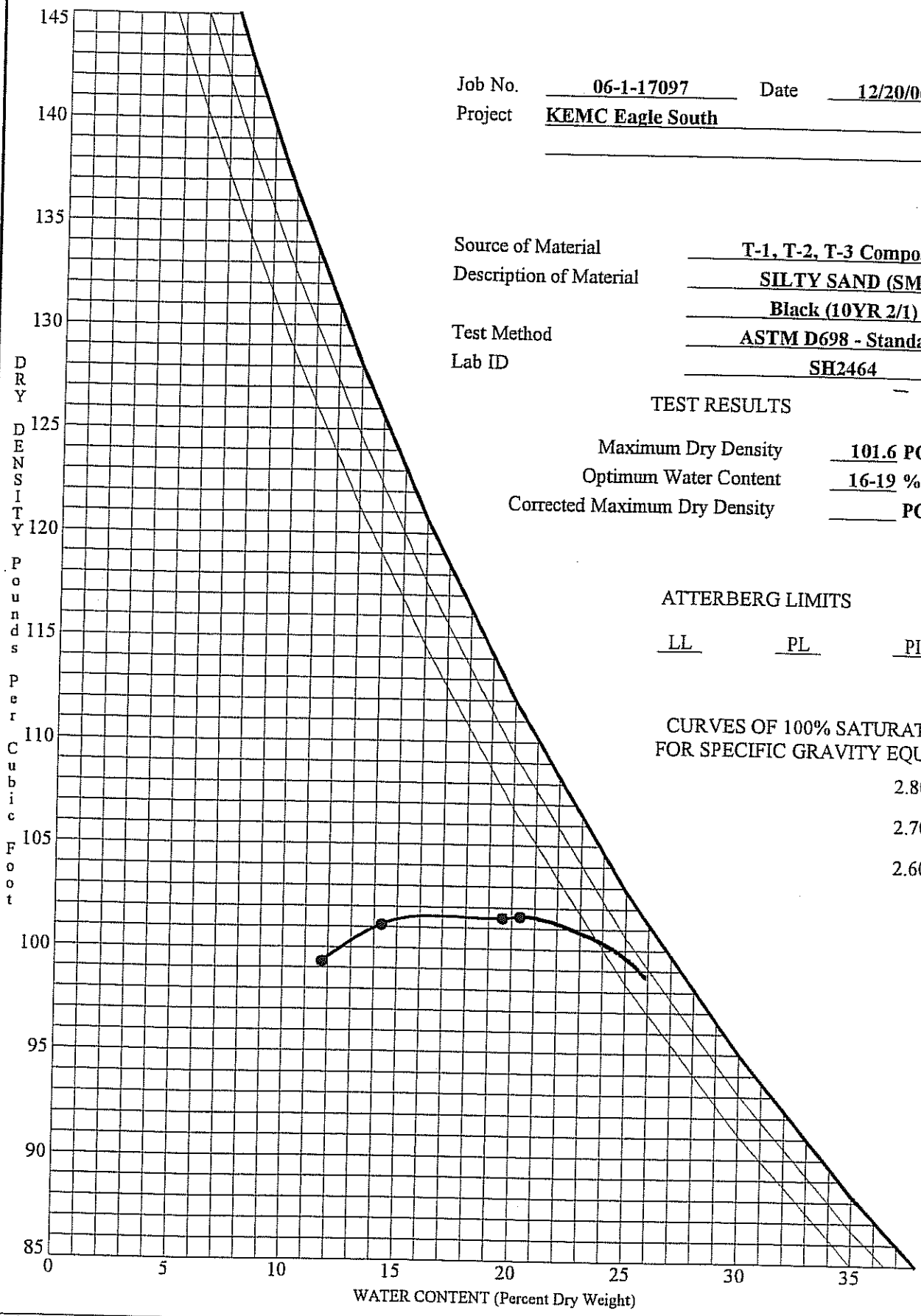

Job No. 06-1-17097 Date 12/20/06

Project KEMC Eagle South

Source of Material T-1, T-2, T-3 Composite

Description of Material SILTY SAND (SM)

Black (10YR 2/1)

Test Method ASTM D698 - Standard

Lab ID SH2464

TEST RESULTS

Maximum Dry Density 101.6 PCF

Optimum Water Content 16-19 %

Corrected Maximum Dry Density _____ PCF

ATTERBERG LIMITS

LL PL PI

CURVES OF 100% SATURATION FOR SPECIFIC GRAVITY EQUAL TO:

2.80

2.70

2.60

MILLER
ENGINEERS
SCIENTISTS

MOISTURE-DENSITY RELATIONSHIP

COMPACT EAGLE SOUTH GINT.GPJ MLLR_ENG.GDT 12/20/06 13:10

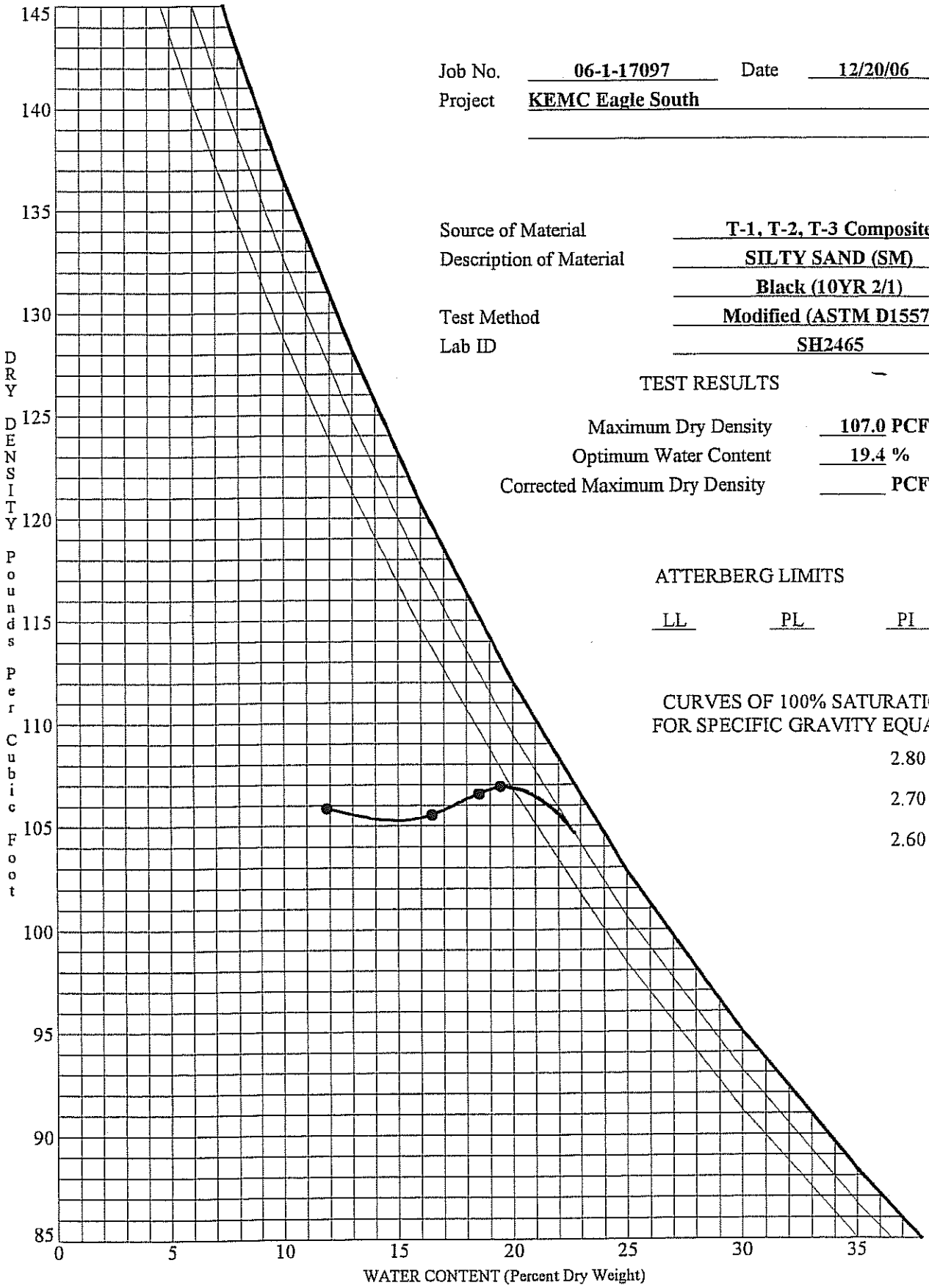

Job No. 06-1-17097 Date 12/20/06

Project KEMC Eagle South

Source of Material T-1, T-2, T-3 Composite

Description of Material SILTY SAND (SM)

Black (10YR 2/1)

Test Method Modified (ASTM D1557)

Lab ID SH2465

TEST RESULTS

Maximum Dry Density 107.0 PCF

Optimum Water Content 19.4 %

Corrected Maximum Dry Density _____ PCF

ATTERBERG LIMITS

LL PL PI

CURVES OF 100% SATURATION FOR SPECIFIC GRAVITY EQUAL TO:

2.80

2.70

2.60

MILLER ENGINEERS SCIENTISTS

MOISTURE-DENSITY RELATIONSHIP

COMPACT EAGLE SOUTH GINT.GPJ MLLR_ENG.GDT 12/20/06 13:12

Client Foth & Van Dyke
Project KEMC Eagle South
Date 12/12/2006
ME&S Job No. 06-1-17097 30-500

CONSOLIDATED, DRAINED DIRECT SHEAR TESTS (ASTM D3080)

Sample: T-1, T-2, T-3 Composite

Initial Moisture Content w(i) = 9.1%
Average Specific Gravity = 2.99

Test	Moist Unit Weight Static Consol. at w(i) (PCF)	Moist Unit Weight After Shearing at w(f) (PCF)	Final Moisture (%)	Dry Unit Weight Static Consol at w(i) (PCF)	Dry Unit Weight After Shearing at w(f) (PCF)	Consolidation= Normal Stress (PSF)	Max. Shear Stress (PSF)
1	87.2	112.4	22.6	79.9	92	586	544
						1172	963
						2919	2469
2	82.2	119.4	24.8	75.3	96	586	494
						1172	840
3	87.4	124.2	26.9	80.1	98	2919	1926
3 (void)	87.7	130.0	25.7	80.4	103	1172	NA
						2919	NA

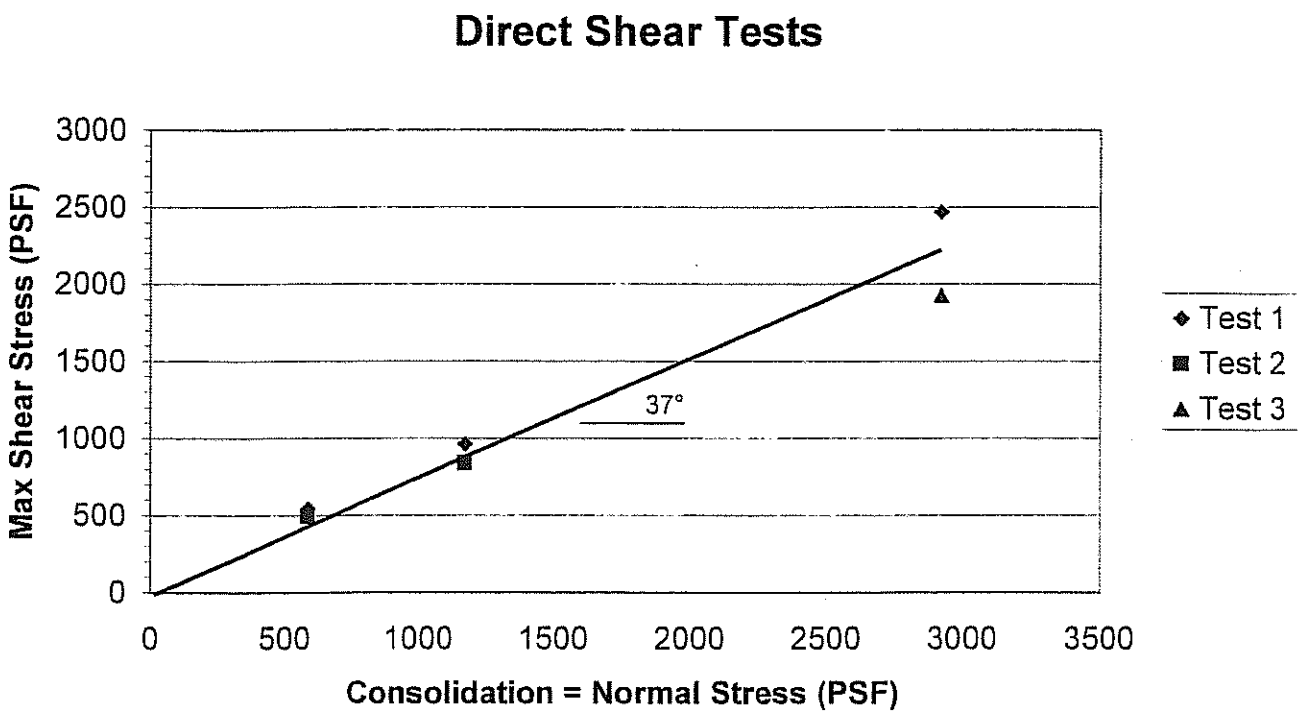

Falling Head Permeameter

Client:	Foth & Van Dyke	ME&S Job No.	06-1-17097 30-500
Project:	KEMC Eagle South	Date	12/13/2006
Sample:	**KSB-9 (10-12')**	Lab ID:	SH2446

Cross sectional area of the standpipe	0.202	in^2	1.3	cm^2
Diameter of soil specimen	2.846	in	7.229	cm
Cross sectional area of the soil specimen	2.235	in^2	5.678	cm^2
Height of Specimen	3.746	in	9.515	cm
Height from manometer base to outlet	38.5	in	97.790	cm

Entered Constants

Test 1

Clock Time	Elapsed Time (sec)	Initial Manom. Water Height (mm)	Final Manom. Water Height (mm)	Initial Head Diff. H1 (cm)	Final Head Diff. H2 (cm)	Permeability (cm/sec)
12/6/06 4:10 PM	0		590			
12/7/06 10:00 AM	64200	590	123	156.79	110.09	1.200E-05
					Average k =	1.200E-05

Test 2

Clock Time	Elapsed Time (sec)	Initial Manom. Water Height (mm)	Final Manom. Water Height (mm)	Initial Head Diff. H1 (cm)	Final Head Diff. H2 (cm)	Permeability (cm/sec)
12/7/06 10:00 AM	0		580			
12/8/06 8:30 AM	81000	580	63	155.79	104.09	1.085E-05
					Average k =	1.085E-05

Test 3

Clock Time	Elapsed Time (sec)	Initial Manom. Water Height (mm)	Final Manom. Water Height (mm)	Initial Head Diff. H1 (cm)	Final Head Diff. H2 (cm)	Permeability (cm/sec)
12/8/06 8:30 AM	0		520			
12/8/06 4:15 PM	27900	520	324	149.79	130.19	1.095E-05
					Average k =	1.095E-05

Test 4

Clock Time	Elapsed Time (sec)	Initial Manom. Water Height (mm)	Final Manom. Water Height (mm)	Initial Head Diff. H1 (cm)	Final Head Diff. H2 (cm)	Permeability (cm/sec)
9:45:00 AM	0		504			
10:45:00 AM	3600	504	471	148.19	144.89	1.363E-05
12:00:00 PM	4500	471	439	144.89	141.69	1.081E-05
12:55:00 PM	3300	439	416	141.69	139.39	1.081E-05
4:10:00 PM	11700	416	341	139.39	131.89	1.030E-05
7:40:00 AM	55800	341	52	131.89	102.99	9.659E-06
9:15:00 AM	5700	52	27	102.99	100.49	9.394E-06
					Average k =	1.000E-05

Test 5

Clock Time	Elapsed Time (sec)	Initial Manom. Water Height (mm)	Final Manom. Water Height (mm)	Initial Head Diff. H1 (cm)	Final Head Diff. H2 (cm)	Permeability (cm/sec)
9:15:00 AM	0		510			
2:10:00 PM	17700	510	388	148.79	136.59	1.053E-05
					Average k =	1.053E-05

Permeability k = 1.1E-05 cm/sec

Falling Head Permeameter

Client:	Foth & Van Dyke	ME&S Job No.	06-1-17097 30-500
Project:	KEMC Eagle South	Date	12/13/2006
Sample:	**KSB-9 (14-16')**	Lab ID:	SH2447

Cross sectional area of the standpipe	0.817 in^2	5.27 cm^2
Diameter of soil specimen	2.835 in	7.201 cm
Cross sectional area of the soil specimen	2.227 in^2	5.656 cm^2
Height of Specimen	5.71 in	14.503 cm
Height from manometer base to outlet	38.5 in	97.790 cm

Entered Constants

Test 1

Clock Time	Elapsed Time (sec)	Initial Manom. Water Height (mm)	Final Manom. Water Height (mm)	Initial Head Diff. H1 (cm)	Final Head Diff. H2 (cm)	Permeability (cm/sec)
12/6/06 10:30 AM	0		503			
12/6/06 3:40 PM	18600	503	440	148.09	141.79	3.159E-05
12/7/06 10:00 AM	66000	440	258	141.79	123.59	2.814E-05
12/8/06 8:30 AM	81000	258	81	123.59	105.89	2.579E-05
					Average k =	2.738E-05

Test 2

Clock Time	Elapsed Time (sec)	Initial Manom. Water Height (mm)	Final Manom. Water Height (mm)	Initial Head Diff. H1 (cm)	Final Head Diff. H2 (cm)	Permeability (cm/sec)
8:30:00 AM	0		540			
4:15:00 PM	27900	540	462	151.79	143.99	2.556E-05
					Average k =	2.556E-05

Cross sectional area of the standpipe	0.195 in^2	1.26 cm^2
Diameter of soil specimen	2.835 in	7.201 cm
Cross sectional area of the soil specimen	2.227 in^2	5.656 cm^2
Height of Specimen	5.71 in	14.503 cm
Height from manometer base to outlet	38.5 in	97.790 cm

Entered Constants

Test 1

Clock Time	Elapsed Time (sec)	Initial Manom. Water Height (mm)	Final Manom. Water Height (mm)	Initial Head Diff. H1 (cm)	Final Head Diff. H2 (cm)	Permeability (cm/sec)
9:45:00 AM	0		495			
10:45:00 AM	3600	495	452	147.29	142.99	2.660E-05
12:55:00 PM	7800	452	377	142.99	135.49	2.232E-05
4:10:00 PM	11700	377	272	135.49	124.99	2.228E-05
					Average k =	2.297E-05

Permeability k = 2.5E-05 cm/sec

Falling Head Permeameter

Client:	Foth & Van Dyke	ME&S Job No.	06-1-17097 30-500
Project:	KEMC Eagle South	Date:	12/13/2006
Sample:	**SB607 (6-7.1')**	Lab ID:	SH2456

Cross sectional area of the standpipe	0.818 in^2	5.28 cm^2
Diameter of soil specimen	2.835 in	7.201 cm
Cross sectional area of the soil specimen	2.227 in^2	5.656 cm^2
Height of Specimen	4.27 in	10.846 cm
Height from manometer base to outlet	0 in	0.000 cm

Entered Constants

Test 1

Clock Time	Elapsed Time (sec)	Initial Manom. Water Height (mm)	Final Manom. Water Height (mm)	Initial Head Diff. H1 (cm)	Final Head Diff. H2 (cm)	Permeability (cm/sec)
	0		500			—
	223	500	100	50.00	10.00	7.309E-02
					Average k =	7.309E-02

Test 2

Clock Time	Elapsed Time (sec)	Initial Manom. Water Height (mm)	Final Manom. Water Height (mm)	Initial Head Diff. H1 (cm)	Final Head Diff. H2 (cm)	Permeability (cm/sec)
	0		500			
	224	500	100	50.00	10.00	7.277E-02
					Average k =	7.277E-02

Test 3

Clock Time	Elapsed Time (sec)	Initial Manom. Water Height (mm)	Final Manom. Water Height (mm)	Initial Head Diff. H1 (cm)	Final Head Diff. H2 (cm)	Permeability (cm/sec)
	0		250			
	381	250	15	25.00	1.50	7.478E-02
					Average k =	7.478E-02

Test 4

Clock Time	Elapsed Time (sec)	Initial Manom. Water Height (mm)	Final Manom. Water Height (mm)	Initial Head Diff. H1 (cm)	Final Head Diff. H2 (cm)	Permeability (cm/sec)
0	0		150			
9	9	150	140	15.00	14.00	7.764E-02
19	10	140	130	14.00	13.00	7.505E-02
30	11	130	120	13.00	12.00	7.369E-02
43	13	120	110	12.00	11.00	6.778E-02
54	11	110	100	11.00	10.00	8.775E-02
69	15	100	90	10.00	9.00	7.114E-02
85	16	90	80	9.00	8.00	7.455E-02
102	17	80	70	8.00	7.00	7.955E-02
123	21	70	60	7.00	6.00	7.434E-02
148	25	60	50	6.00	5.00	7.386E-02
182	34	50	40	5.00	4.00	6.647E-02
230	48	40	30	4.00	3.00	6.070E-02
					Average k =	7.087E-02

Permeability k = 7.3E-02 cm/s

Falling Head Permeameter

Client:	Foth & Van Dyke	ME&S Job No.	06-1-17097 30-500
Project:	KEMC Eagle South	Date:	12/13/2006
Sample:	**SB629 (9-11'), Trial 1**	Lab ID:	SH2462

Cross sectional area of the standpipe	0.817	in^2	5.27	cm^2
Diameter of soil specimen	2.835	in	7.201	cm
Cross sectional area of the soil specimen	2.227	in^2	5.656	cm^2
Height of Specimen	4.891	in	12.423	cm
Height from manometer base to outlet	38.5	in	97.790	cm

Entered Constants

Test 1

Clock Time	Elapsed Time (sec)	Initial Manom. Water Height (mm)	Final Manom. Water Height (mm)	Initial Head Diff. H1 (cm)	Final Head Diff. H2 (cm)	Permeability (cm/sec)
	0		390			
	252	390	90	136.79	106.79	1.138E-02
					Average k =	1.138E-02

Test 2

Clock Time	Elapsed Time (sec)	Initial Manom. Water Height (mm)	Final Manom. Water Height (mm)	Initial Head Diff. H1 (cm)	Final Head Diff. H2 (cm)	Permeability (cm/sec)
0	0		230			
16	16	230	210	120.79	118.79	1.208E-02
32	16	210	190	118.79	116.79	1.229E-02
49	17	190	170	116.79	114.79	1.176E-02
67	18	170	150	114.79	112.79	1.131E-02
84	17	150	130	112.79	110.79	1.219E-02
104	20	130	100	110.79	107.79	1.589E-02
130	26	100	80	107.79	105.79	8.340E-03
149	19	80	60	105.79	103.79	1.163E-02
169	20	60	40	103.79	101.79	1.126E-02
189	20	40	20	101.79	99.79	1.149E-02
198	9	20	10	99.79	98.79	1.296E-02
208	10	10	0	98.79	97.79	1.178E-02
					Average k =	1.176E-02

Permeability k = 1.2E-02 cm/sec

Falling Head Permeameter

Client:	Foth & Van Dyke	ME&S Job No.	06-1-17097 30-500
Project:	KEMC Eagle South	Date:	12/13/2006
Sample:	**SB629 (9-11'), Trial 2**	Lab ID:	SH2462

Cross sectional area of the standpipe	0.817 in^2	5.27 cm^2
Diameter of soil specimen	2.827 in	7.181 cm
Cross sectional area of the soil specimen	2.220 in^2	5.640 cm^2
Height of Specimen	6.92 in	17.577 cm
Height from manometer base to outlet	-1.693 in	-4.300 cm

Entered Constants

Test 1

Clock Time	Elapsed Time (sec)	Initial Manom. Water Height (mm)	Final Manom. Water Height (mm)	Initial Head Diff. H1 (cm)	Final Head Diff. H2 (cm)	Permeability (cm/sec)
0	0		500			
25	25	500	475	45.70	43.20	3.697E-02
51	26	475	450	43.20	40.70	3.767E-02
78	27	450	425	40.70	38.20	3.857E-02
108	30	425	400	38.20	35.70	3.706E-02
141	33	400	375	35.70	33.20	3.614E-02
177	36	375	350	33.20	30.70	3.572E-02
214	37	350	325	30.70	28.20	3.771E-02
256	42	325	300	28.20	25.70	3.631E-02
303	47	300	275	25.70	23.20	3.577E-02
355	52	275	250	23.20	20.70	3.602E-02
413	58	250	225	20.70	18.20	3.646E-02
481	68	225	200	18.20	15.70	3.570E-02
559	78	200	175	15.70	13.20	3.653E-02
657	98	175	150	13.20	10.70	3.520E-02
779	122	150	125	10.70	8.20	3.583E-02
					Average k =	3.623E-02

Test 2

Clock Time	Elapsed Time (sec)	Initial Manom. Water Height (mm)	Final Manom. Water Height (mm)	Initial Head Diff. H1 (cm)	Final Head Diff. H2 (cm)	Permeability (cm/sec)
0	0		500			
25	25	500	475	45.70	43.20	3.697E-02
51	26	475	450	43.20	40.70	3.767E-02
79	28	450	425	40.70	38.20	3.719E-02
109	30	425	400	38.20	35.70	3.706E-02
141	32	400	375	35.70	33.20	3.727E-02
176	35	375	350	33.20	30.70	3.675E-02
214	38	350	325	30.70	28.20	3.672E-02
256	42	325	300	28.20	25.70	3.631E-02
300	44	300	275	25.70	23.20	3.821E-02
353	53	275	250	23.20	20.70	3.534E-02
411	58	250	225	20.70	18.20	3.646E-02
476	65	225	200	18.20	15.70	3.734E-02
555	79	200	175	15.70	13.20	3.607E-02
653	98	175	150	13.20	10.70	3.520E-02
775	122	150	125	10.70	8.20	3.583E-02
996	221	125	95	8.20	5.20	3.386E-02
1345	349	95	70	5.20	2.70	3.085E-02
					Average k =	3.585E-02

Permeability K = 3.6E-02 cm/sec

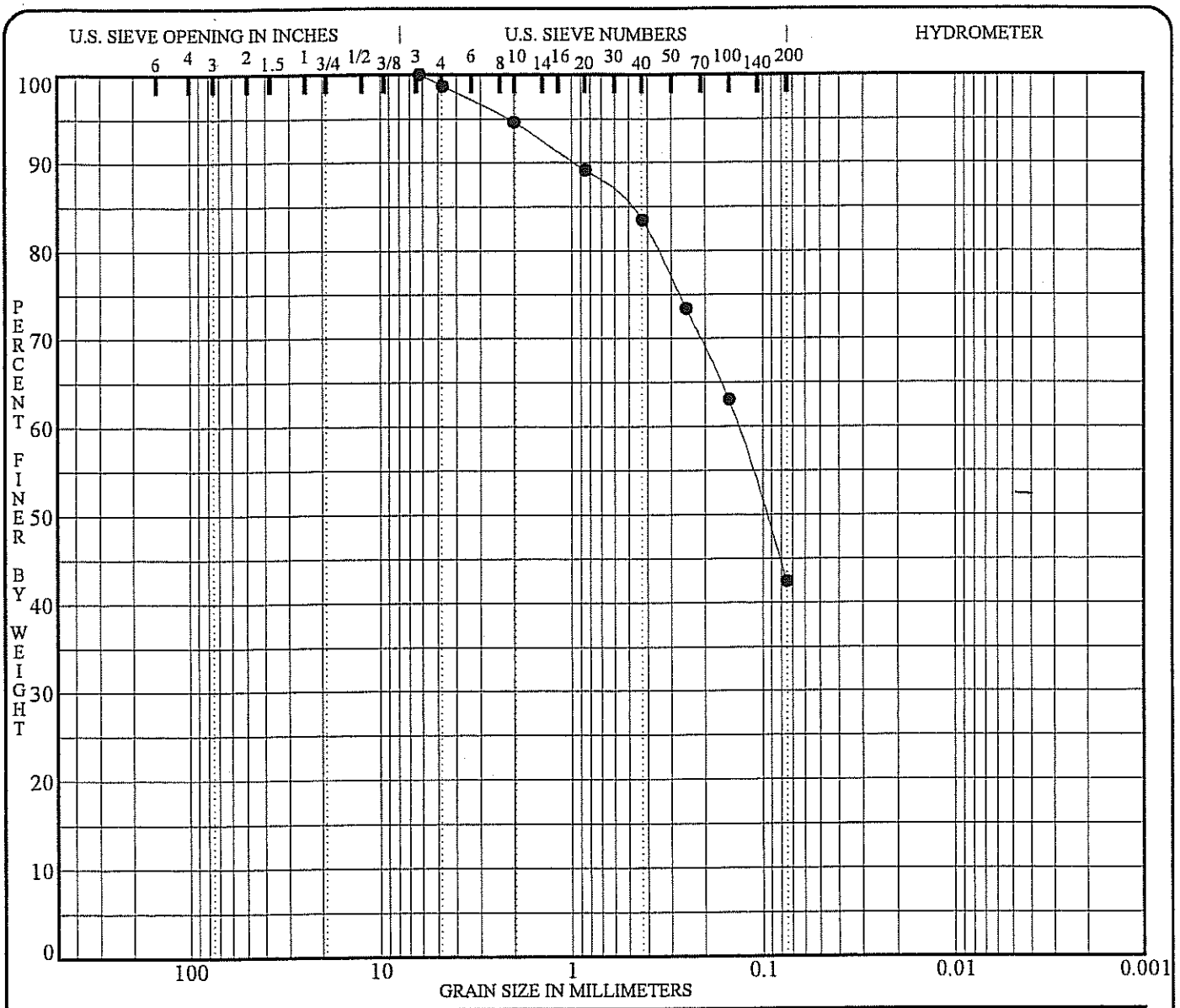

COBBLES	GRAVEL		SAND			SILT OR CLAY
	coarse	fine	coarse	medium	fine	

	Specimen Identification	Classification	MC%	LL	PL	PI	Cc	Cu
●	KSB-9	SILTY SAND (SM)						
⊠	LAB ID: SH2446	Dark Brown (10YR 3/3)						
▲								
★								
⊙								

	Specimen Identification	D100	D60	D30	D10	%Gravel	%Sand	%Silt	%Clay
●	KSB-9	6.25	0.14			1.3	56.3	42.4	
⊠									
▲									
★									
⊙									

CLIENT : Foth & Van Dyke
PROJECT: KEMC Eagle South

JOB NO.: 06-1-17097
TEST DATE: 12/20/06
SOURCE: 10-12'
SAMPLED BY: F&VD
TESTED BY: SCJ
REVIEWED BY: RGM

MILLER
ENGINEERS
SCIENTISTS

GRAIN SIZE ANALYSIS
ASTM D422

GRAFSIEV EAGLE SOUTH GINT.GPJ MLLR ENG.GDT 12/20/06 13:15

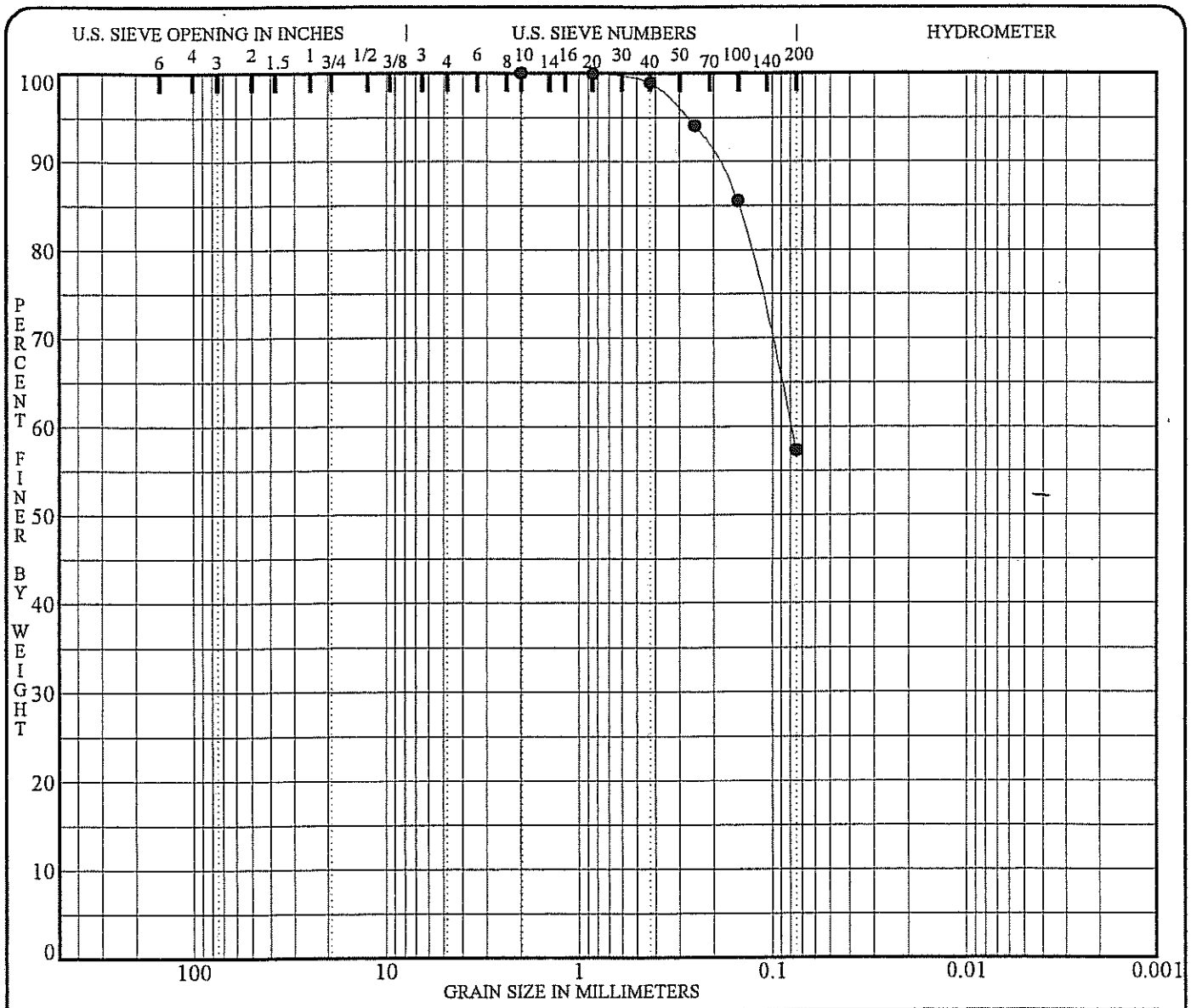

COBBLES	GRAVEL		SAND			SILT OR CLAY
	coarse	fine	coarse	medium	fine	

	Specimen Identification	Classification	MC%	LL	PL	PI	Cc	Cu
●	**KSB9**	**SANDY SILT (ML)**						
⊠	LAB ID: **SH2447**	Olive Brown (2.5Y 4/3)						
▲								
★								
⊙								

	Specimen Identification	D100	D60	D30	D10	%Gravel	%Sand	%Silt	%Clay
●	**KSB9**	**2.00**	**0.08**			**0.0**	**42.7**	**57.3**	
⊠									
▲									
★									
⊙									

CLIENT : **Foth & Van Dyke**
PROJECT: **KEMC Eagle South**

JOB NO.: **06-1-17097**
TEST DATE: **12/20/06**
SOURCE: **14-16'**
SAMPLED BY: **FVD**
TESTED BY: **SCJ**
REVIEWED BY: **RGM**

MILLER
ENGINEERS
SCIENTISTS

GRAIN SIZE ANALYSIS
ASTM D422

GRAFSIEV EAGLE SOUTH GINT.GPJ MLLR_ENG.GDT 12/20/06 13:17



COBBLES	GRAVEL		SAND			SILT OR CLAY
	coarse	fine	coarse	medium	fine	

	Specimen Identification	Classification	MC%	LL	PL	PI	Cc	Cu
●	**SB607**	**SANDY SILT (ML)**						
⊠	LAB ID: **SH2456**	Dark Yellowish Brown (10YR 3/6)						
▲								
★								
⊙								

	Specimen Identification	D100	D60	D30	D10	%Gravel	%Sand	%Silt	%Clay
●	**SB607**	**2.00**	**0.08**			**0.0**	**40.3**	**59.7**	
⊠									
▲									
★									
⊙									

CLIENT : **Foth & Van Dyke**
PROJECT: **KEMC Eagle South**

JOB NO.: **06-1-17097**
TEST DATE: **12/20/06**
SOURCE: **6-7.1'**
SAMPLED BY: **F&VD**
TESTED BY: **SCJ**
REVIEWED BY: **RGM**

MILLER
ENGINEERS
SCIENTISTS

GRAIN SIZE ANALYSIS
ASTM D422

GRAFSIEV EAGLE SOUTH GINT.GPJ MLLR ENG.GDT 12/20/06 13:19

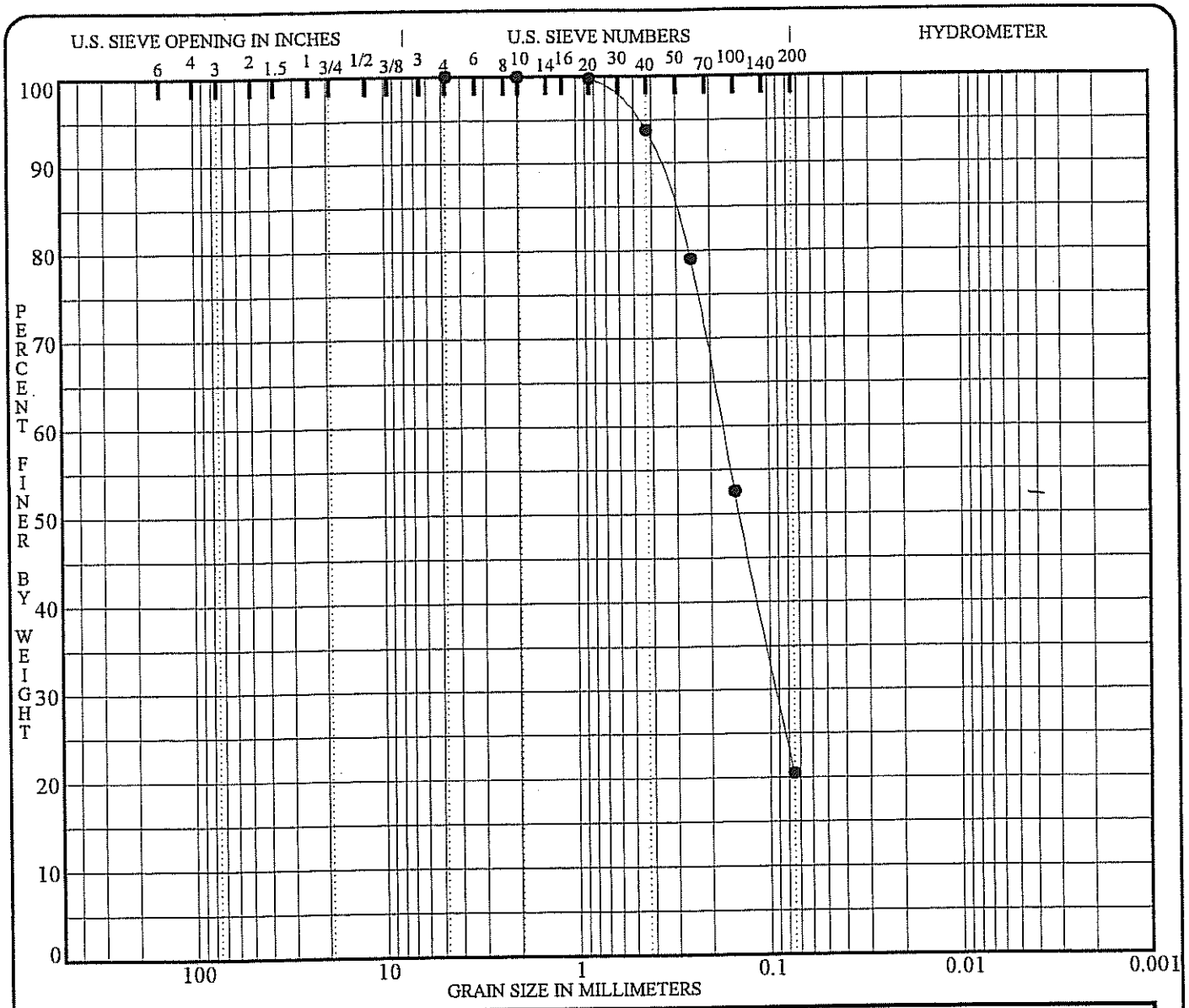

COBBLES	GRAVEL		SAND			SILT OR CLAY
	coarse	fine	coarse	medium	fine	

	Specimen Identification	Classification	MC%	LL	PL	PI	Cc	Cu
●	**SB629 (Trial 1)**	**SILTY SAND (SM)**						
⊠	LAB ID: **SH2462**	Black (7.5YR 2.5/1)						
▲								
★								
⊙								

	Specimen Identification	D100	D60	D30	D10	%Gravel	%Sand	%Silt	%Clay
●	**SB629**	**4.75**	**0.17**	**0.092**		**0.0**	**79.5**	**20.5**	
⊠									
▲									
★									
⊙									

CLIENT : **Foth & Van Dyke**
PROJECT: **KEMC Eagle South**

JOB NO.: **06-1-17097**
TEST DATE: **12/20/06**
SOURCE: **9-11'**
SAMPLED BY: **FVD**
TESTED BY: **SCJ**
REVIEWED BY: **RGM**

MILLER
ENGINEERS
SCIENTISTS

GRAIN SIZE ANALYSIS
ASTM D422

GRAFSIEV EAGLE SOUTH GINT.GPJ MLLR_ENG.GDT 12/20/06 13:25

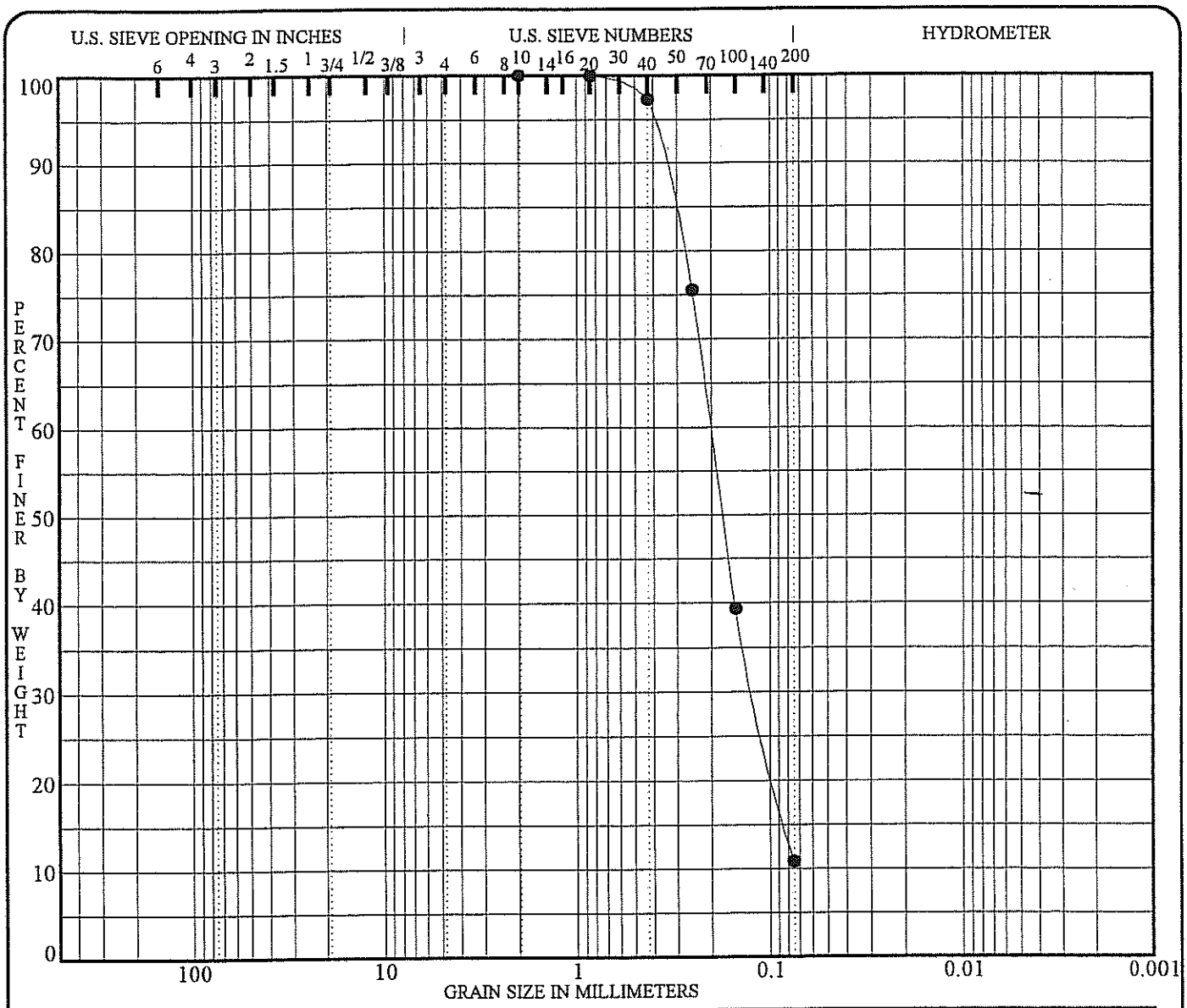

COBBLES	GRAVEL		SAND			SILT OR CLAY
	coarse	fine	coarse	medium	fine	

	Specimen Identification	Classification	MC%	LL	PL	PI	Cc	Cu
●	**SB629 (Trial 2)**	**POORLY GRADED SAND WITH SILT (SP-SM)**					**0.97**	**2.7**
⊠	LAB ID: **SH2462**	Black (7.5YR 2.5/1)						
▲								
★								
⊙								

	Specimen Identification	D100	D60	D30	D10	%Gravel	%Sand	%Silt	%Clay
●	**SB629**	**2.00**	**0.20**	**0.120**		**0.0**	**89.2**	**10.8**	
⊠									
▲									
★									
⊙									

CLIENT : **Foth & Van Dyke**
PROJECT: **KEMC Eagle South**

JOB NO.: **06-1-17097**
TEST DATE: **12/20/06**
SOURCE: **9-11'**
SAMPLED BY: **FVD**
TESTED BY: **SCJ**
REVIEWED BY: **RGM**

MILLER
ENGINEERS
SCIENTISTS

GRAIN SIZE ANALYSIS
ASTM D422

GRAFSIEV EAGLE SOUTH GINT.GPJ MLLR_ENG.GDT 12/20/06 13:22

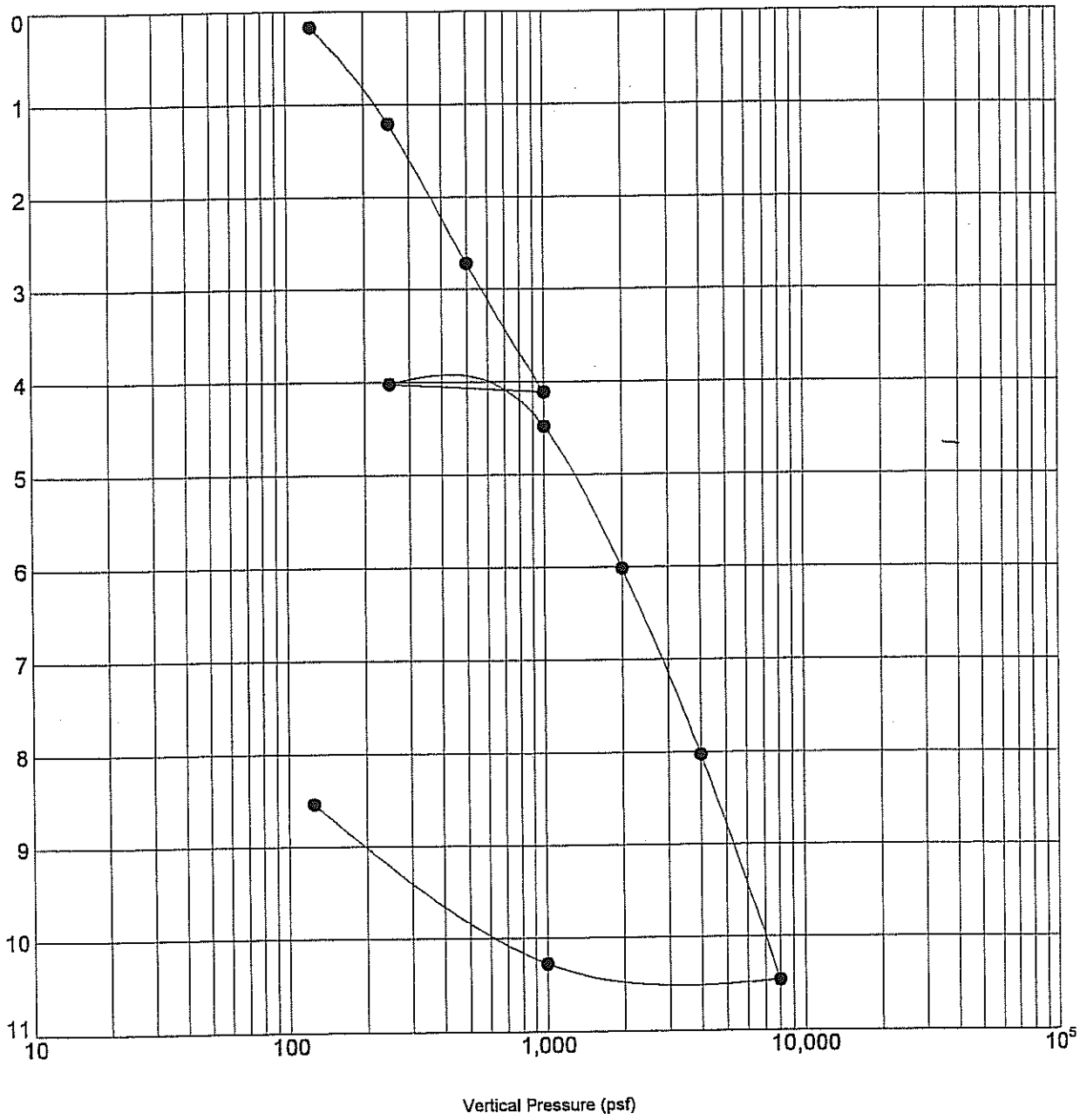

Specimen Identification		Classification	γ_w	γ_d	MC%
●	KSB-9 11.0'	SILTY SAND (SM)	111.9	81.3	37.5
	LAB ID: SH2446	Specific Gravity = 2.62			

MILLER ENGINEERS SCIENTISTS

Miller Engineers & Scientists
5308 South Twelfth
Sheboygan, WI 53081
Telephone: 1-920-458-6164
Fax: 1-920-458-0369

CONSOLIDATION TEST (ASTM D2435)

Project: KEMC Eagle South

Location:

Number: 06-1-17097

CONSOLIDATION MILLER EAGLE SOUTH GINT.GPJ MLLR ENG.GDT 12/19/08 10:42

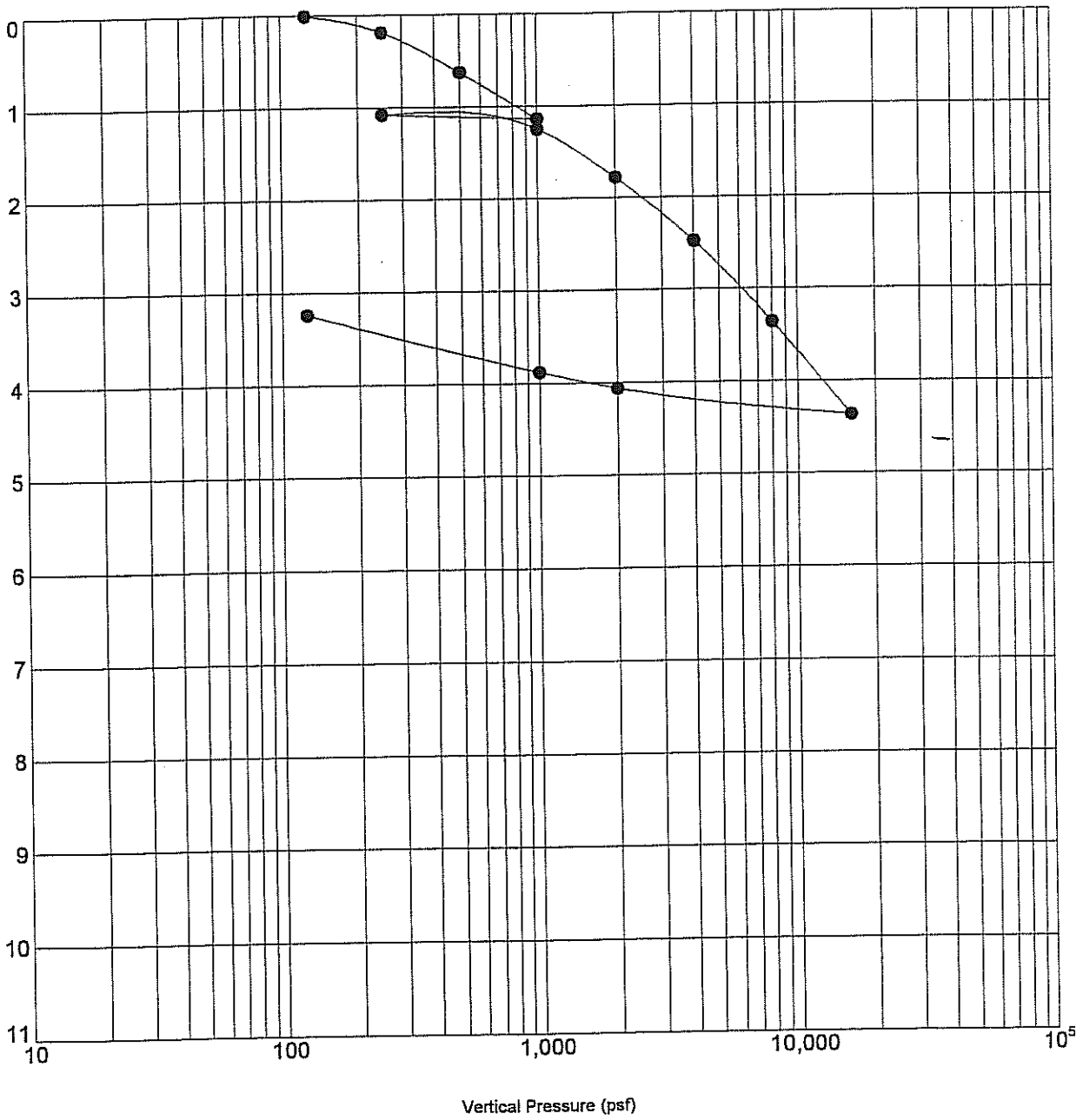

Specimen Identification		Classification	γ_w	γ_d	MC%
● KSB-9	15.0'	SANDY SILT (ML)	125.8	101.5	23.9
LAB ID: SH2447		SPECIFIC GRAVITY = 2.66			

MILLER ENGINEERS SCIENTISTS
Miller Engineers & Scientists
5308 South Twelfth
Sheboygan, WI 53081
Telephone: 1-920-458-6164
Fax: 1-920-458-0369

CONSOLIDATION TEST (ASTM D2435)

Project: KEMC Eagle South

Location:

Number: 06-1-17097

CONSOLIDATION MILLER EAGLE SOUTH GINT.GPJ MILLR ENG.GDT 12/19/06 10:46

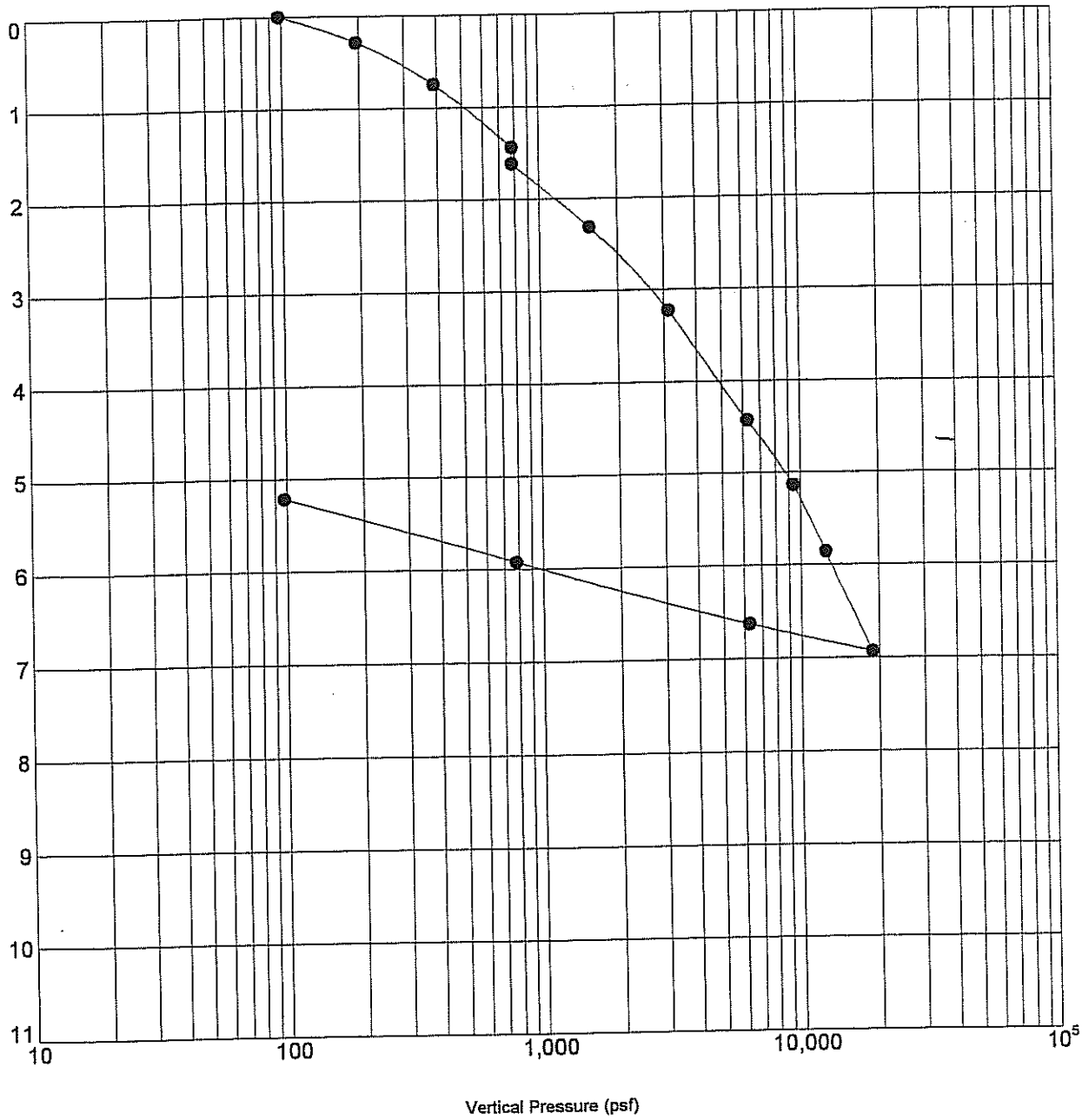

Specimen Identification		Classification	γ_w	γ_d	MC%
● SB-629	10.0'	SILTY SAND (SM)	104.2	98.3	5.9
LAB ID: SH2462		SPECIFIC GRAVITY = 2.99			

MILLER ENGINEERS SCIENTISTS
Miller Engineers & Scientists
5308 South Twelfth
Sheboygan, WI 53081
Telephone: 1-920-458-6164
Fax: 1-920-458-0369

CONSOLIDATION TEST (ASTM D2435)

Project: KEMC Eagle South

Location:

Number: 06-1-17097

CONSOLIDATION MILLER EAGLE SOUTH GINT.GPJ MILLR ENG.GDT 12/19/06 10:48

C-4

Slug Test Results

North Jackson
Company
1004 Harbor Hills Dr., Suite 102
Marquette, MI 49855
906.225.6787

Memorandum

July 19, 2007

To: Jeff Lynott, Foth and Van Dyke

From: Dan Wiitala

CC: Jon Cherry, Kennecott Minerals Company; NJC Humboldt Mill project file

RE: **Humboldt Mill Site Aquifer Hydraulic Conductivity Determinations**

Single-well aquifer tests consisting of both slug tests and pumping tests were conducted in monitoring wells at the Humboldt Mill site for the purpose of obtaining order-of-magnitude estimates of the hydraulic conductivity of aquifer materials across a broad area of the site. This work was performed as part of the 2007 groundwater monitoring work plan (Foth and Van Dyke, February 2007, revised June 2007) to assess site conditions in the vicinity of the former Humboldt Mill site and mine pit. The testing procedures were initiated during the time period corresponding to maximum annual water table elevations in mid-May and were completed in late June 2007.

Forty-two monitoring well locations were included for testing (Table 1, Figure 1). The locations included:

1. Existing monitoring wells installed by Callahan Mining Corporation during the 1990s for remedial investigation of contaminant releases near the mill (leaking underground petroleum storage tanks and pyrite and leach residue associated with Callahan Mining Corporation's Ropes Gold Mine operations), (MW-5 through MW-12, MW-100 series, and PW series);
2. Existing monitoring wells installed by Callahan Mining Corporation for mine pit hydrology and gold ore processing tailings disposal studies in the 1980s and 1990s (HW series and HYG-1); and,
3. Monitoring wells installed by Kennecott Eagle Minerals Company in 2006 for baseline environmental assessment near the former mill and iron ore tailings basins (KMW series, MW-600, and P-600 series).

During the initial assessment it was determined that three locations (MW-6, PW-2, and PW-4) were not able to be tested due to insufficient water volume within the wells.

North Jackson
Company
1004 Harbor Hills Dr., Suite 102
Marquette, MI 49855
906.225.6787

Testing and Data Analysis Procedures

The tests were performed by North Jackson Company staff using standard methods for slug tests and single-well pumping tests. The wells were grouped initially on the basis of previous pumping data recorded during water quality sampling events using low-flow purge procedures. These data were used to roughly estimate hydraulic conductivity by an empirical method from specific capacity calculations (Driscoll 1986). Using this method, wells estimated to have moderate to low hydraulic conductivity materials (less than 10^{-2} cm/s) were tested using slug extraction procedures, and wells with hydraulic conductivity (greater than 10^{-2} cm/s) were selected for 1-hour pumping tests.

Slug extractions were performed with either bailers or rapid pumping to remove water, and then water levels were allowed to recover to at least 80% of static water level. The recovery data (measured by pressure transducers) was analyzed using Aqtesolv software (HydroSOLVE, Inc, 2003, v. 3.50.08) utilizing the Bower and Rice unconfined aquifer solution. Visual curve matching (straight-line) was used to select the portion of the recovery data that was estimated to contain the best straight-line data match, generally between the range of 0.1 to 1 feet of displacement. Hydraulic conductivity values calculated from the recovery curves are shown in Table 1. Slug test plots and results for each well are presented in Appendix A.

The pumping tests were run at a constant pumping rate until an apparent equilibrium water level was achieved, as indicated by minimal change in water level with time during the test, up to a maximum of 1 hour. Water levels were recorded during pumping with pressure transducers. The time-drawdown data were analyzed using Aqtesolv software using the Cooper-Jacob method and the unconfined aquifer solution algorithm. Aquifer transmissivity (T) was also calculated from the time-drawdown curves. Visual curve matching was used to estimate the best straight line match to the portion of the time-drawdown curve estimated to best represent true aquifer response. Although the majority of the time-drawdown curves contained 2 or 3 possible straight-line slope matches, in most cases the actual aquifer response was estimated to occur after approximately three minutes of pumping. Data recorded before this interval appeared to be strongly affected by casing water removal and therefore do not represent actual aquifer properties and would likely result in transmissivity calculations much lower than true aquifer properties near the well screen. Hydraulic conductivity (K) was then calculated using the estimated aquifer thickness (b) from the well log data and the relationship T=Kb. Transmissivity and hydraulic conductivity results calculated from the time-drawdown data are included in Table 1.

Specific capacity for each well was also calculated using the pumping rate and drawdown measured at the end of the 1-hour pumping period. These data are presented in Table 1. The specific capacity data were also used to estimate transmissivity and hydraulic conductivity using an empirical method (Driscoll 1986) and an iterative, analytical method software routine (Bradbury and Rothschild 1985) solution based on the Theis

equation. The calculations made by these methods were used as a check against the visual curve matching results with the Cooper-Jacob method and are not presented in this memorandum. In general, the specific capacity-based methods supported the use of the later (after 3 minutes of pumping) curve matches for transmissivity estimates presented in this memorandum and indicated that earlier time curve matches would result in erroneously low calculations of transmissivity and hydraulic conductivity. Pumping test plots and results are presented in Appendix B.

Results and Interpretations

The results indicate that across the wide area of testing, aquifer materials are quite heterogeneous and hydraulic conductivity values range across five orders of magnitude (8^{-5} cm/s to 1 cm/s). A contour plot of the hydraulic conductivity data (converted to base 10 log values) is shown in Figure 2. This plot shows some clustering of the data which suggests that there are underlying hydrogeological features that are giving rise to the spatial distribution of hydraulic conductivity and transmissivity on the site. Higher regions of transmissivity and hydraulic conductivity appear southeast (KMW-10 and MW-604) and southwest of the former mill (KMW-4 and KMW-7) and low transmissivity and hydraulic conductivity materials are generally clustered near the former plant building.

Flow directions interpreted from the groundwater contour map (Figure 1) support the spatial distribution of hydraulic conductivity (Figure 2), as both indicate a convergence of flow toward the areas of higher hydraulic conductivity materials.

References

Bradbury, K.R. and Rothshcild, E.R. 1985. A computerized technique for estimating the hydraulic conductivity of aquifers from specific capacity data. Ground Water, Vol. 23, No. 2.

Driscoll, F.G, 1986. Groundwater and Wells, Second Edition. Johnson Screens, St. Paul, Minnesota.

Attachments

Table
Figures 1, 2
Appendices A, B

TABLE

North Jackson Company
1004 Harbor Hills Drive, Suite 102
Marquette, MI 49855

Table 1
Summary of Aquifer Testing Results
Humboldt Mill

Monitoring Well	Slug Test	Pumping Test	Pump Rate (Q) (gpm)	Drawdown (s) (ft)	Specific Capacity (Q/s) (gpm/ft)	Aquifer Thickness (b)** (ft)	Transmissivity (ft^2/sec)	Transmissivity (ft2/day)	Transmissivity (gpd/ft)	Hydraulic Conductivity (ft/s)	Hydraulic Conductivity (ft/d)	Hydraulic Conductivity (cm/s)
KMW-1	x					11				1.E-05	1.E+00	4.E-04
KMW-2	x					11				5.E-05	4.E+00	1.E-03
KMW-3		x	1.9	0.7	2.7	18	5.E-03	469	4,000	3.E-04	3.E+01	9.E-03
KMW-4		x	2.6	1.3	2.0	17	2.E-02	1440	11,000	1.E-03	8.E+01	3.E-02
KMW-5	x					14				4.E-06	3.E-01	1.E-04
KMW-6		x	1.5	1.4	1.1	6	5.E-03	453	3,000	9.E-04	8.E+01	3.E-02
KMW-7		x	3.1	1.2	2.6	7	2.E-02	1384	10,000	2.E-03	2.E+02	7.E-02
KMW-9		x	1.9	1.6	1.2	34	6.E-03	487	4,000	2.E-04	1.E+01	5.E-03
KMW-9P		x	3.3	1.5	2.2	34	1.E-02	1100	8,000	4.E-04	3.E+01	1.E-02
KMW-10		x	6.0	0.01	600	8	2.E-01	21177	158,000	3.E-02	3.E+03	1.E+00
MW-5	x					8				6.E-07	5.E-02	2.E-05
MW-6	no test	no test										
MW-7	x					7				7.E-06	6.E-01	2.E-04
MW-9	x					6				2.E-04	2.E+01	6.E-03
MW-11	x					8				3.E-06	2.E-01	8.E-05
MW-12		x	1.2	5.0	0.2	12	5.E-03	410		4.E-04	3.E+01	1.E-02
MW-101		x	3.1	2.1	1.5	16	3.E-03	219	2,000	2.E-04	1.E+01	5.E-03
MW-102	x					5				8.E-07	7.E-02	2.E-05
MW-103		x	2.0	1.4	1.5	10	6.E-03	508	4,000	6.E-04	5.E+01	2.E-02
MW-104	x					6				8.E-07	7.E-02	2.E-05
MW-601	x					12				6.E-07	6.E-02	2.E-05
MW-602		x	1.0	0.9	1.1	32	4.E-03	382	3,000	1.E-04	1.E+01	4.E-03
MW-603		x	1.8	1.6	1.1	10	5.E-03	431	3,000	5.E-04	4.E+01	2.E-02
MW-604		x	5.0	0.1	100	22	2.E-01	14610	109,000	8.E-03	7.E+02	2.E-01
MW-605		x	5.7	1.1	5.2	30	1.E-02	1048	8,000	4.E-04	3.E+01	1.E-02
MW-606		x	1.4	2.0	0.7	7	3.E-03	279	2,000	5.E-04	4.E+01	1.E-02
P-602		x	0.9	1.8	0.5	32	5.E-03	423	3,000	2.E-04	1.E+01	5.E-03
P-604		x	4.0	2.9	1.4	22	2.E-02	1503	11,000	8.E-04	7.E+01	2.E-02
P-605		x	2.2	0.2	13	30	5.E-02	4662	35,000	2.E-03	2.E+02	5.E-02
PW-1	x					9				8.E-05	7.E+00	2.E-03
PW-2	no test	no test										
PW-4	no test	no test										
HW-1		x	3.0	1.4	2.2	75	3.E-03	273	2,000	4.E-05	4.E+00	1.E-03
HW-1A		x	2.4	1.3	1.9	75	1.E-02	1198	9,000	2.E-04	2.E+01	6.E-03
HYG-1		x	6.7	1.1	6.1	75	5.E-02	4254	32,000	7.E-04	6.E+01	2.E-02
HW-2		x	1.3	1.9	0.7	28	5.E-03	415	3,000	2.E-04	1.E+01	5.E-03
HW-3		x	6.7	0.9	7.1	11	1.E-01	8942	67,000	9.E-03	8.E+02	3.E-01
HW-4		x	0.9	2.6	0.3	68	4.E-03	333	2,000	6.E-05	5.E+00	2.E-03
HW-5		x	2.3	1.4	1.6	64	4.E-03	388	3,000	7.E-05	6.E+00	2.E-03
HW-5A		x	3.2	1.5	2.2	64	3.E-02	2430	18,000	4.E-04	4.E+01	1.E-02
HW-6		x	6.0	1.0	6.1	67	7.E-03	634	5,000	1.E-04	9.E+00	3.E-03
HW-6A		x	3.0	3.6	0.8	67	4.E-03	326	2,000	6.E-05	5.E+00	2.E-03

Notes: Slug test analysis for hydraulic conductivity by Bower-Rice Unconfined Solution.
Pumping Test analysis for transmissivity by Cooper-Jacob Unconfined Solution.
** Aquifer thickness estimated from well construction logs. Aquifer base depth taken as the base of well screen if no other data provided.

FIGURES

Monitoring Well (1556.51) Groundwater Elevation (ft MSL on 06/05/07)
Incomplete well elevation data because of no casing elevations

Groundwater Elevation Contour
(Contour Interval 10 ft)

0 250 500 Feet
Scale 1:6,000
1" = 500'

Kennecott Eagle Minerals

Water Table Map

North Jackson Company
ENVIRONMENTAL SCIENCE & ENGINEERING

Figure 1

Monitoring Well (-1.9) Base 10 Log of Hydraulic Conductivity (cm/s)
(nt) No Test

Hydraulic Conductivity Contour
(Contour Interval 1 log unit)

0 250 500 Feet
Scale 1:6,000
1" = 500'

Kennecott Eagle Minerals

Hydraulic Conductivity Map

North Jackson Company
ENVIRONMENTAL SCIENCE & ENGINEERING

Figure 2

APPENDIX A

Slug Test Plots

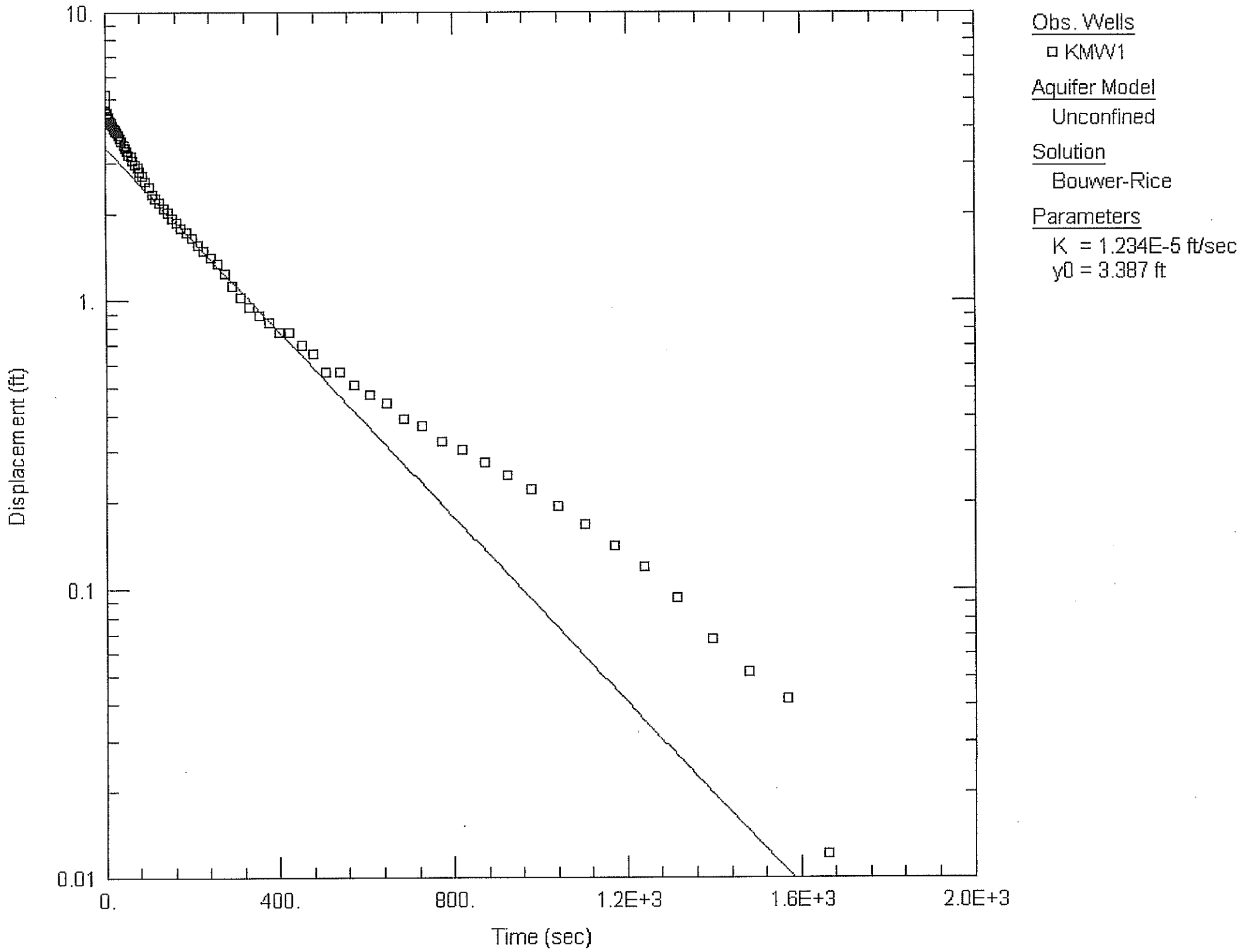
10.
1.
0.1
0.01
Displacement (ft)
0.
400.
800.
1.2E+3
1.6E+3
2.0E+3
Time (sec)
Obs. Wells
KMW1
Aquifer Model
Unconfined
Solution
Bouwer-Rice
Parameters
K = 1.234E-5 ft/sec
y0 = 3.387 ft

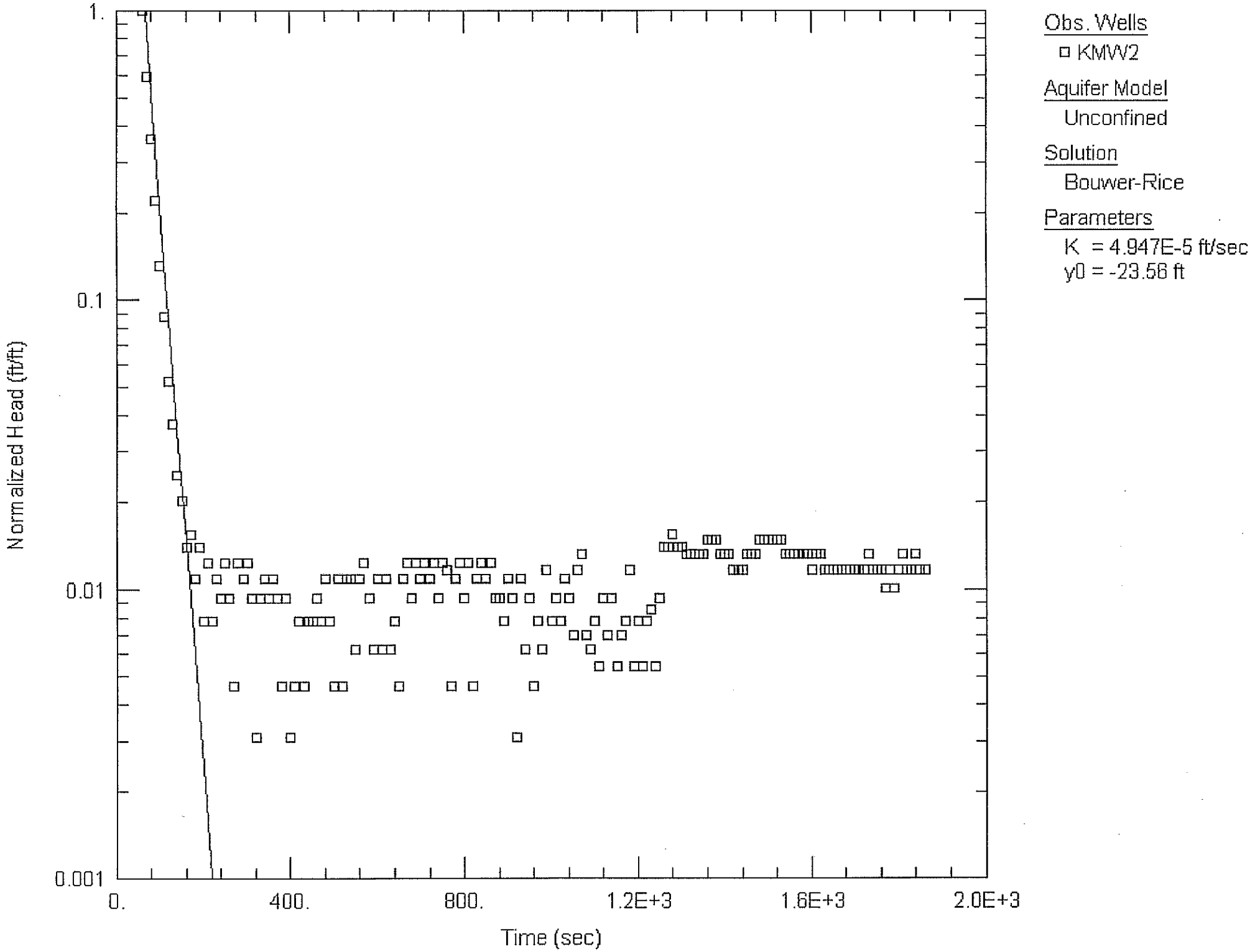
Obs. Wells
KMW2
Aquifer Model
Unconfined
Solution
Bouwer-Rice
Parameters
K = 4.947E-5 ft/sec
y0 = -23.56 ft
Normalized Head (ft/ft)
1.
0.1
0.01
0.001
0.
400.
800.
1.2E+3
1.6E+3
2.0E+3
Time (sec)

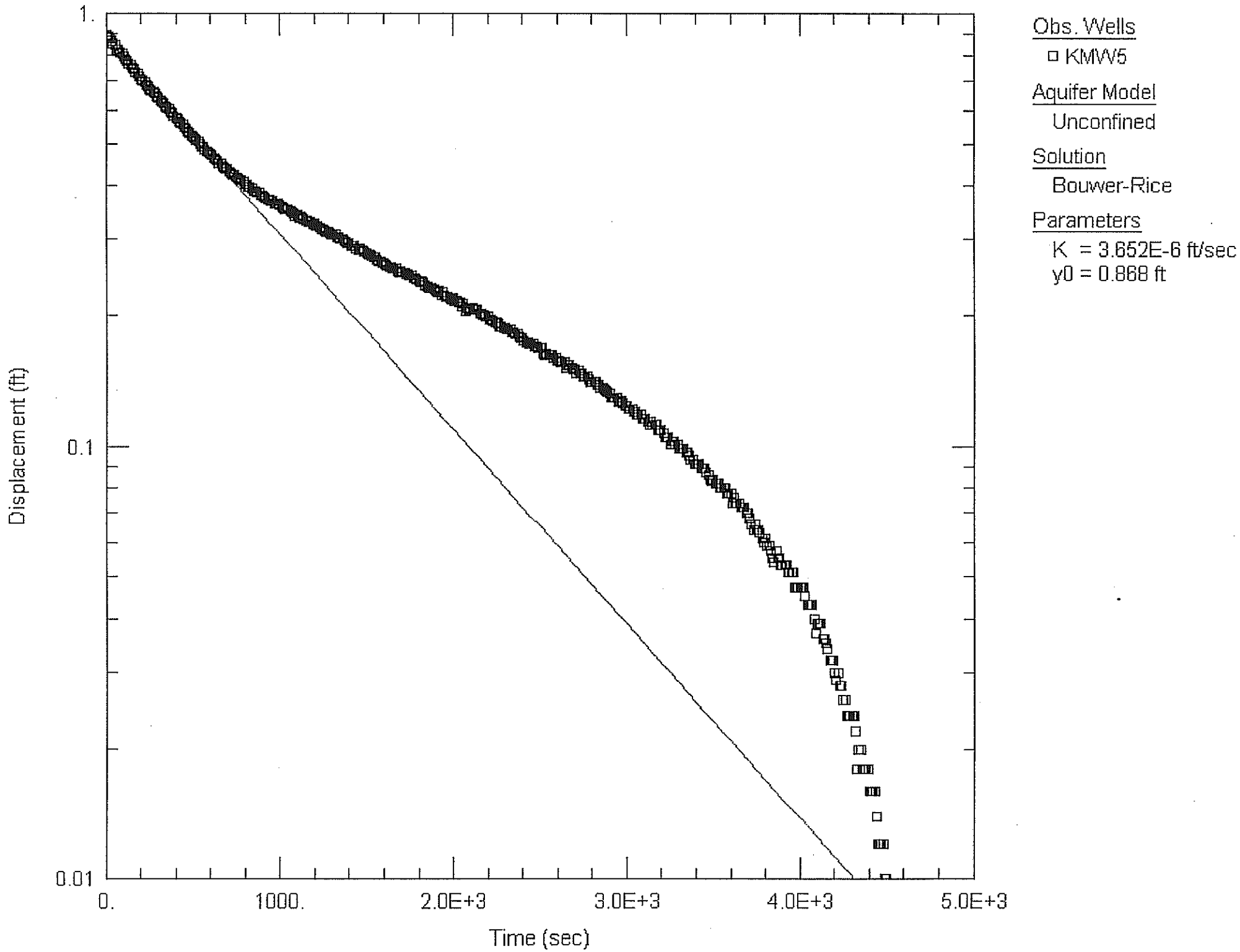
Obs. Wells
KMW5
Aquifer Model
Unconfined
Solution
Bouwer-Rice
Parameters
K = 3.652E-6 ft/sec
y0 = 0.868 ft
Displacement (ft)
1.
0.1
0.01
0.
1000.
2.0E+3
3.0E+3
4.0E+3
5.0E+3
Time (sec)

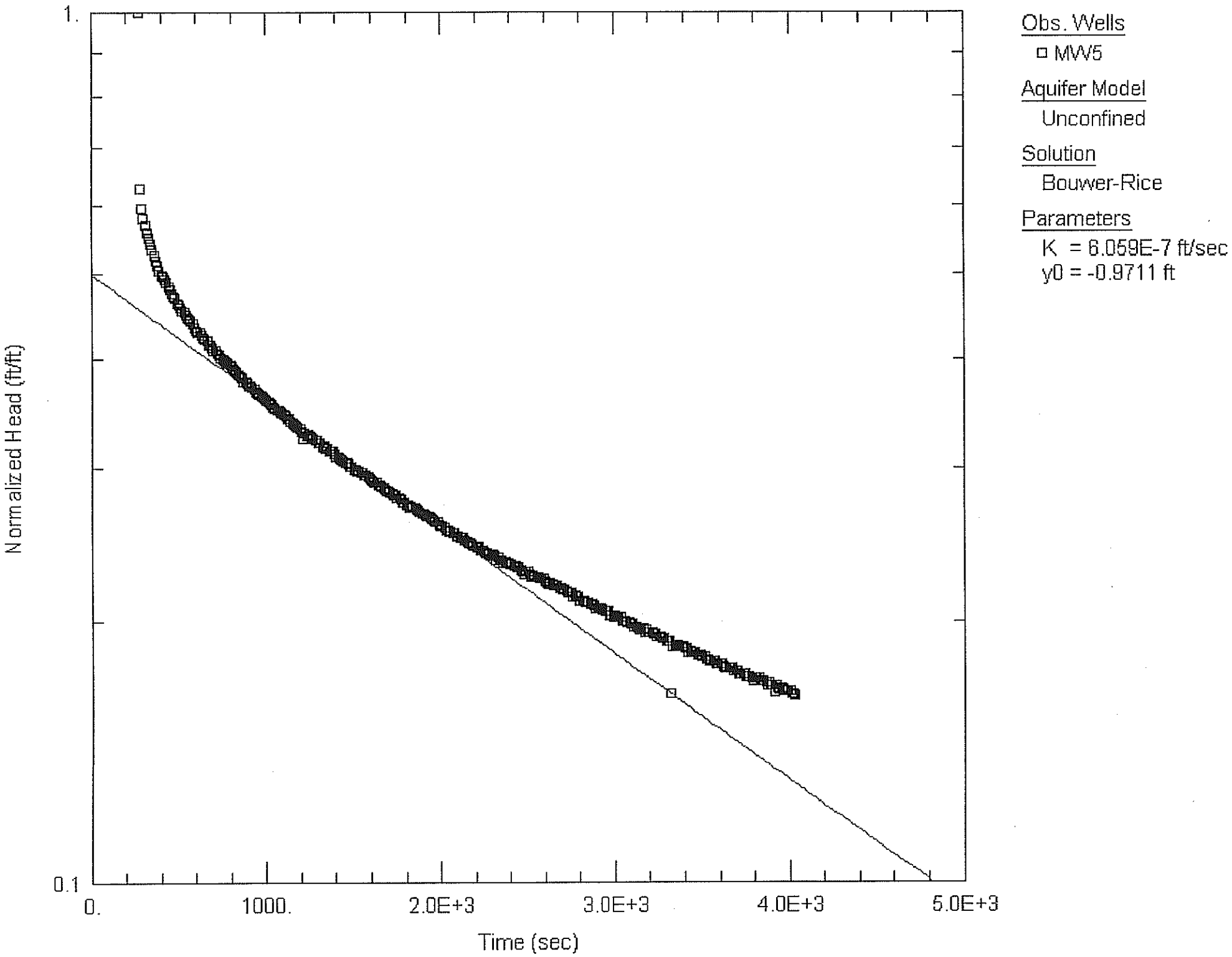
1.
0.1
0.
1000.
2.0E+3
3.0E+3
4.0E+3
5.0E+3
Time (sec)
Normalized Head (ft/ft)
Obs. Wells
MW5
Aquifer Model
Unconfined
Solution
Bouwer-Rice
Parameters
K = 6.059E-7 ft/sec
y0 = -0.9711 ft

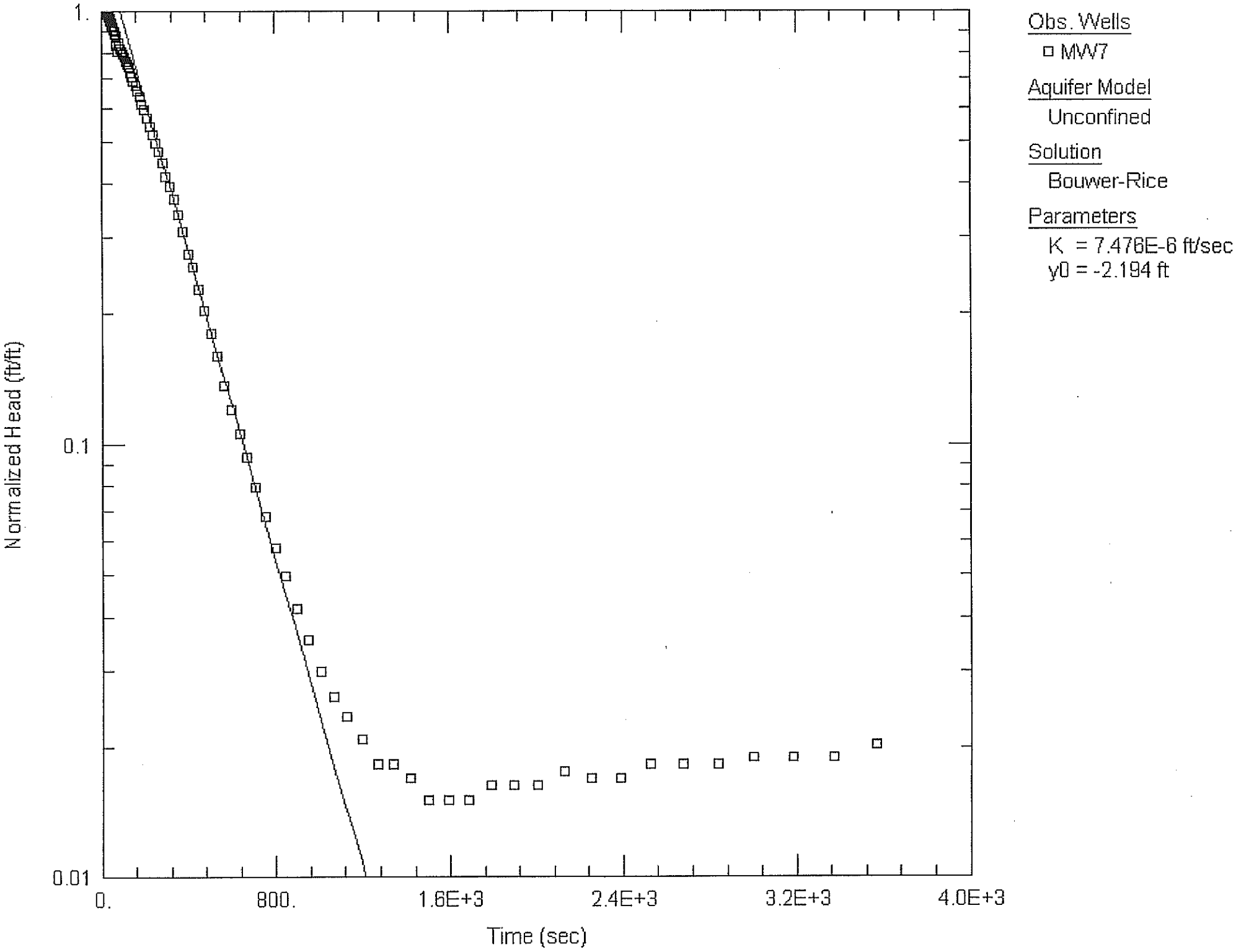
1.
0.1
0.01
Normalized Head (ft/ft)
0.
800.
1.6E+3
2.4E+3
3.2E+3
4.0E+3
Time (sec)
Obs. Wells
MW7
Aquifer Model
Unconfined
Solution
Bouwer-Rice
Parameters
K = 7.476E-6 ft/sec
y0 = -2.194 ft

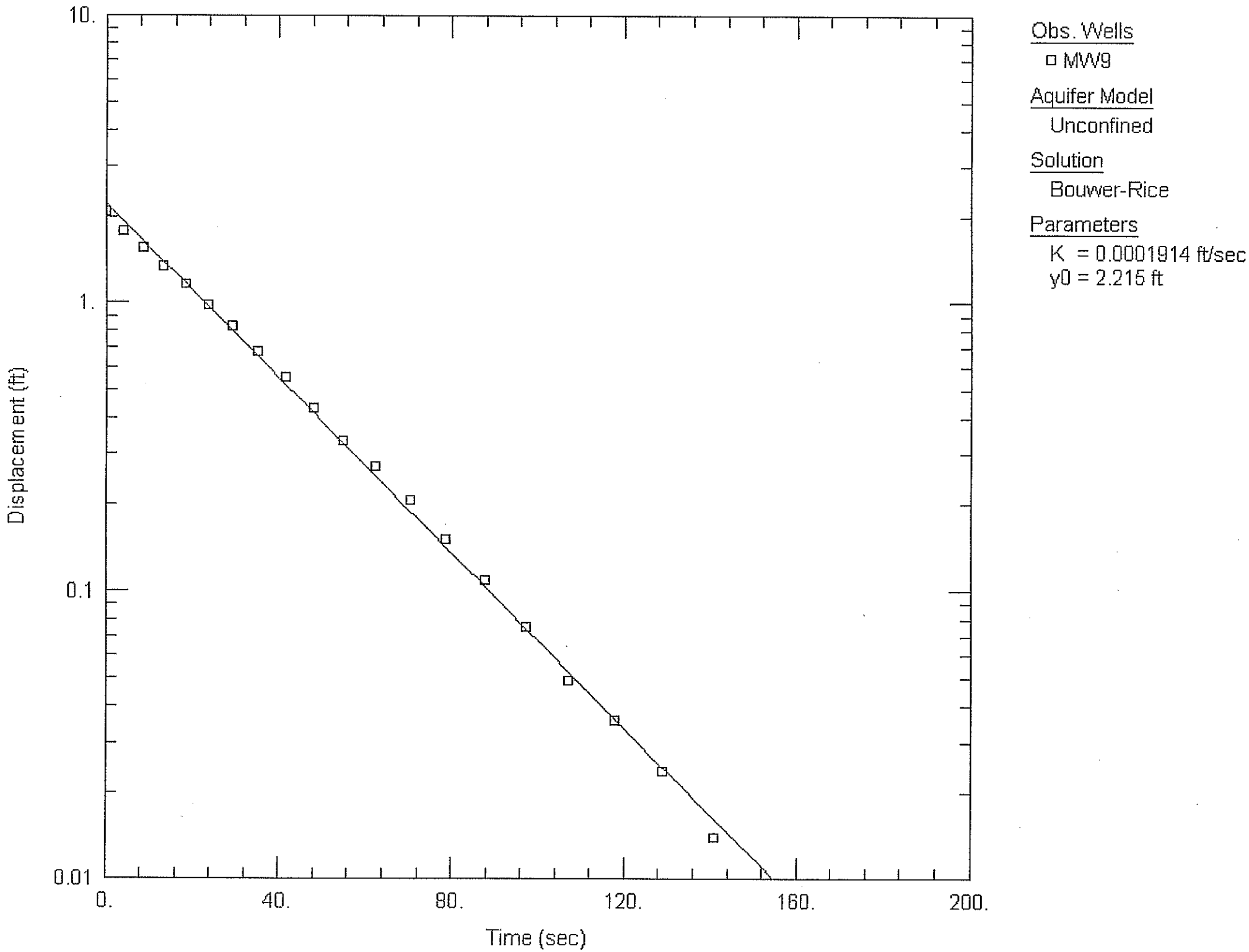
10.
1.
0.1
0.01
Displacement (ft)
0.
40.
80.
120.
160.
200.
Time (sec)
Obs. Wells
MW9
Aquifer Model
Unconfined
Solution
Bouwer-Rice
Parameters
K = 0.0001914 ft/sec
y0 = 2.215 ft

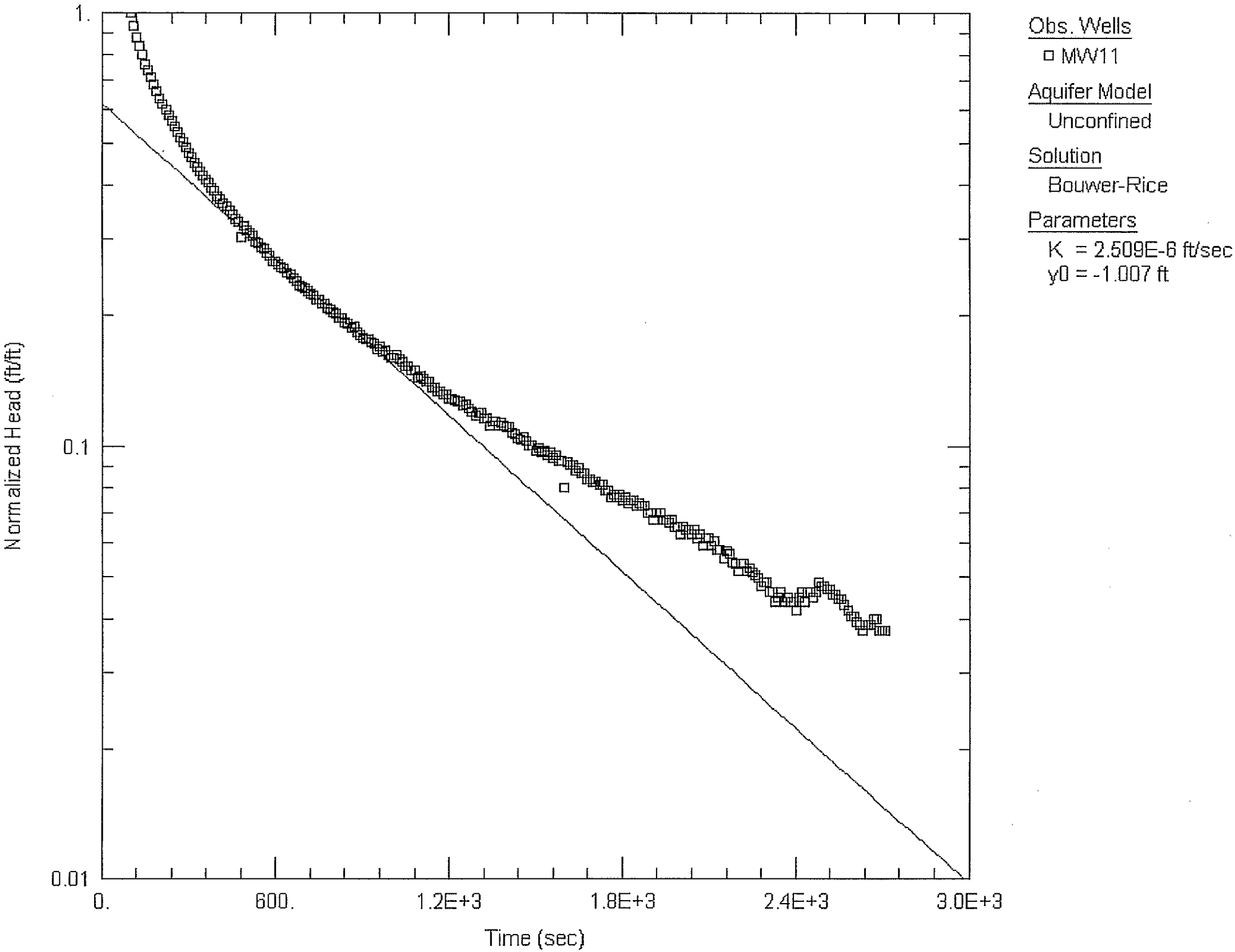
Obs. Wells
MW11
Aquifer Model
Unconfined
Solution
Bouwer-Rice
Parameters
K = 2.509E-6 ft/sec
y0 = -1.007 ft
Normalized Head (ft/ft)
1.
0.1
0.01
0.
600.
1.2E+3
1.8E+3
2.4E+3
3.0E+3
Time (sec)

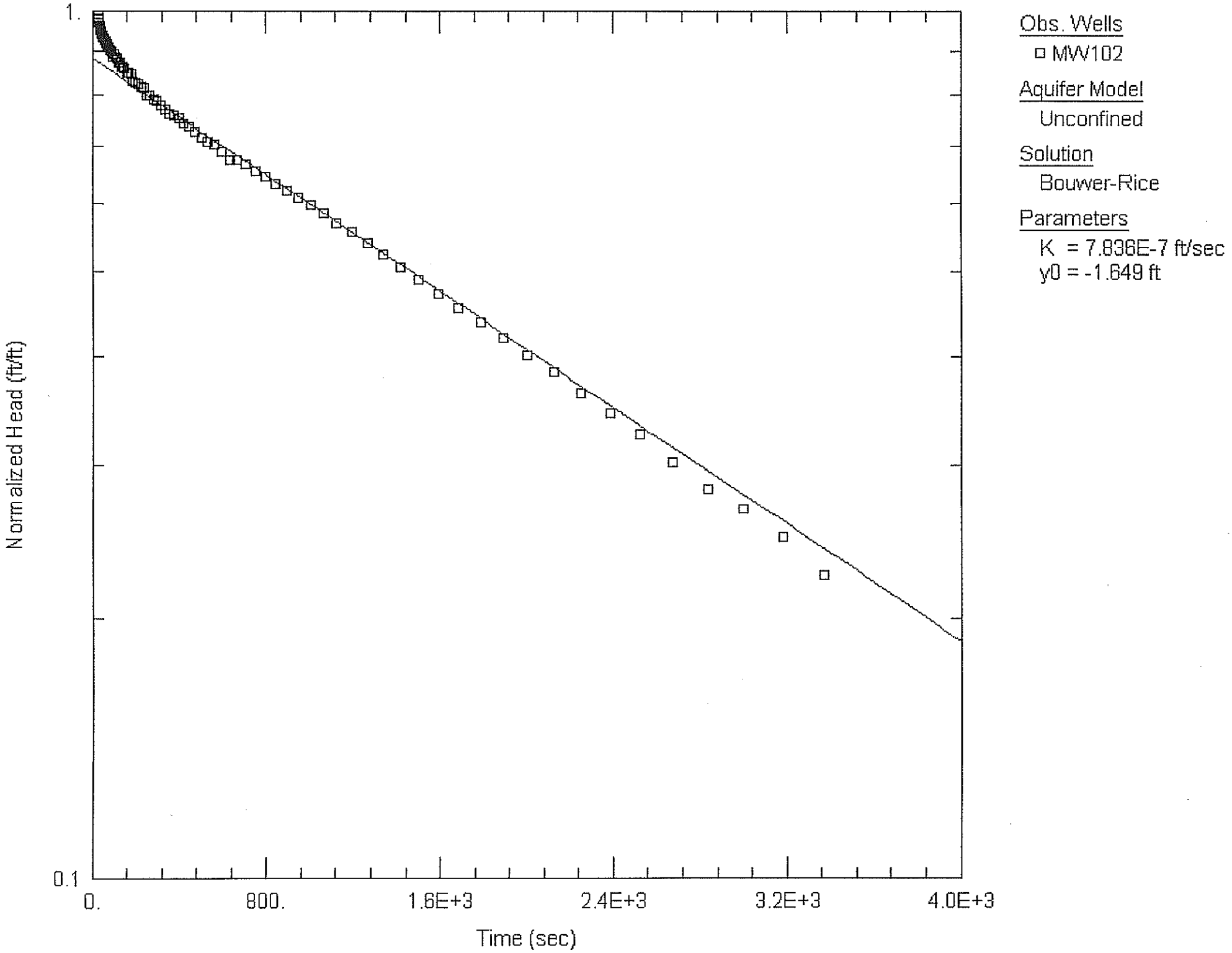
1.
0.1
Normalized Head (ft/ft)
0.
800.
1.6E+3
2.4E+3
3.2E+3
4.0E+3
Time (sec)
Obs. Wells
MW102
Aquifer Model
Unconfined
Solution
Bouwer-Rice
Parameters
K = 7.836E-7 ft/sec
y0 = -1.649 ft

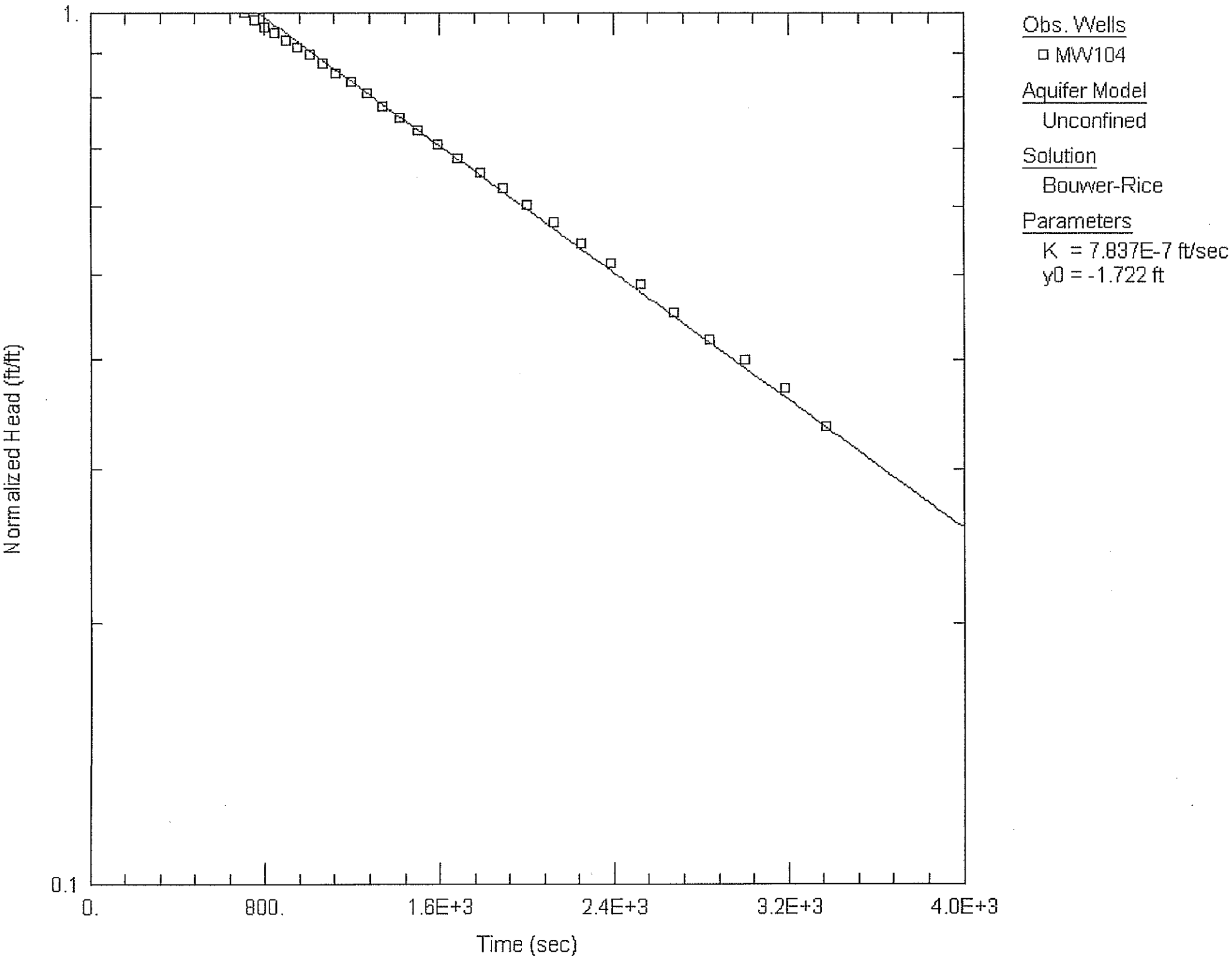
1.
0.1
Normalized Head (ft/ft)
0.
800.
1.6E+3
2.4E+3
3.2E+3
4.0E+3
Time (sec)
Obs. Wells
MW104
Aquifer Model
Unconfined
Solution
Bouwer-Rice
Parameters
K = 7.837E-7 ft/sec
y0 = -1.722 ft

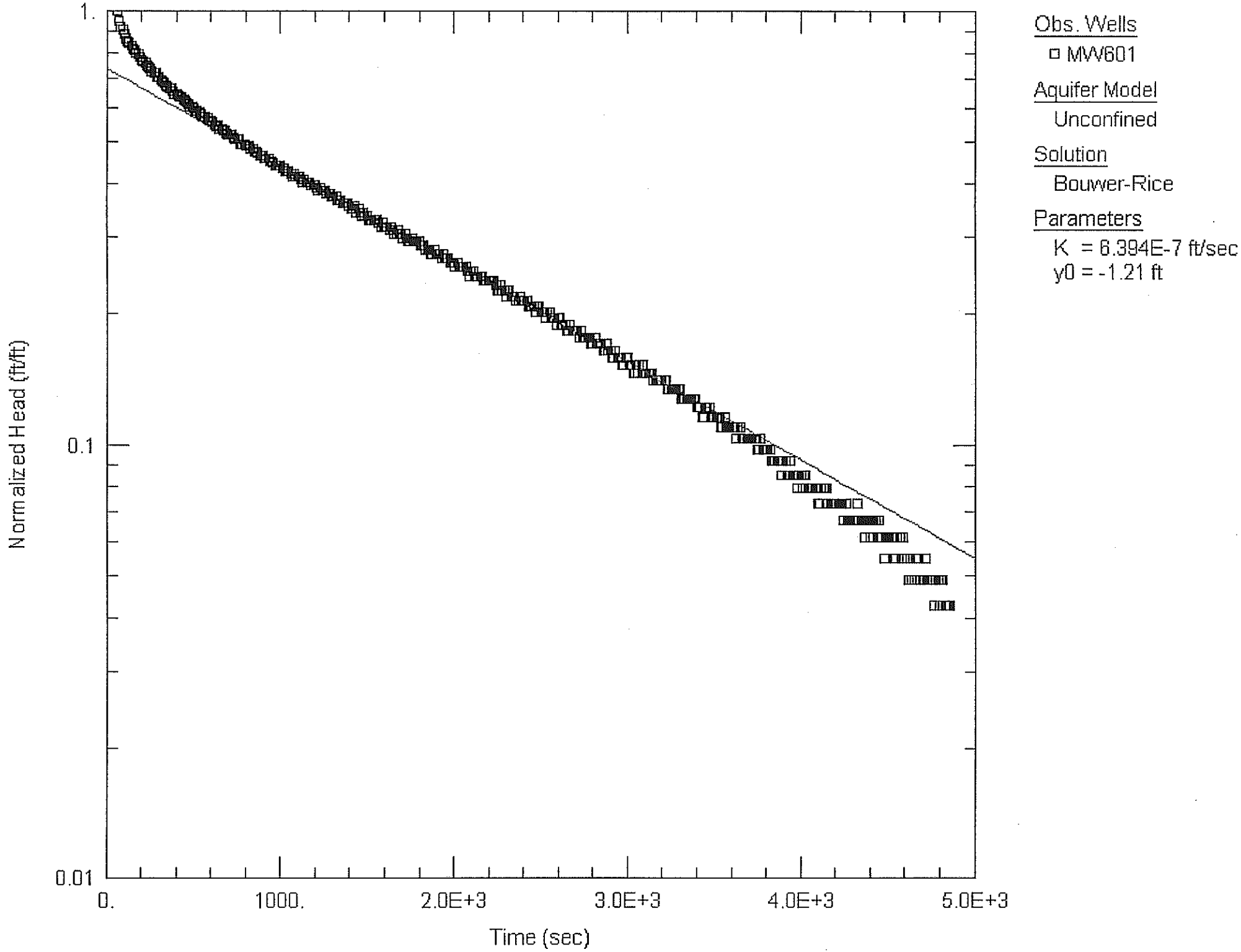
Obs. Wells
MW601
Aquifer Model
Unconfined
Solution
Bouwer-Rice
Parameters
K = 6.394E-7 ft/sec
y0 = -1.21 ft
Normalized Head (ft/ft)
1.
0.1
0.01
0.
1000.
2.0E+3
3.0E+3
4.0E+3
5.0E+3
Time (sec)

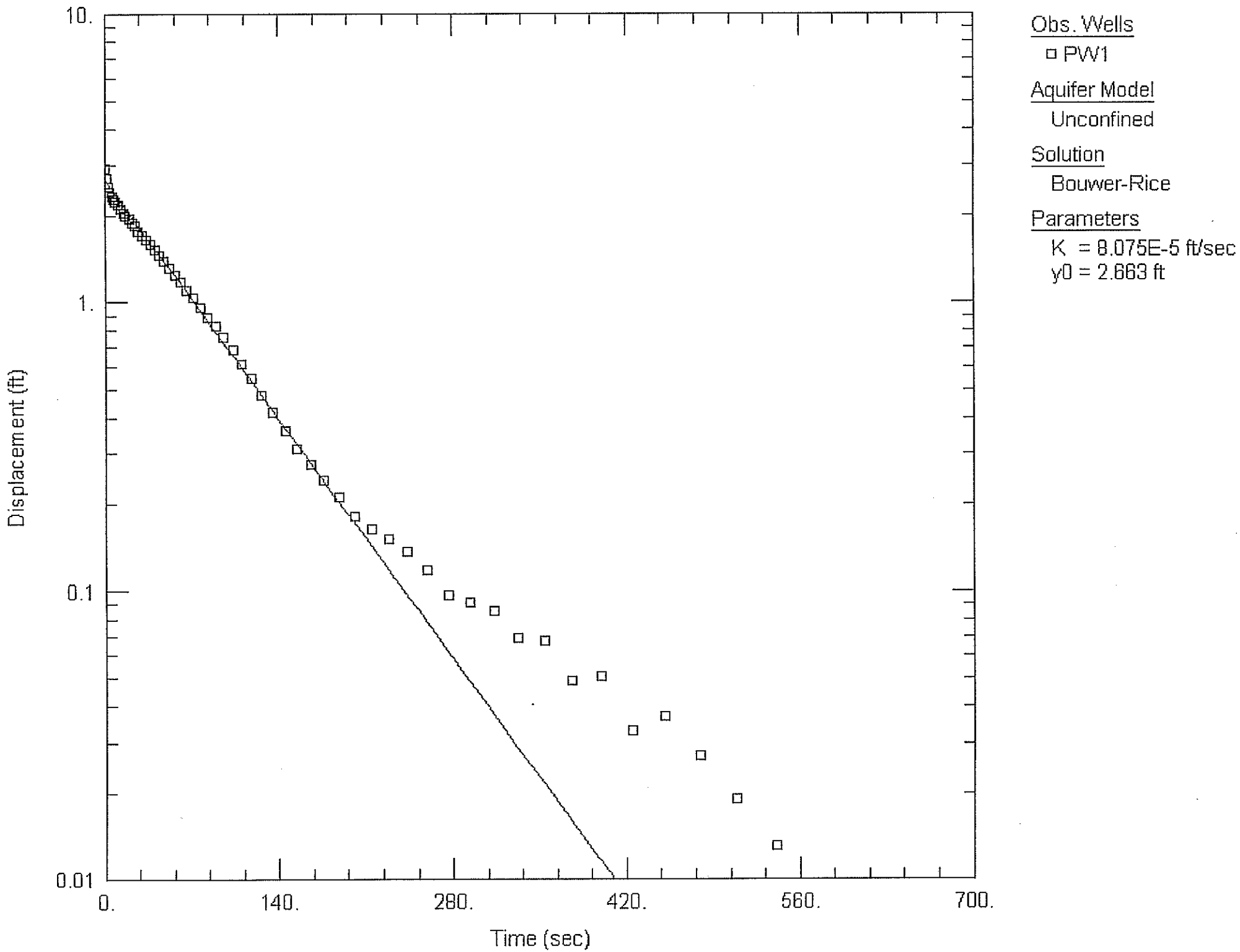
10.
1.
0.1
0.01
Displacement (ft)
0.
140.
280.
420.
560.
700.
Time (sec)
Obs. Wells
PW1
Aquifer Model
Unconfined
Solution
Bouwer-Rice
Parameters
K = 8.075E-5 ft/sec
y0 = 2.663 ft

APPENDIX B

Pumping Test Plots

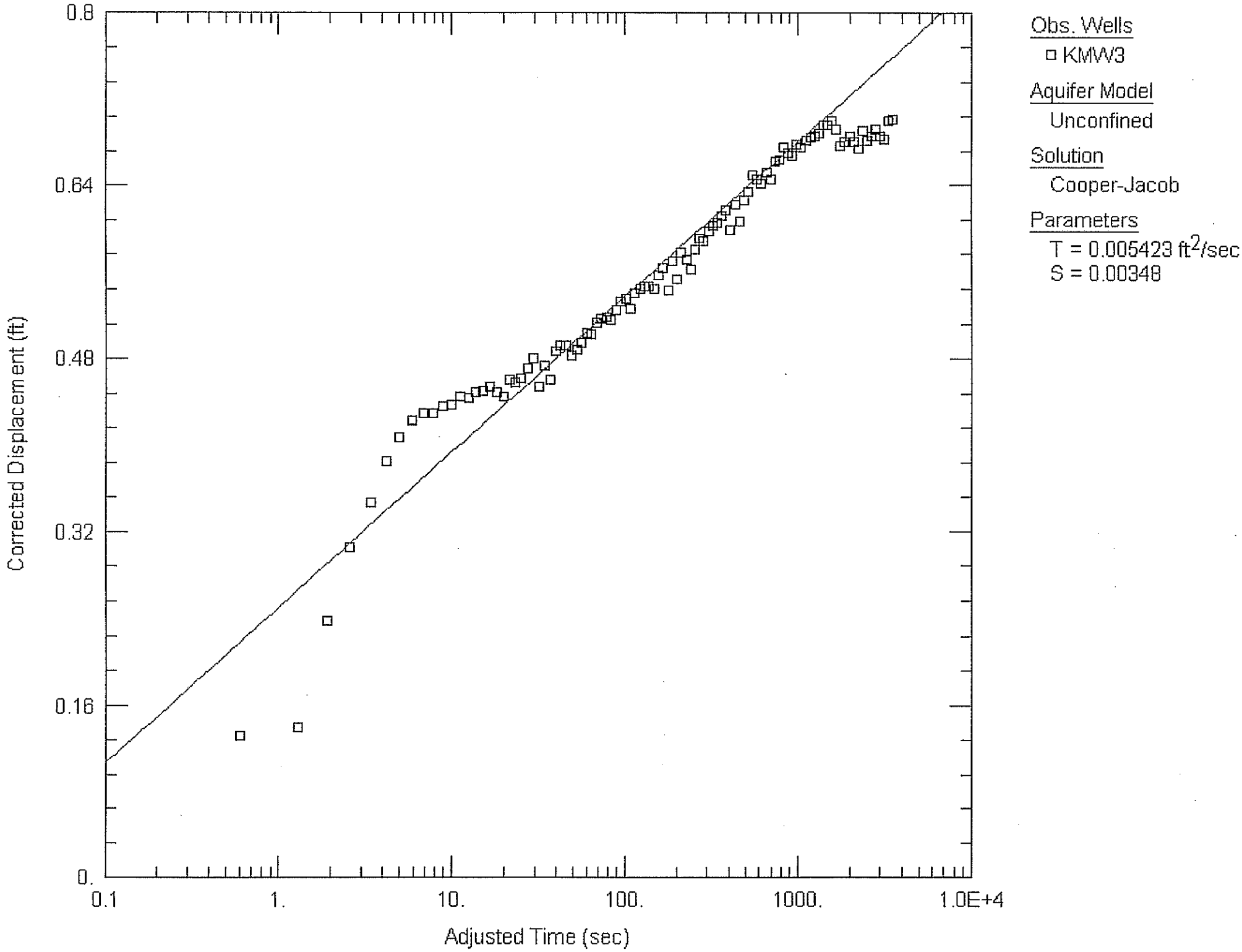
0.8
0.64
0.48
0.32
0.16
0.
Corrected Displacement (ft)
0.1
1.
10.
100.
1000.
1.0E+4
Adjusted Time (sec)
Obs. Wells
KMW3
Aquifer Model
Unconfined
Solution
Cooper-Jacob
Parameters
T = 0.005423 ft²/sec
S = 0.00348

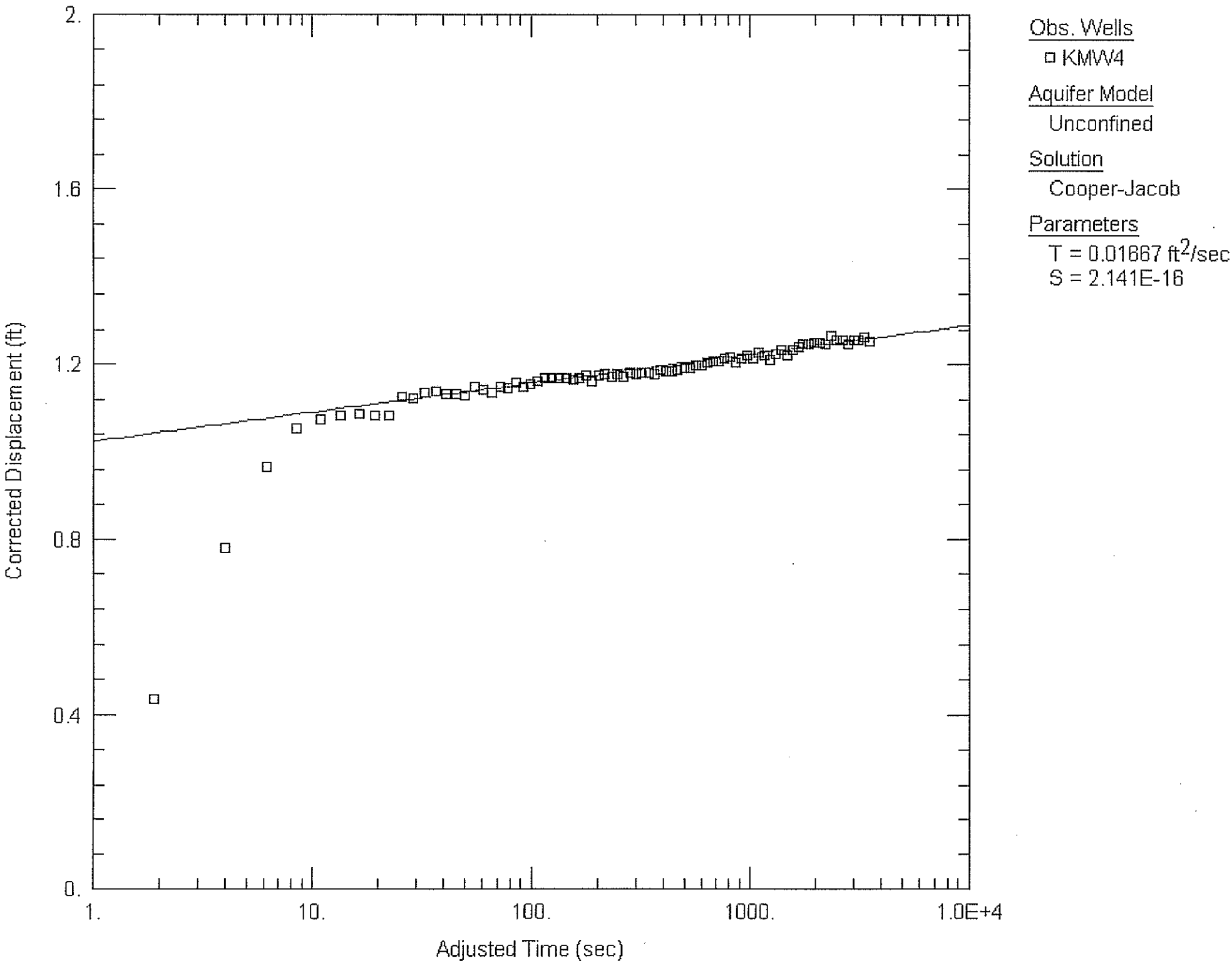
Obs. Wells
KMW4
Aquifer Model
Unconfined
Solution
Cooper-Jacob
Parameters
T = 0.01667 ft2/sec
S = 2.141E-16
Corrected Displacement (ft)
2.
1.6
1.2
0.8
0.4
0.
1.
10.
100.
1000.
1.0E+4
Adjusted Time (sec)

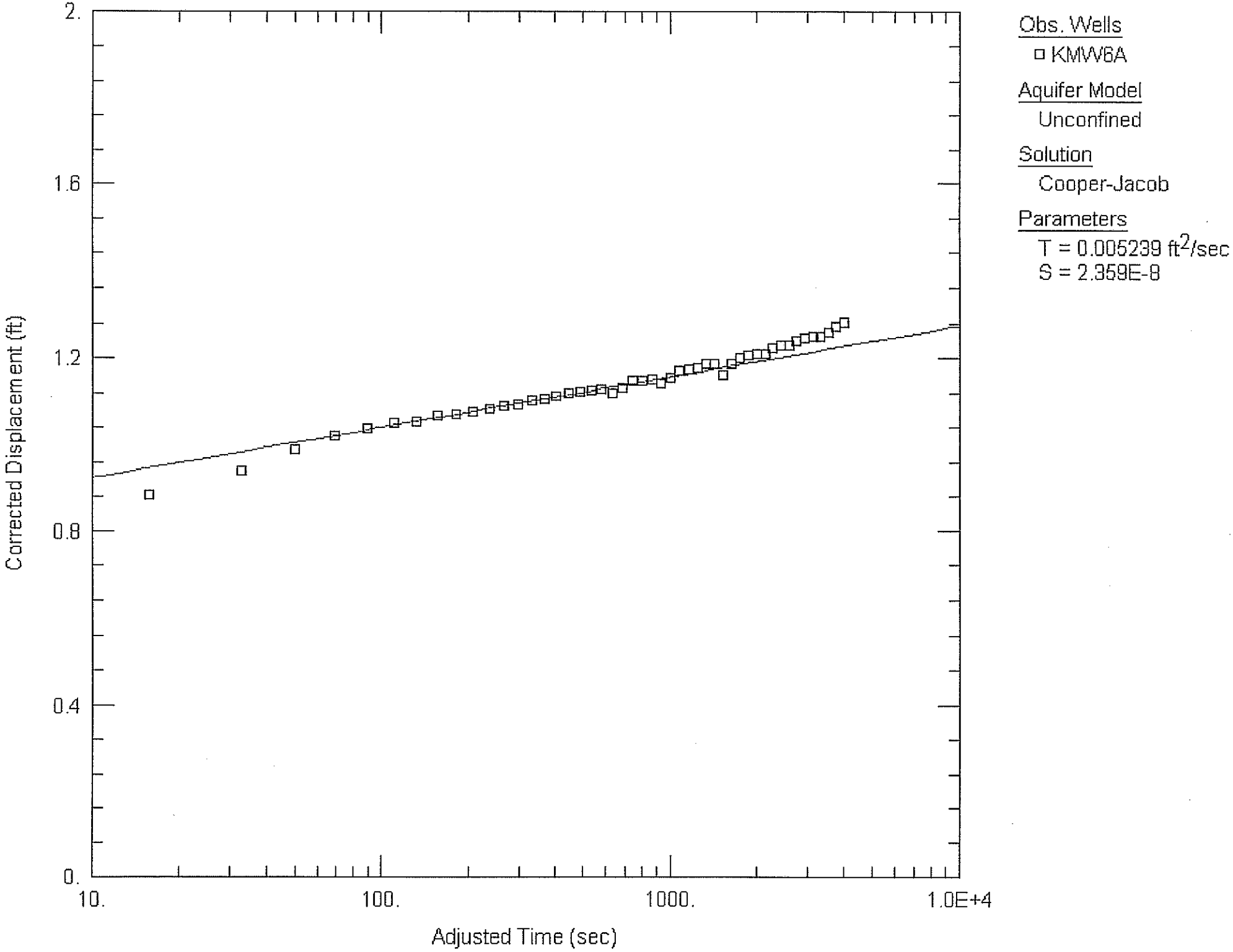
Corrected Displacement (ft)
2.
1.6
1.2
0.8
0.4
0.
10.
100.
1000.
1.0E+4
Adjusted Time (sec)
Obs. Wells
KMW6A
Aquifer Model
Unconfined
Solution
Cooper-Jacob
Parameters
T = 0.005239 ft2/sec
S = 2.359E-8

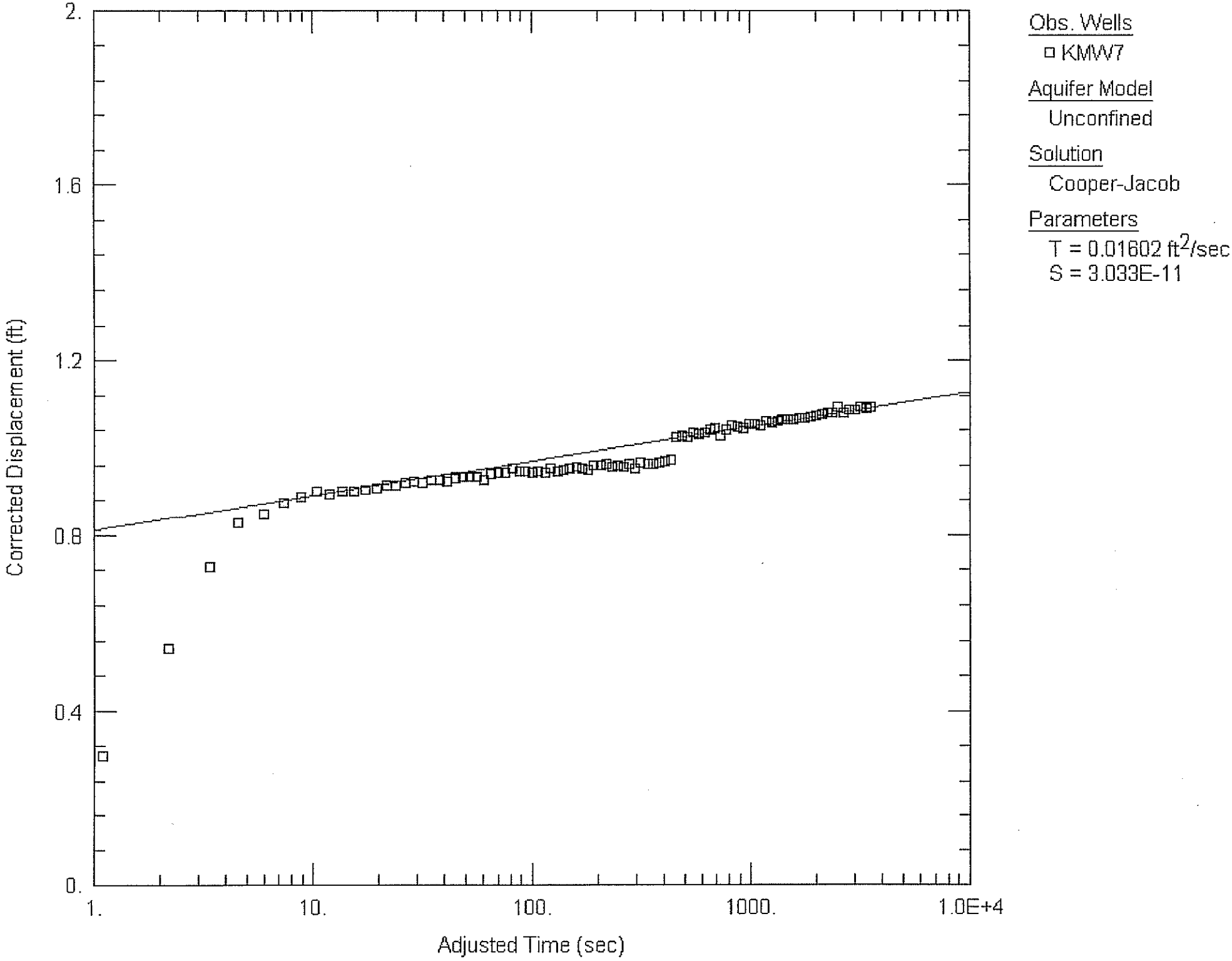
Obs. Wells
KMW7
Aquifer Model
Unconfined
Solution
Cooper-Jacob
Parameters
T = 0.01602 ft2/sec
S = 3.033E-11
Corrected Displacement (ft)
2.
1.6
1.2
0.8
0.4
0.
1.
10.
100.
1000.
1.0E+4
Adjusted Time (sec)

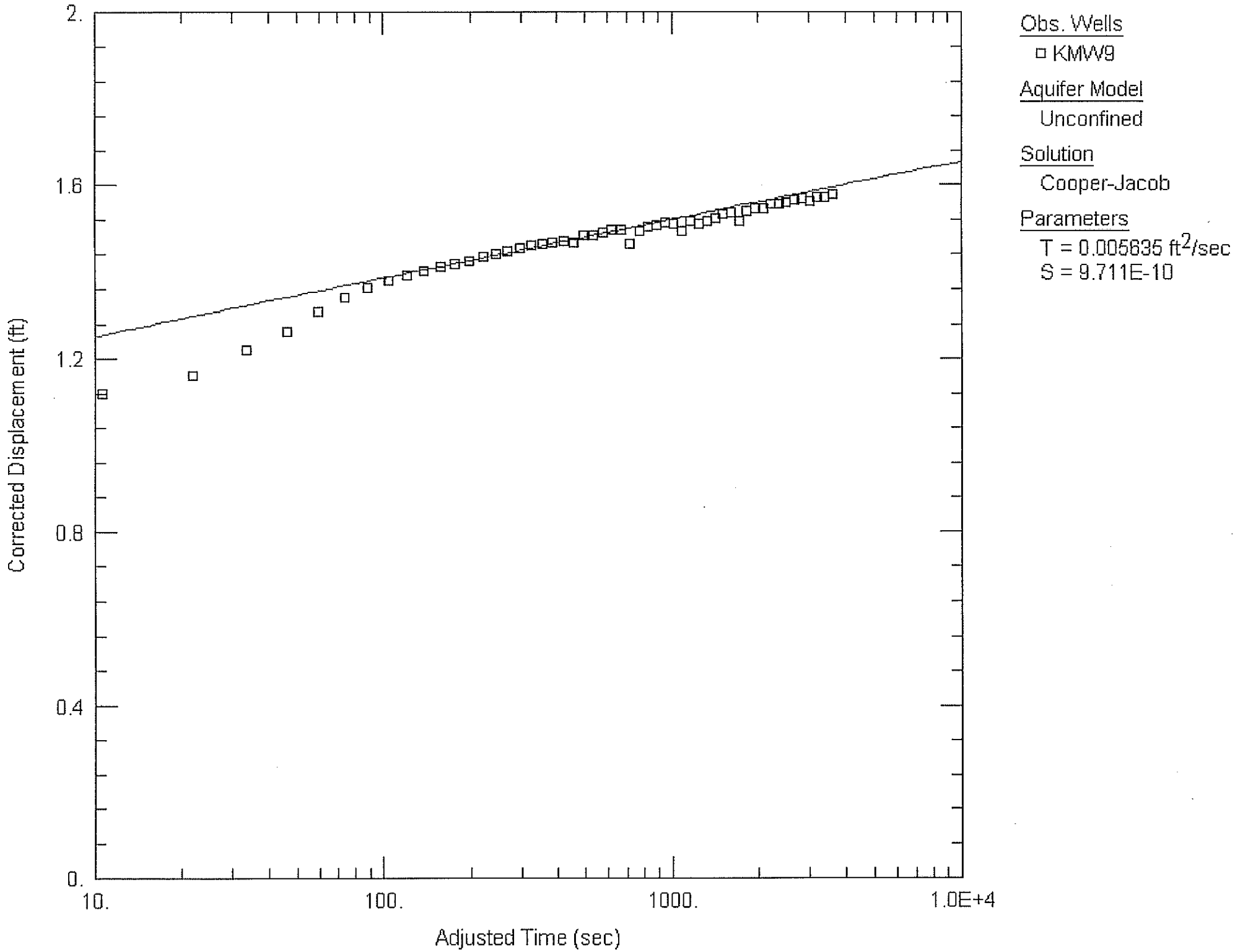
Corrected Displacement (ft)
2.
1.6
1.2
0.8
0.4
0.
10.
100.
1000.
1.0E+4
Adjusted Time (sec)
Obs. Wells
KMW9
Aquifer Model
Unconfined
Solution
Cooper-Jacob
Parameters
T = 0.005635 ft2/sec
S = 9.711E-10

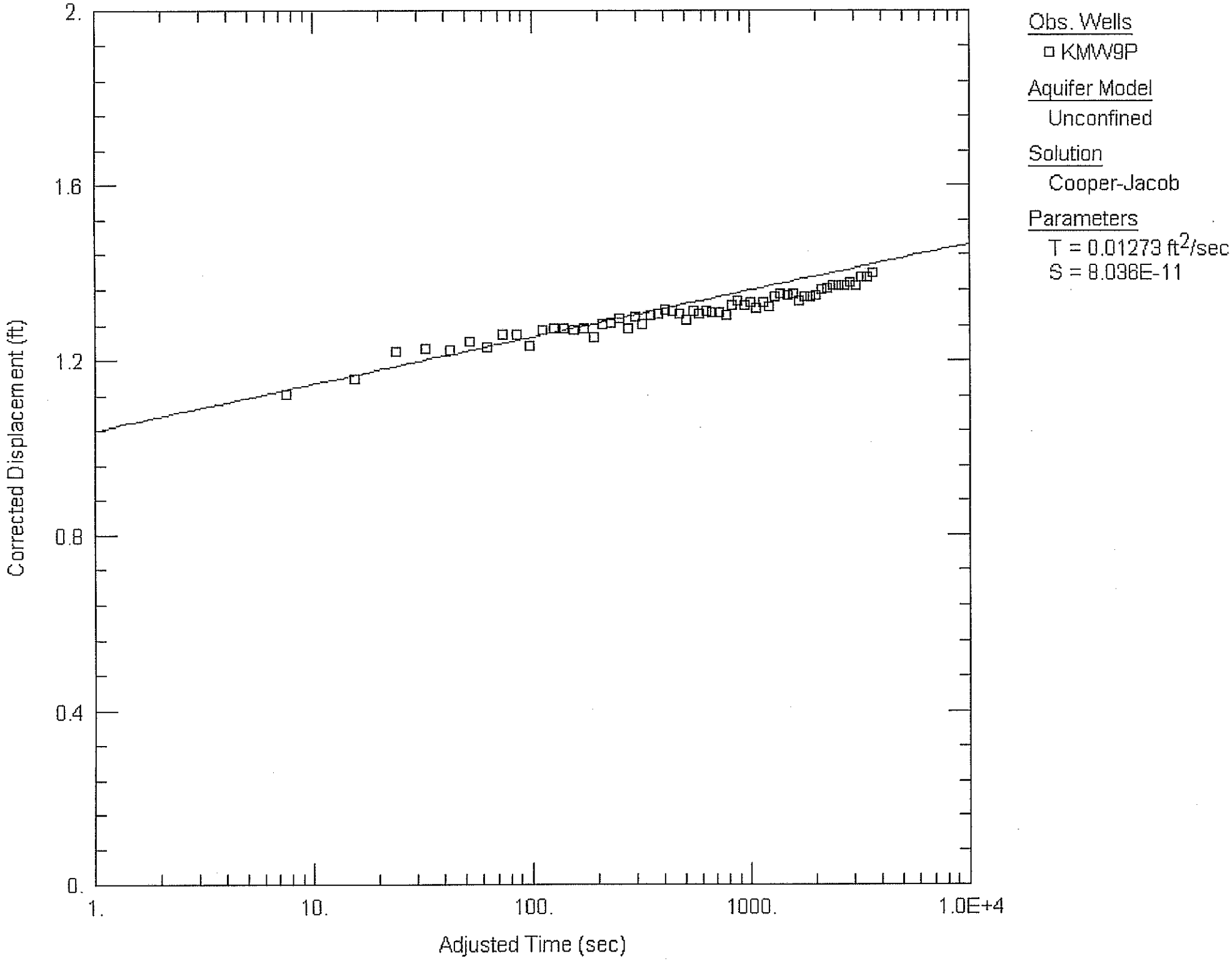
Corrected Displacement (ft)
2.
1.6
1.2
0.8
0.4
0.
1.
10.
100.
1000.
1.0E+4
Adjusted Time (sec)
Obs. Wells
KMW9P
Aquifer Model
Unconfined
Solution
Cooper-Jacob
Parameters
T = 0.01273 ft2/sec
S = 8.036E-11

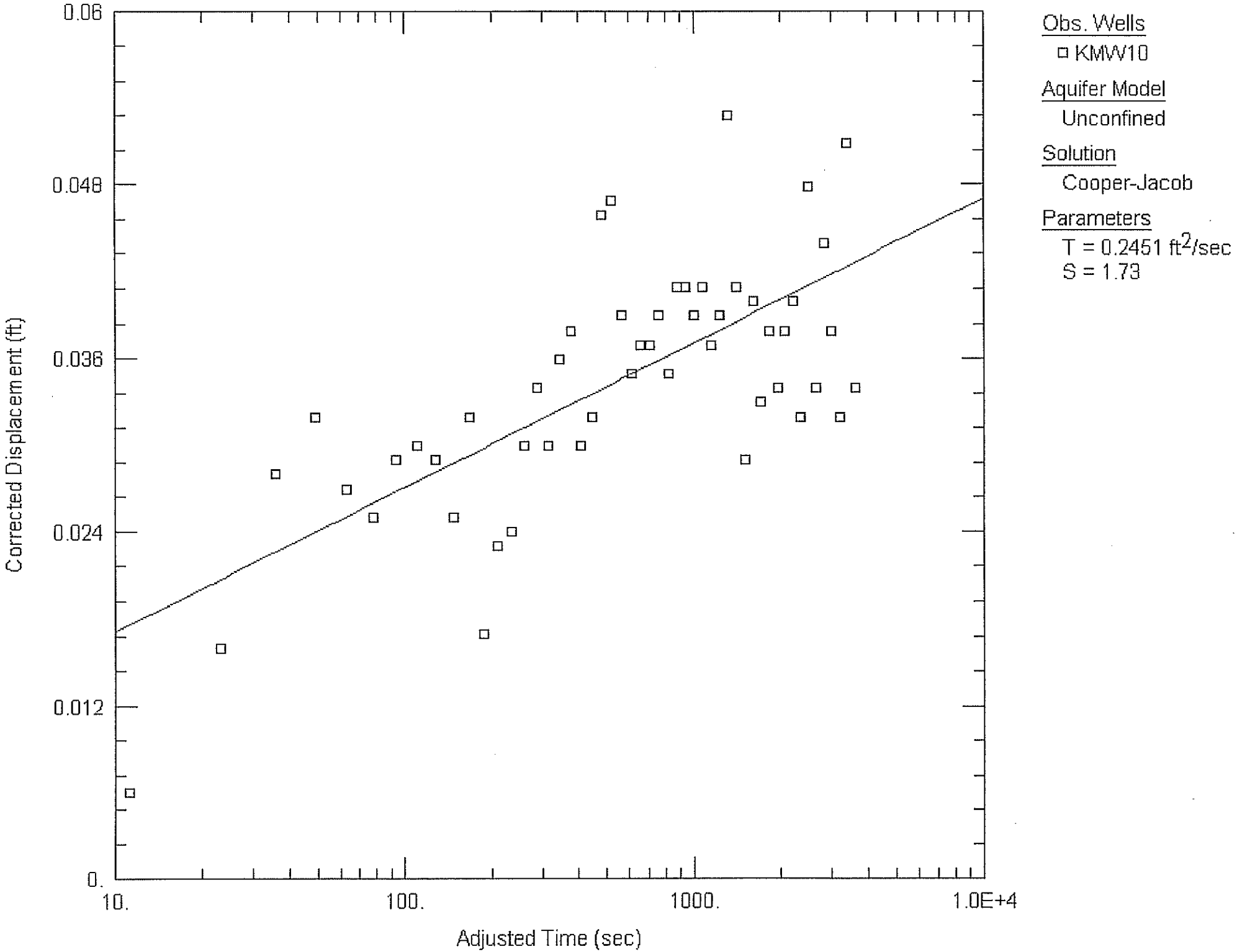
0.06
0.048
0.036
0.024
0.012
0.
Corrected Displacement (ft)
10.
100.
1000.
1.0E+4
Adjusted Time (sec)
Obs. Wells
KMW10
Aquifer Model
Unconfined
Solution
Cooper-Jacob
Parameters
T = 0.2451 ft²/sec
S = 1.73

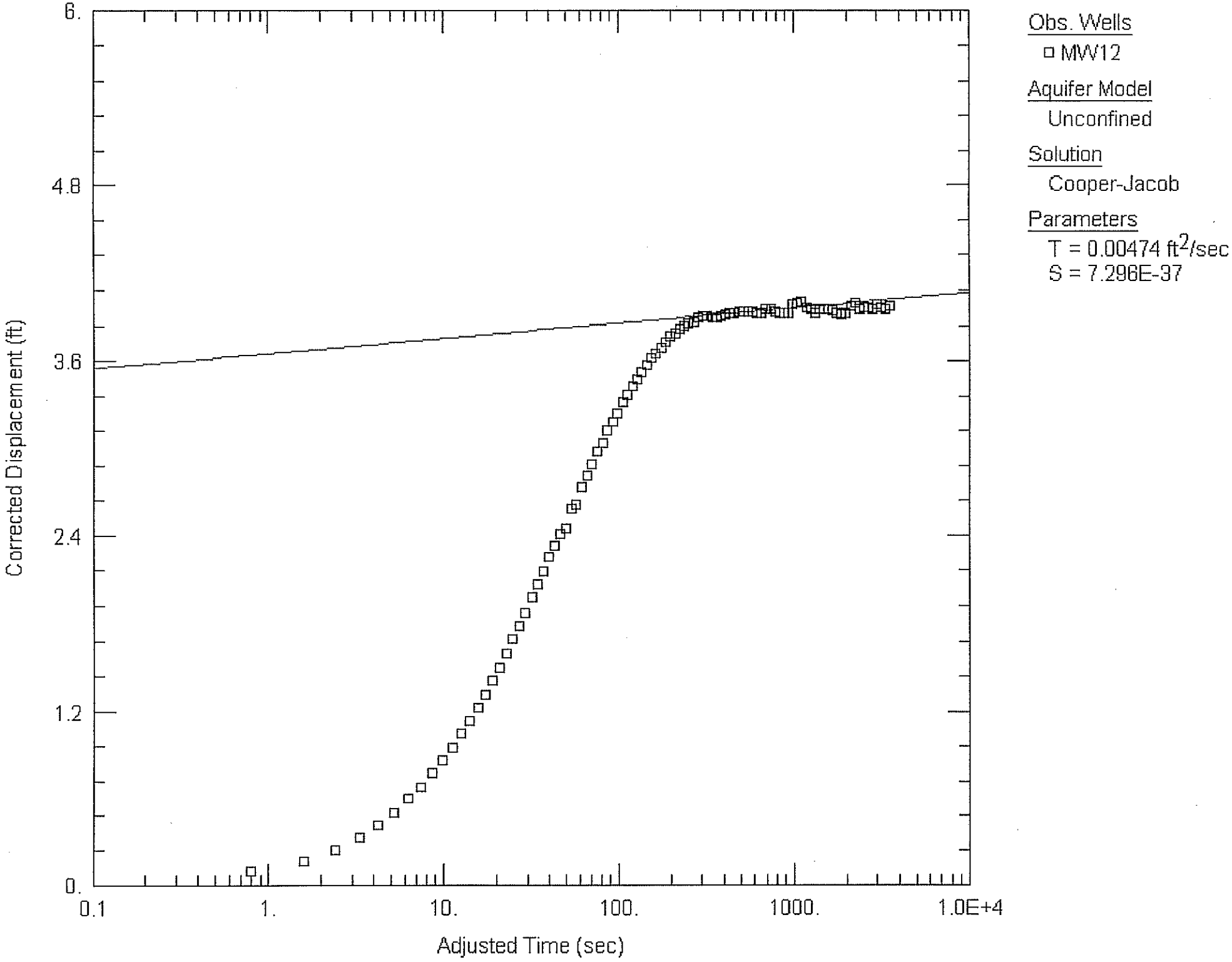
Obs. Wells
MW12
Aquifer Model
Unconfined
Solution
Cooper-Jacob
Parameters
T = 0.00474 ft²/sec
S = 7.296E-37
Corrected Displacement (ft)
6.
4.8
3.6
2.4
1.2
0.
0.1
1.
10.
100.
1000.
1.0E+4
Adjusted Time (sec)

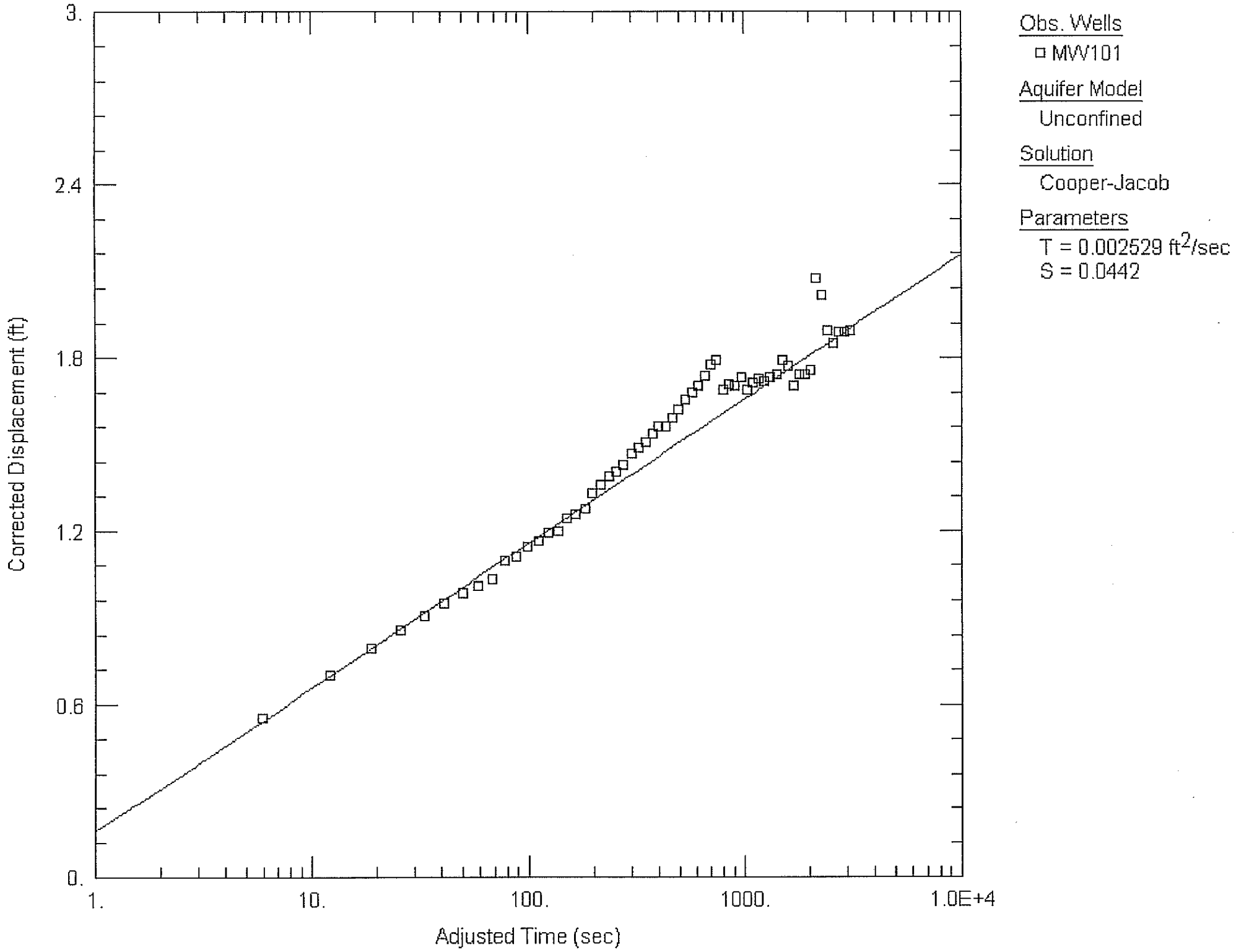
Corrected Displacement (ft)
3.
2.4
1.8
1.2
0.6
0.
1.
10.
100.
1000.
1.0E+4
Adjusted Time (sec)
Obs. Wells
MW101
Aquifer Model
Unconfined
Solution
Cooper-Jacob
Parameters
T = 0.002529 ft²/sec
S = 0.0442

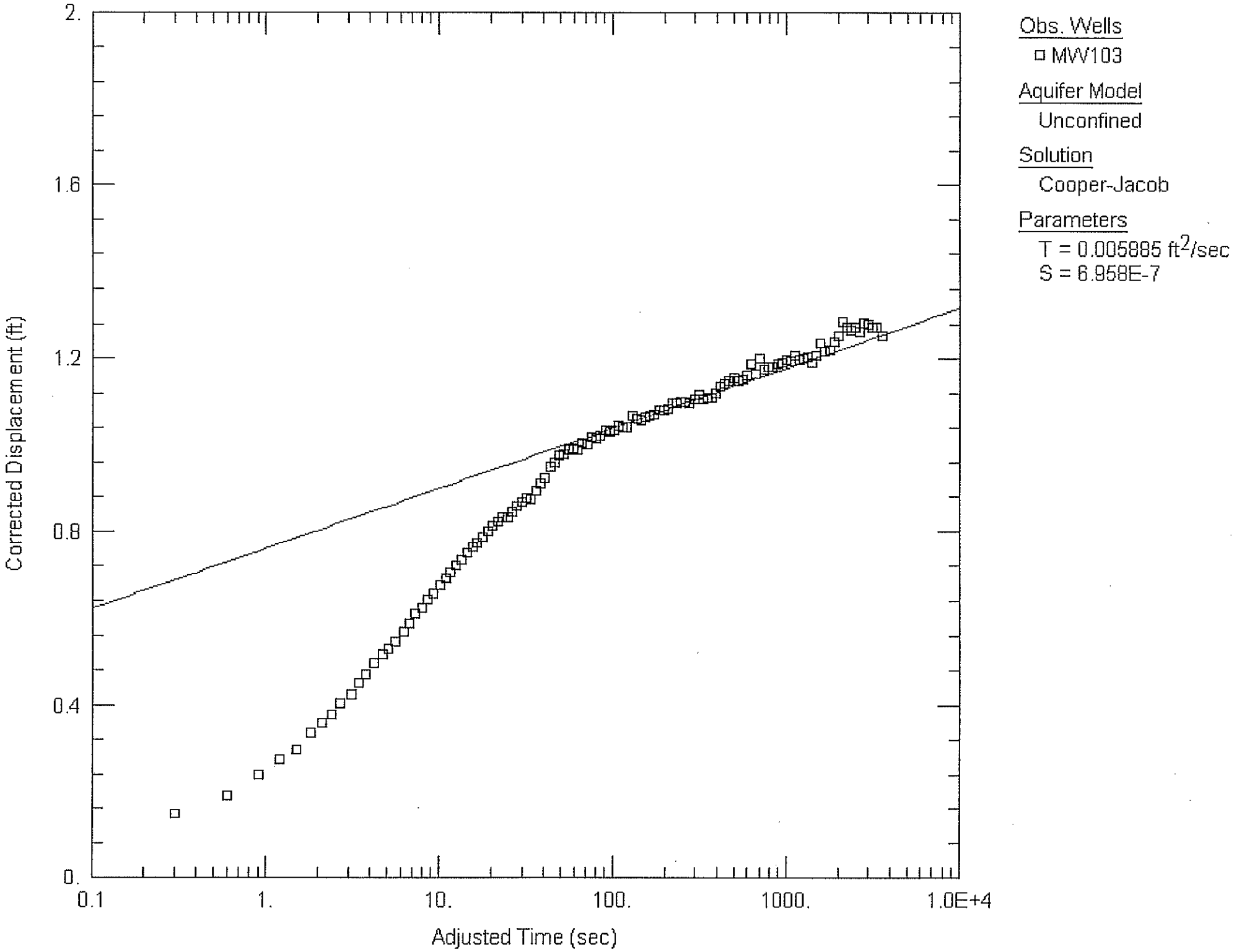
Obs. Wells
MW103
Aquifer Model
Unconfined
Solution
Cooper-Jacob
Parameters
T = 0.005885 ft²/sec
S = 6.958E-7
Corrected Displacement (ft)
Adjusted Time (sec)
2.
1.6
1.2
0.8
0.4
0.
0.1
1.
10.
100.
1000.
1.0E+4

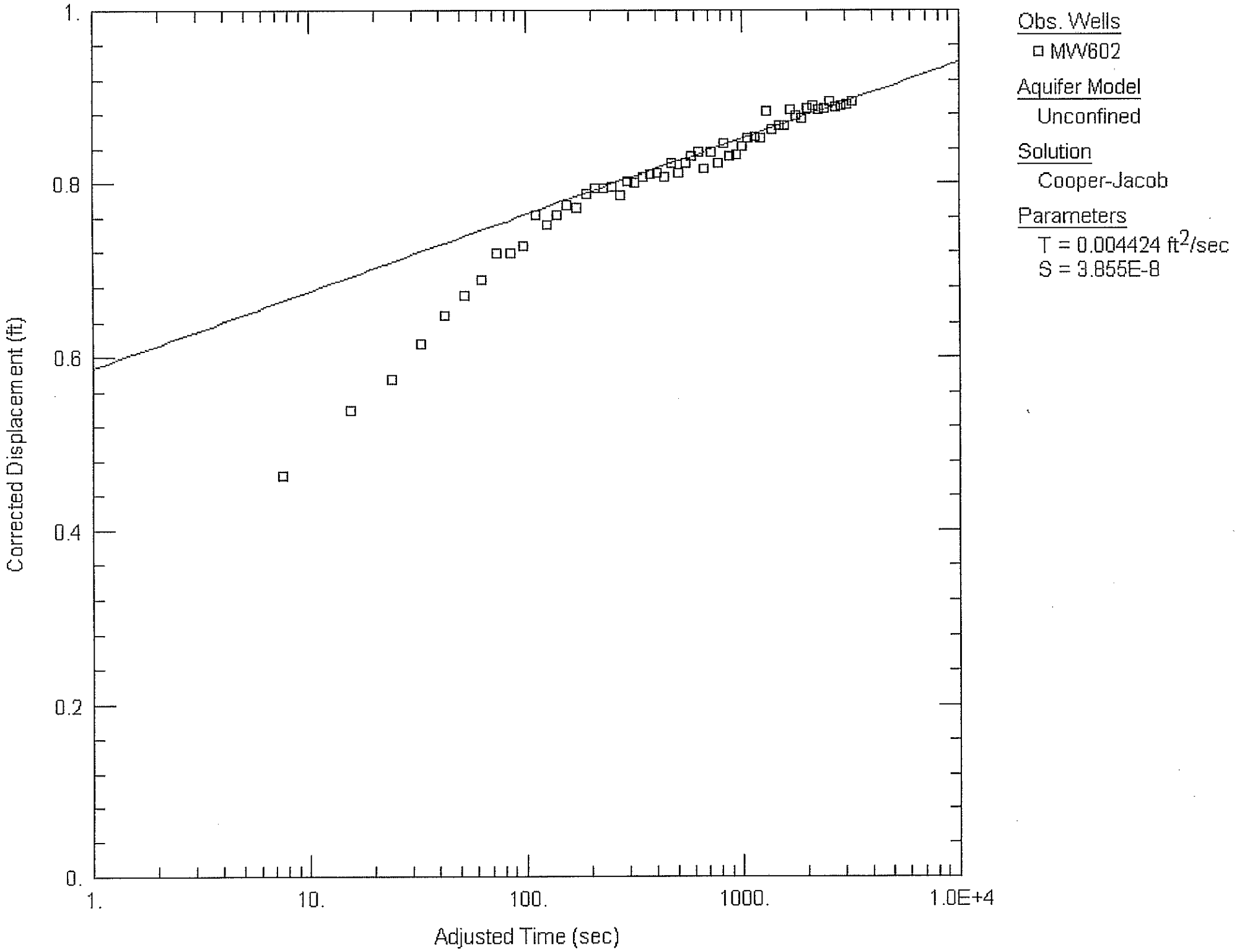
Corrected Displacement (ft)
1.
0.8
0.6
0.4
0.2
0.
1.
10.
100.
1000.
1.0E+4
Adjusted Time (sec)
Obs. Wells
MW602
Aquifer Model
Unconfined
Solution
Cooper-Jacob
Parameters
T = 0.004424 ft²/sec
S = 3.855E-8

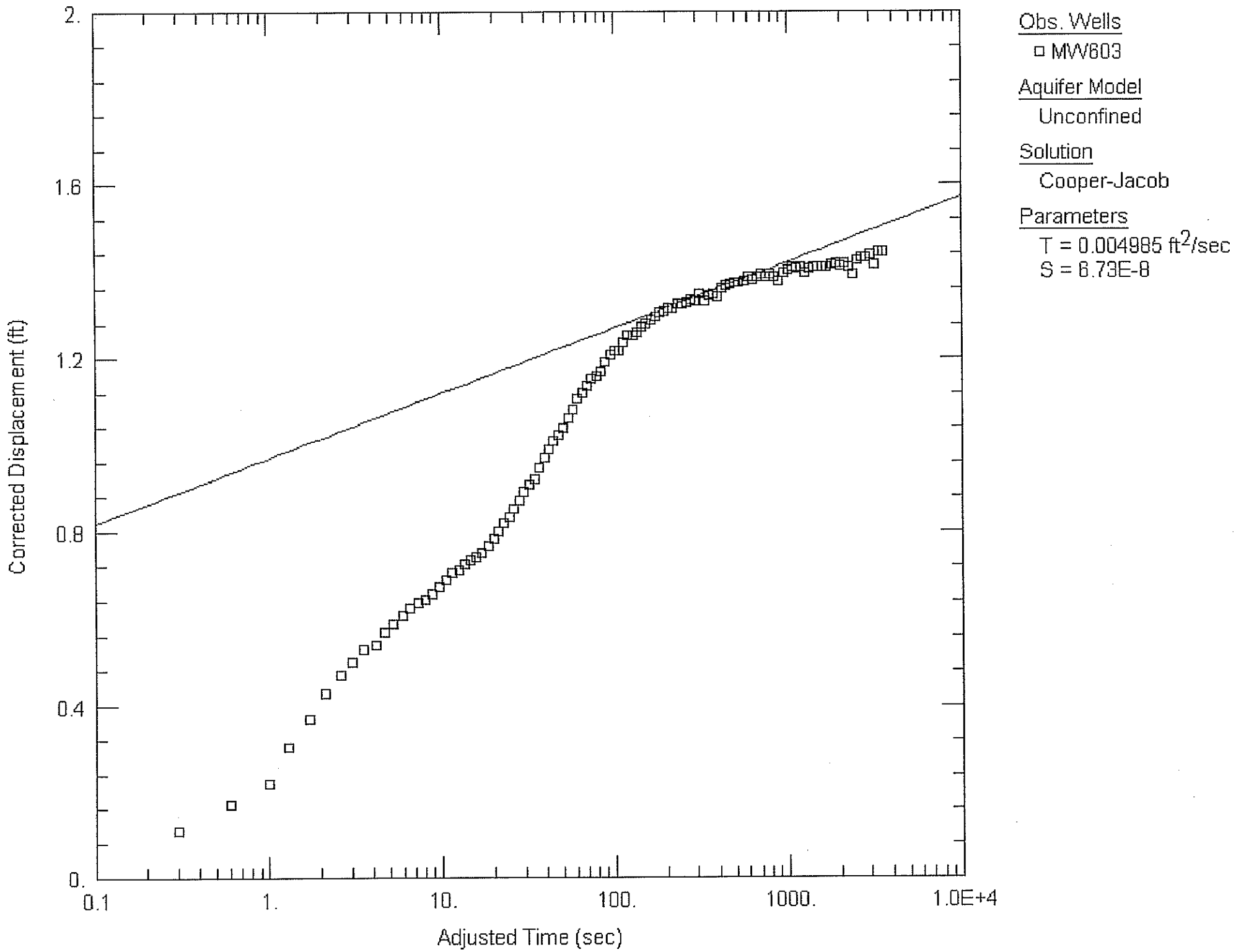
Corrected Displacement (ft)
2.
1.6
1.2
0.8
0.4
0.
0.1
1.
10.
100.
1000.
1.0E+4
Adjusted Time (sec)
Obs. Wells
MW603
Aquifer Model
Unconfined
Solution
Cooper-Jacob
Parameters
T = 0.004985 ft2/sec
S = 6.73E-8

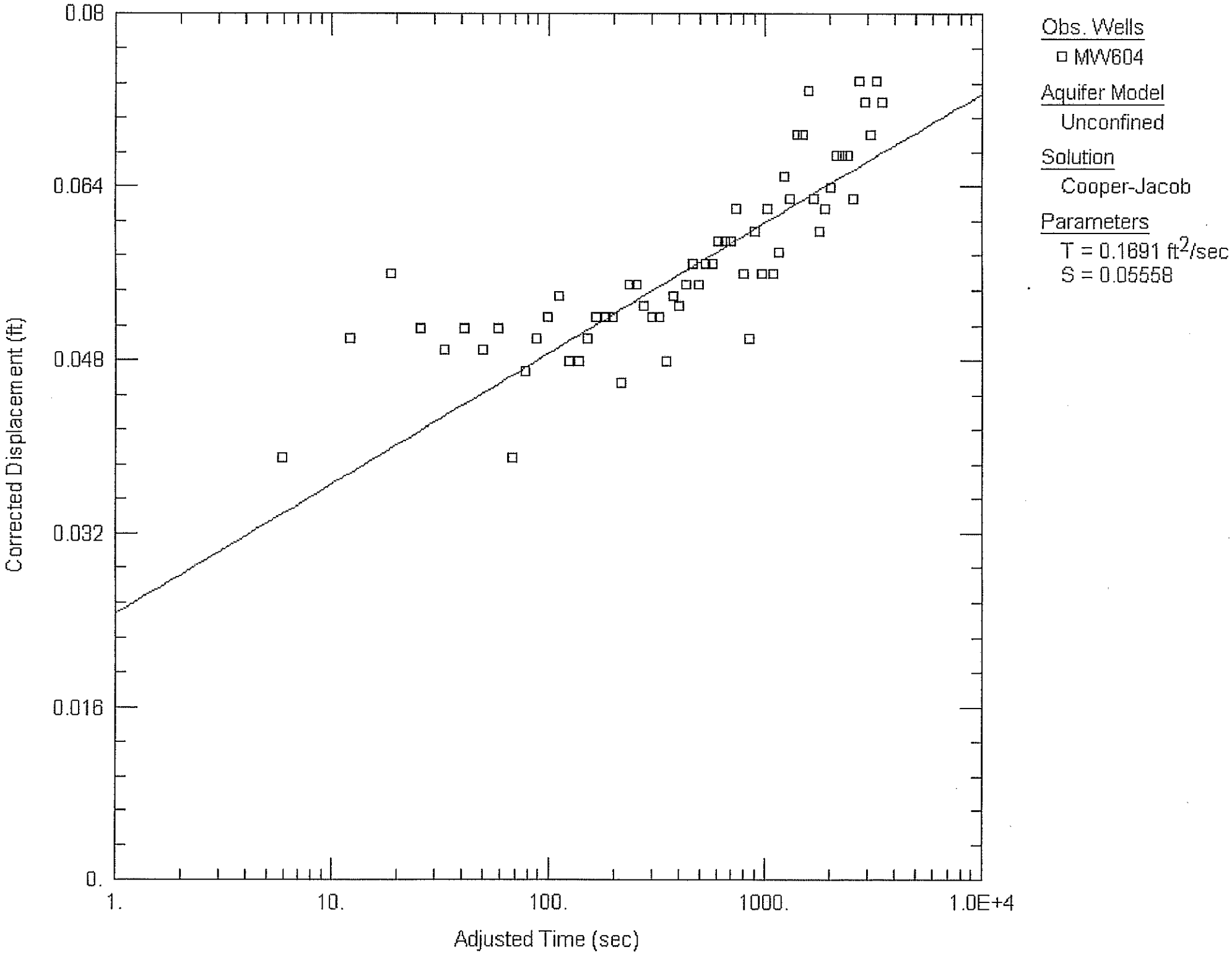
0.08
0.064
0.048
0.032
0.016
0.
Corrected Displacement (ft)
1.
10.
100.
1000.
1.0E+4
Adjusted Time (sec)
Obs. Wells
MW604
Aquifer Model
Unconfined
Solution
Cooper-Jacob
Parameters
T = 0.1691 ft²/sec
S = 0.05558

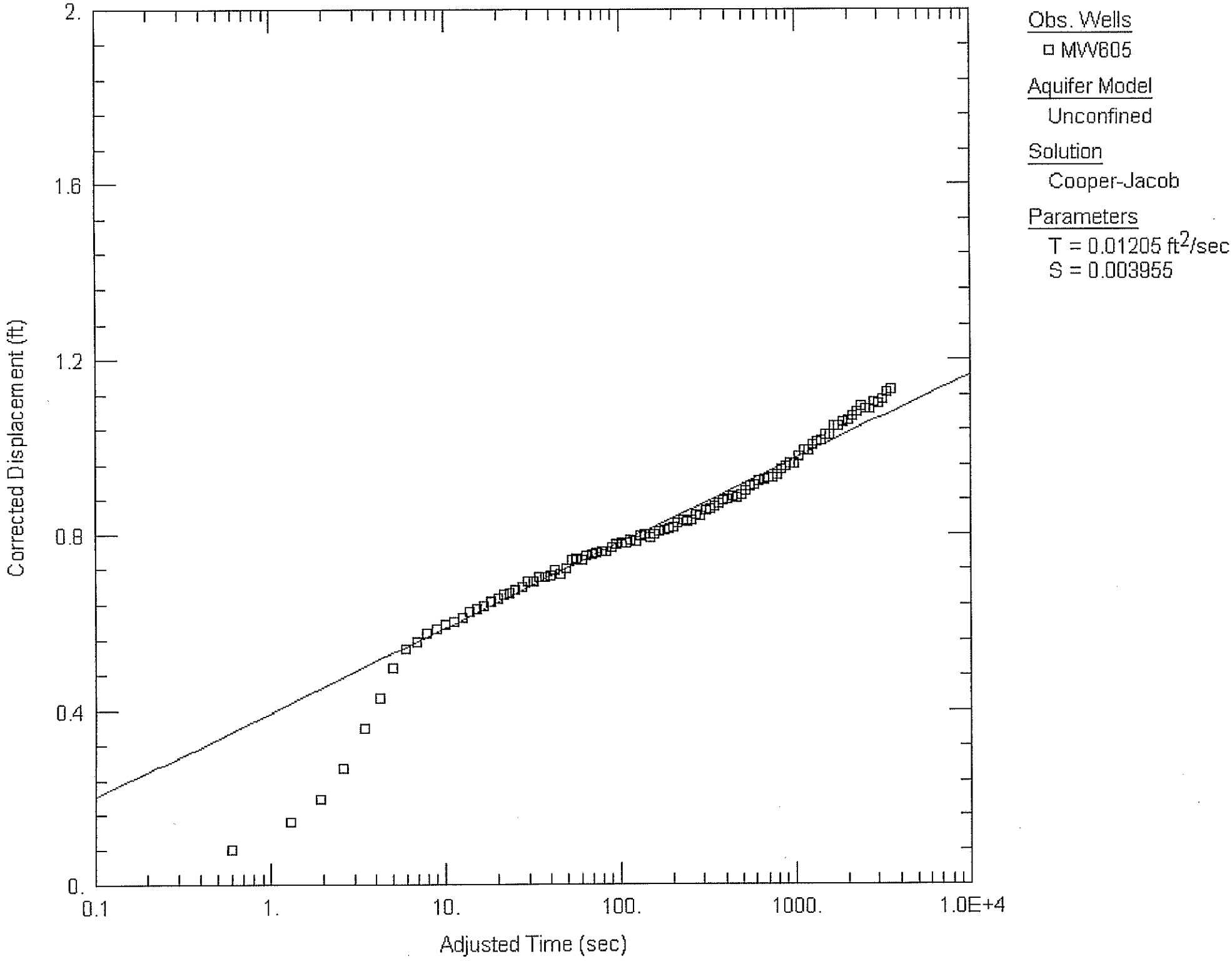
Corrected Displacement (ft)
2.
1.6
1.2
0.8
0.4
0.
0.1
1.
10.
100.
1000.
1.0E+4
Adjusted Time (sec)
Obs. Wells
MW605
Aquifer Model
Unconfined
Solution
Cooper-Jacob
Parameters
T = 0.01205 ft2/sec
S = 0.003955

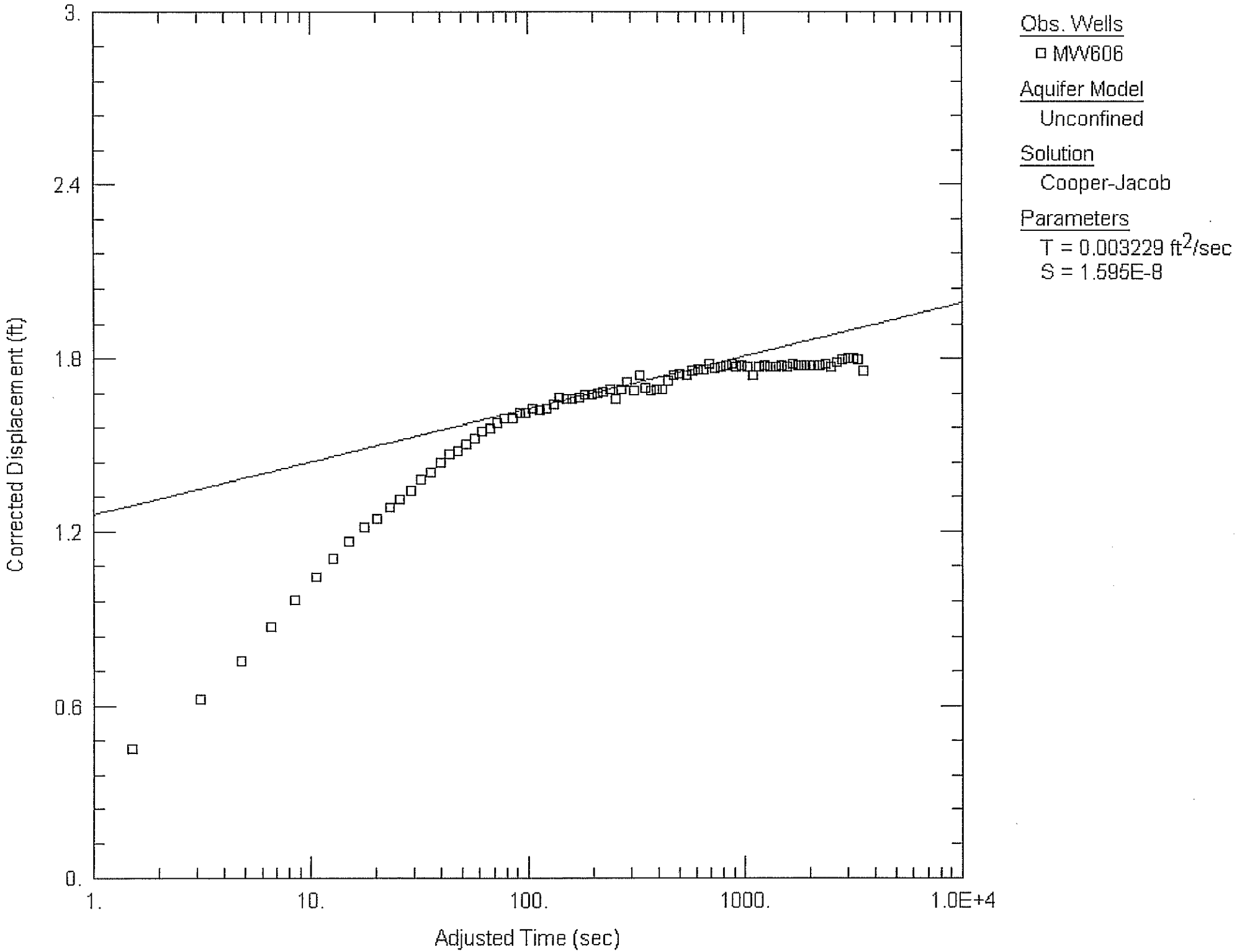
Corrected Displacement (ft)
3.
2.4
1.8
1.2
0.6
0.
1.
10.
100.
1000.
1.0E+4
Adjusted Time (sec)
Obs. Wells
MW606
Aquifer Model
Unconfined
Solution
Cooper-Jacob
Parameters
T = 0.003229 ft2/sec
S = 1.595E-8

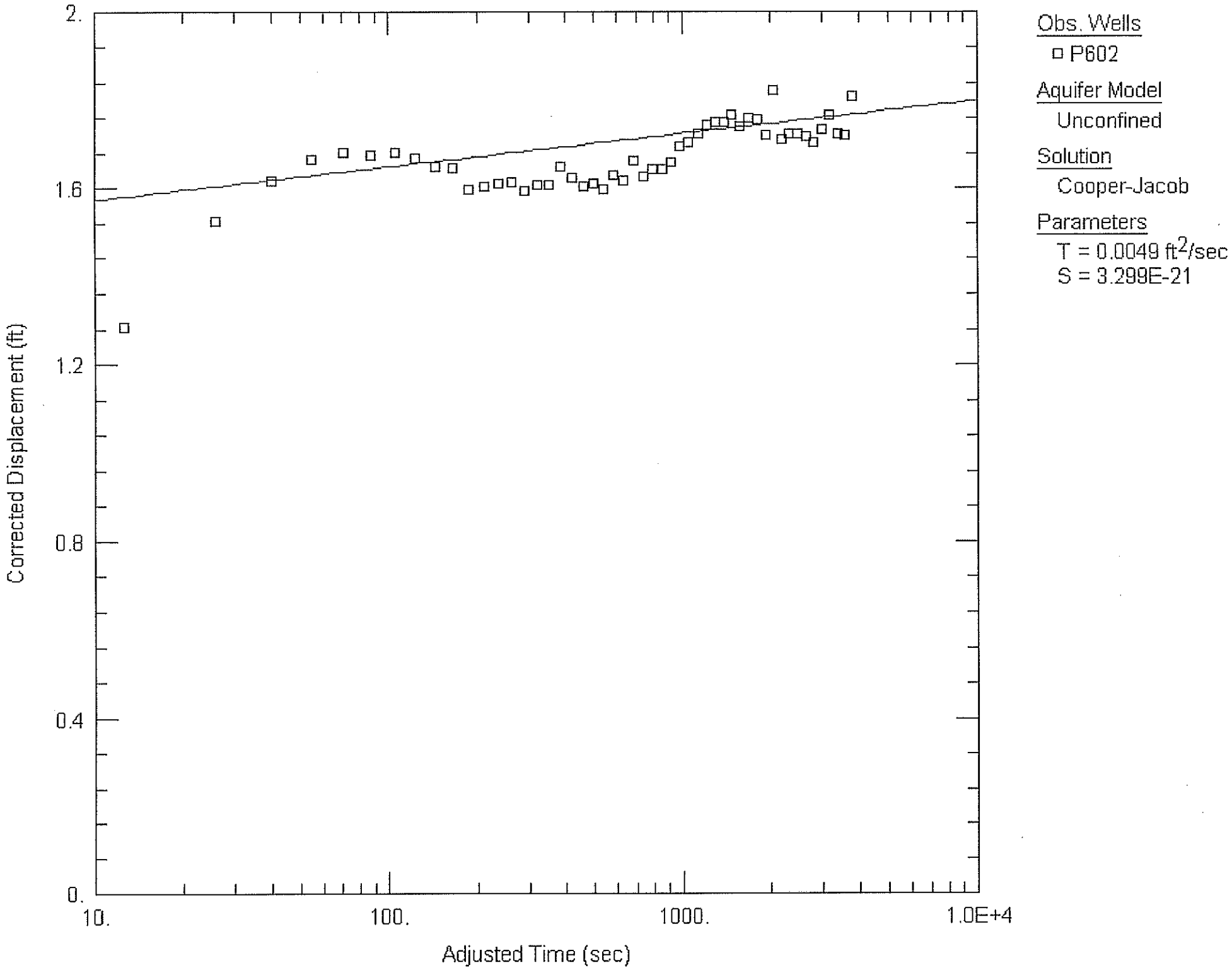
Obs. Wells
P602
Aquifer Model
Unconfined
Solution
Cooper-Jacob
Parameters
T = 0.0049 ft2/sec
S = 3.299E-21
Corrected Displacement (ft)
2.
1.6
1.2
0.8
0.4
0.
10.
100.
1000.
1.0E+4
Adjusted Time (sec)

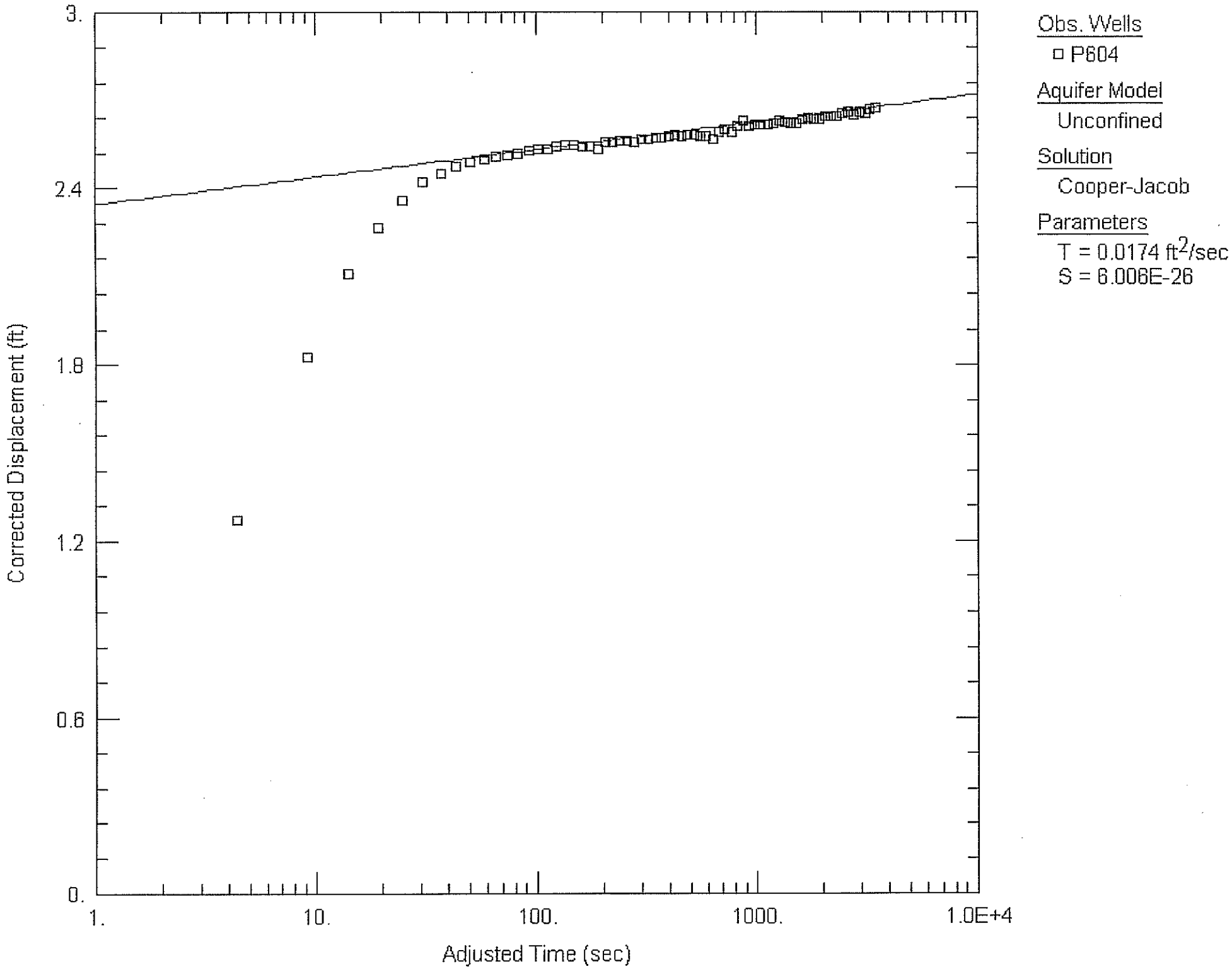
Corrected Displacement (ft)
3.
2.4
1.8
1.2
0.6
0.
1.
10.
100.
1000.
1.0E+4
Adjusted Time (sec)
Obs. Wells
P604
Aquifer Model
Unconfined
Solution
Cooper-Jacob
Parameters
T = 0.0174 ft2/sec
S = 6.006E-26

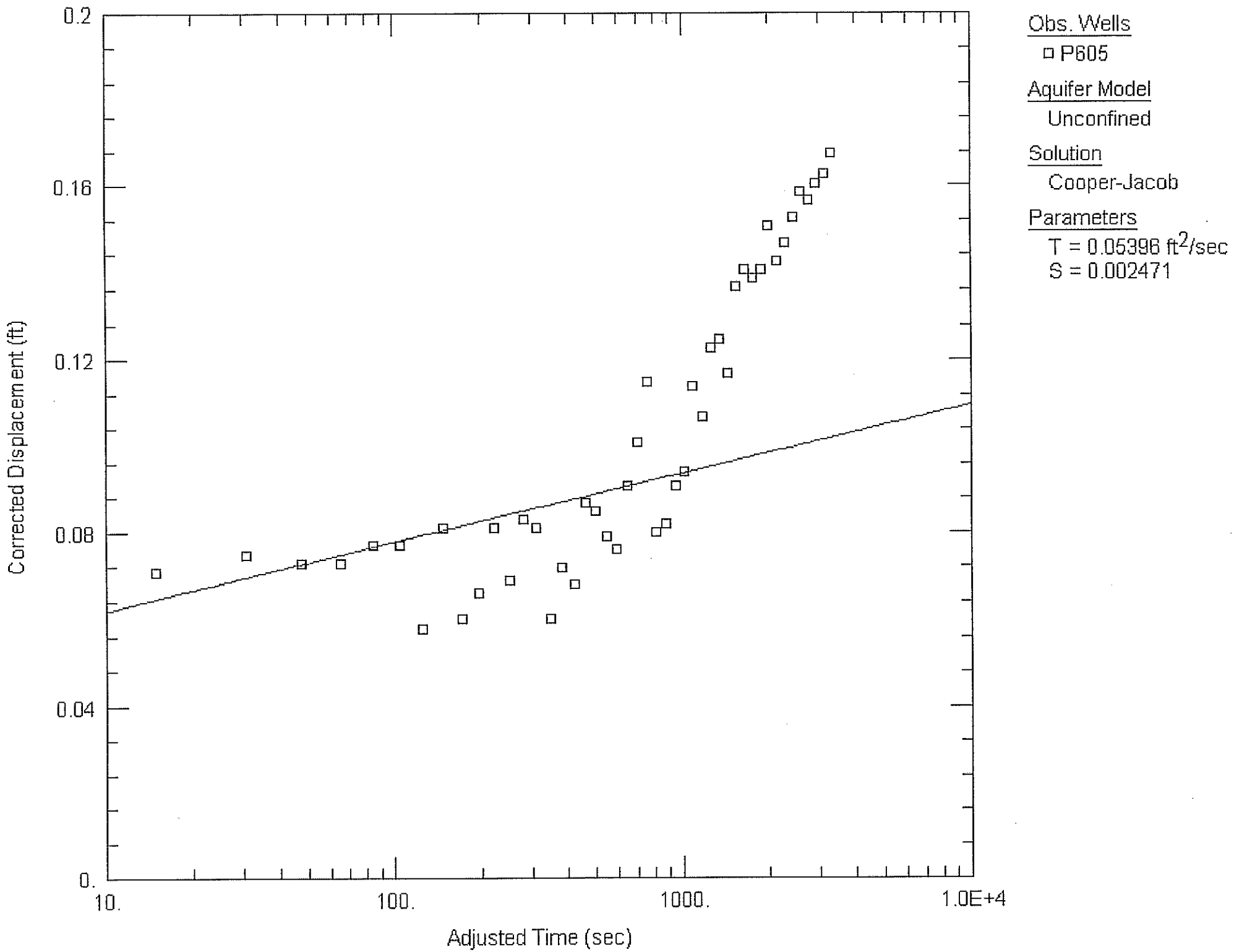
0.2
0.16
0.12
0.08
0.04
0.
Corrected Displacement (ft)
10.
100.
1000.
1.0E+4
Adjusted Time (sec)
Obs. Wells
P605
Aquifer Model
Unconfined
Solution
Cooper-Jacob
Parameters
T = 0.05396 ft2/sec
S = 0.002471

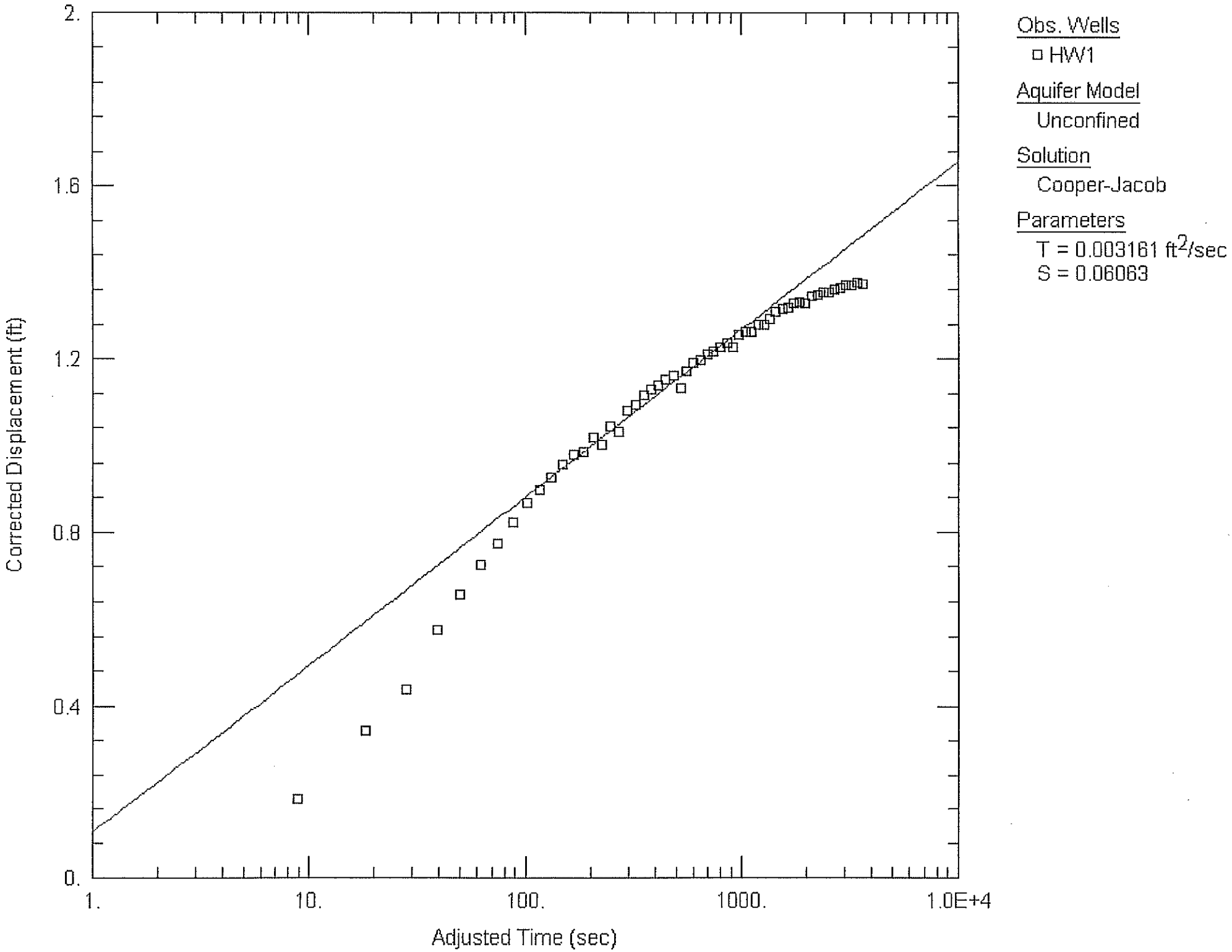
Corrected Displacement (ft)
2.
1.6
1.2
0.8
0.4
0.
1.
10.
100.
1000.
1.0E+4
Adjusted Time (sec)
Obs. Wells
HW1
Aquifer Model
Unconfined
Solution
Cooper-Jacob
Parameters
T = 0.003161 ft2/sec
S = 0.06063

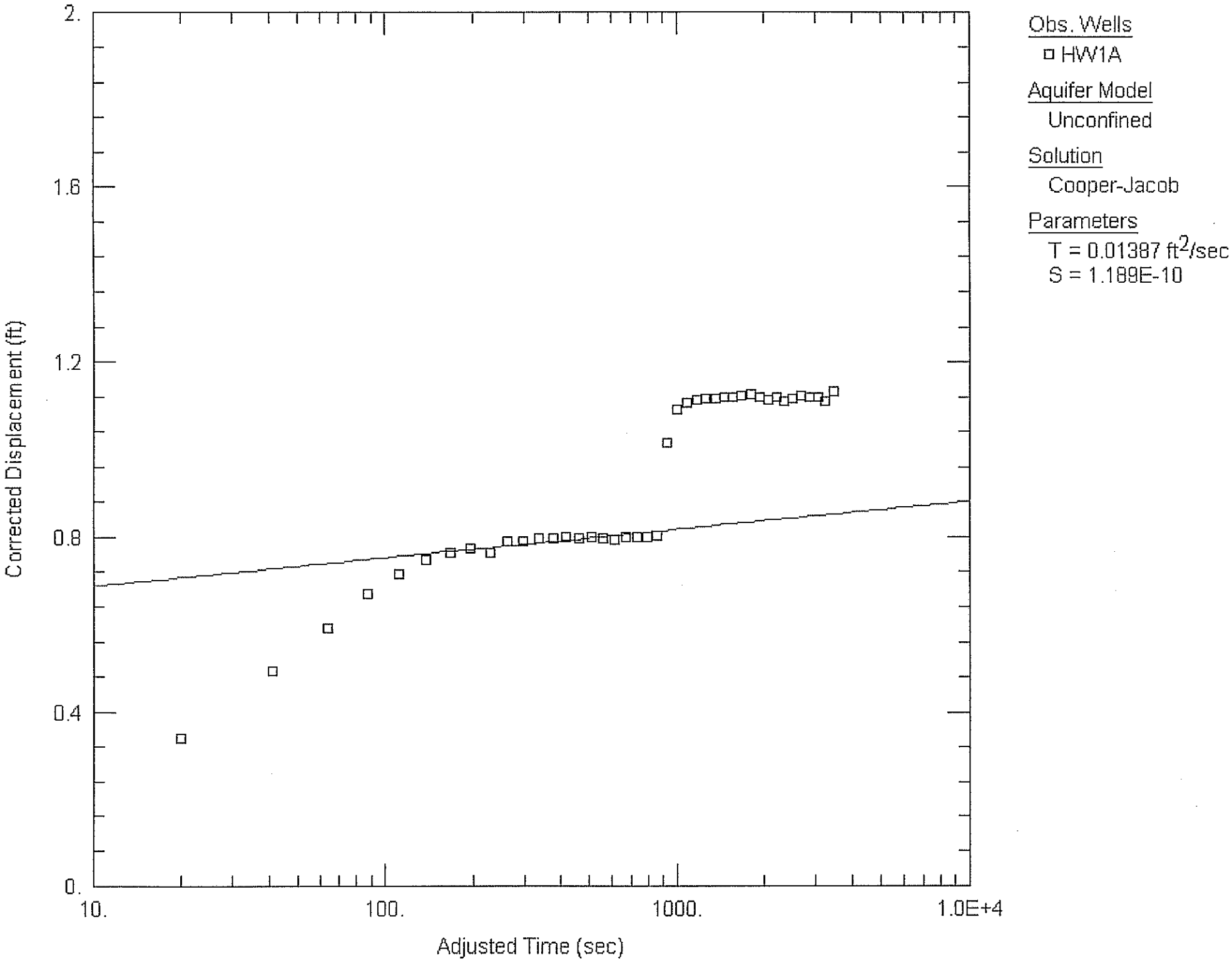
Obs. Wells
HW1A
Aquifer Model
Unconfined
Solution
Cooper-Jacob
Parameters
T = 0.01387 ft2/sec
S = 1.189E-10
Corrected Displacement (ft)
2.
1.6
1.2
0.8
0.4
0.
10.
100.
1000.
1.0E+4
Adjusted Time (sec)

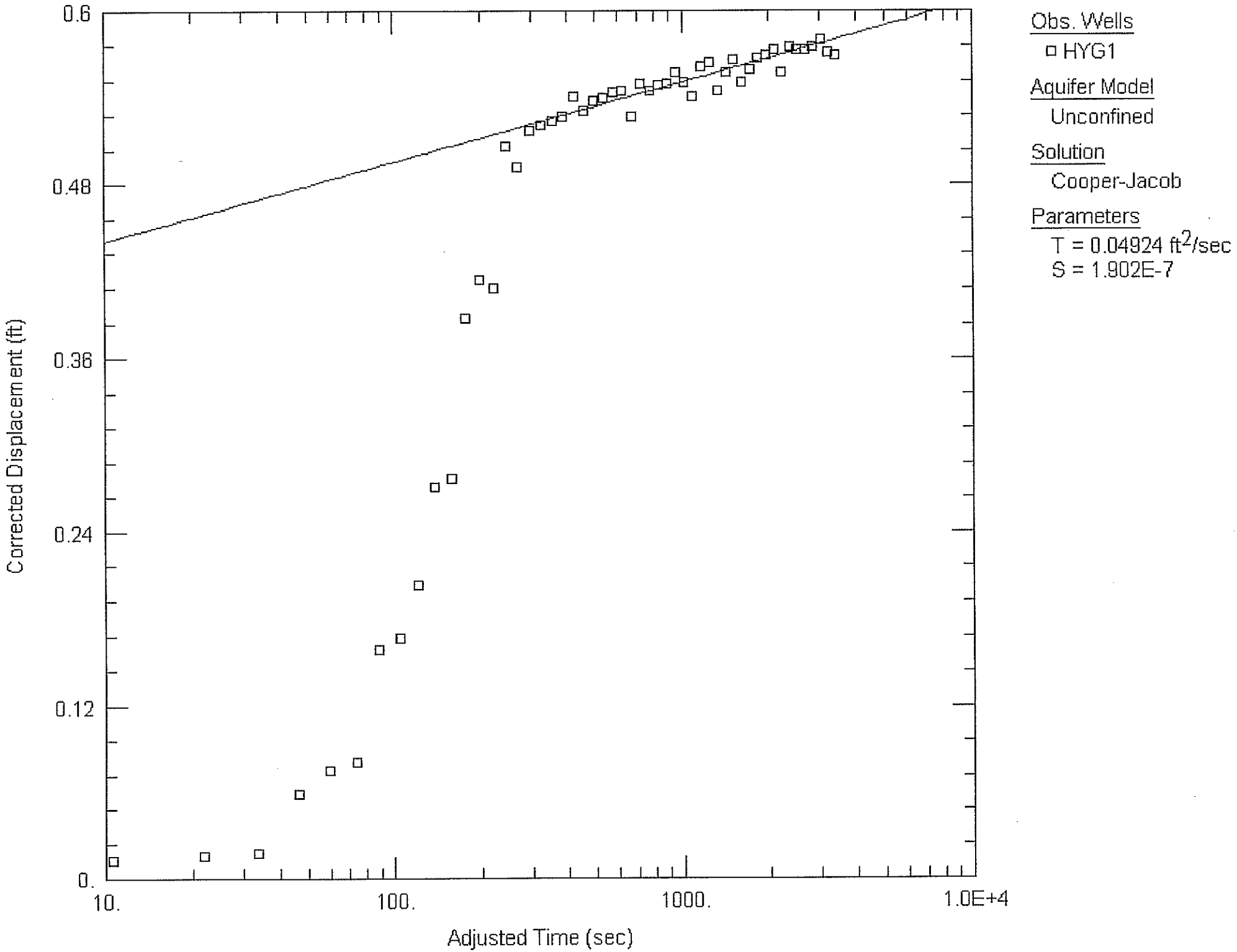
0.6
0.48
0.36
0.24
0.12
0.
Corrected Displacement (ft)
10.
100.
1000.
1.0E+4
Adjusted Time (sec)
Obs. Wells
HYG1
Aquifer Model
Unconfined
Solution
Cooper-Jacob
Parameters
T = 0.04924 ft2/sec
S = 1.902E-7

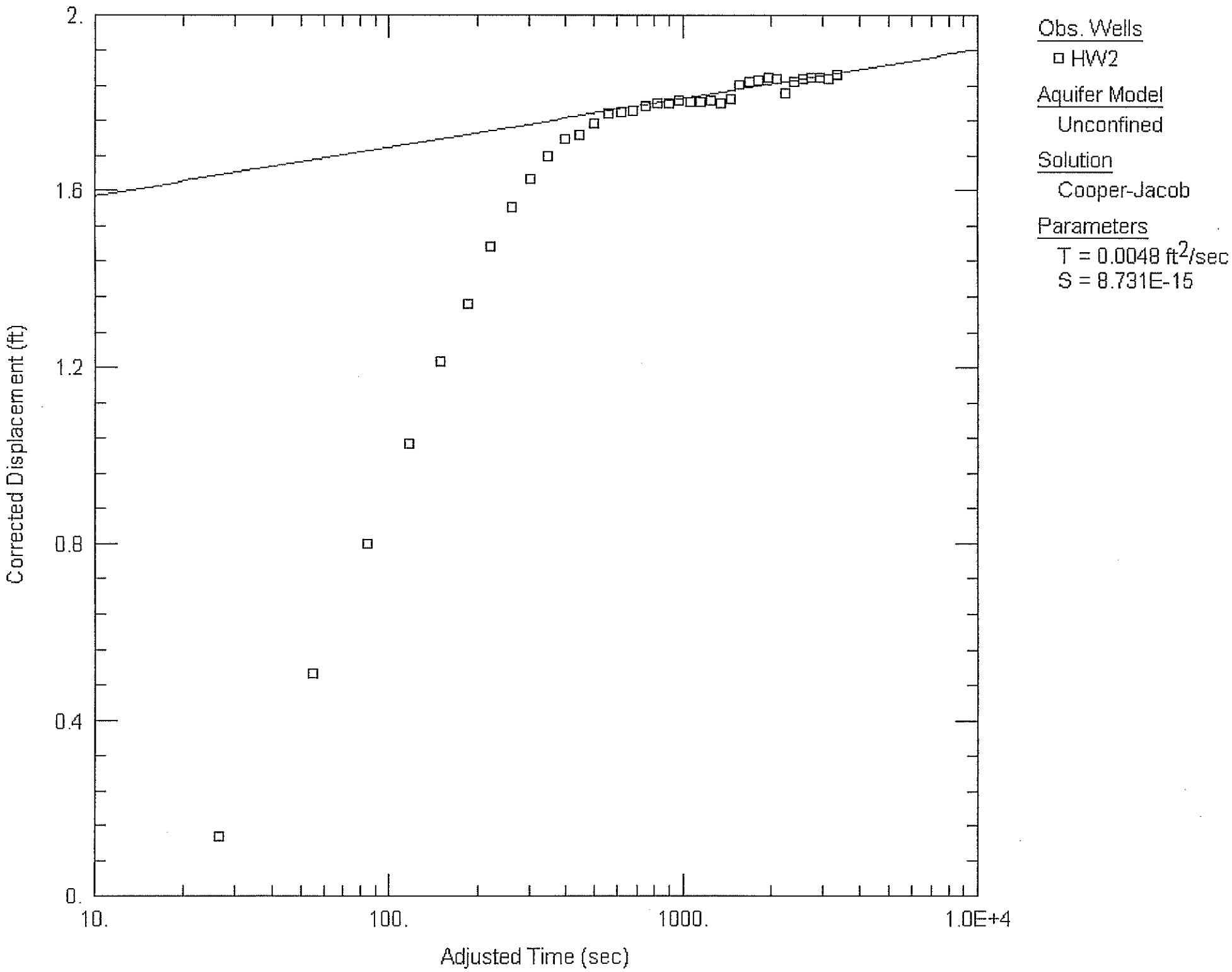
Obs. Wells
HW2
Aquifer Model
Unconfined
Solution
Cooper-Jacob
Parameters
T = 0.0048 ft2/sec
S = 8.731E-15
Corrected Displacement (ft)
Adjusted Time (sec)
2.
1.6
1.2
0.8
0.4
0.
10.
100.
1000.
1.0E+4

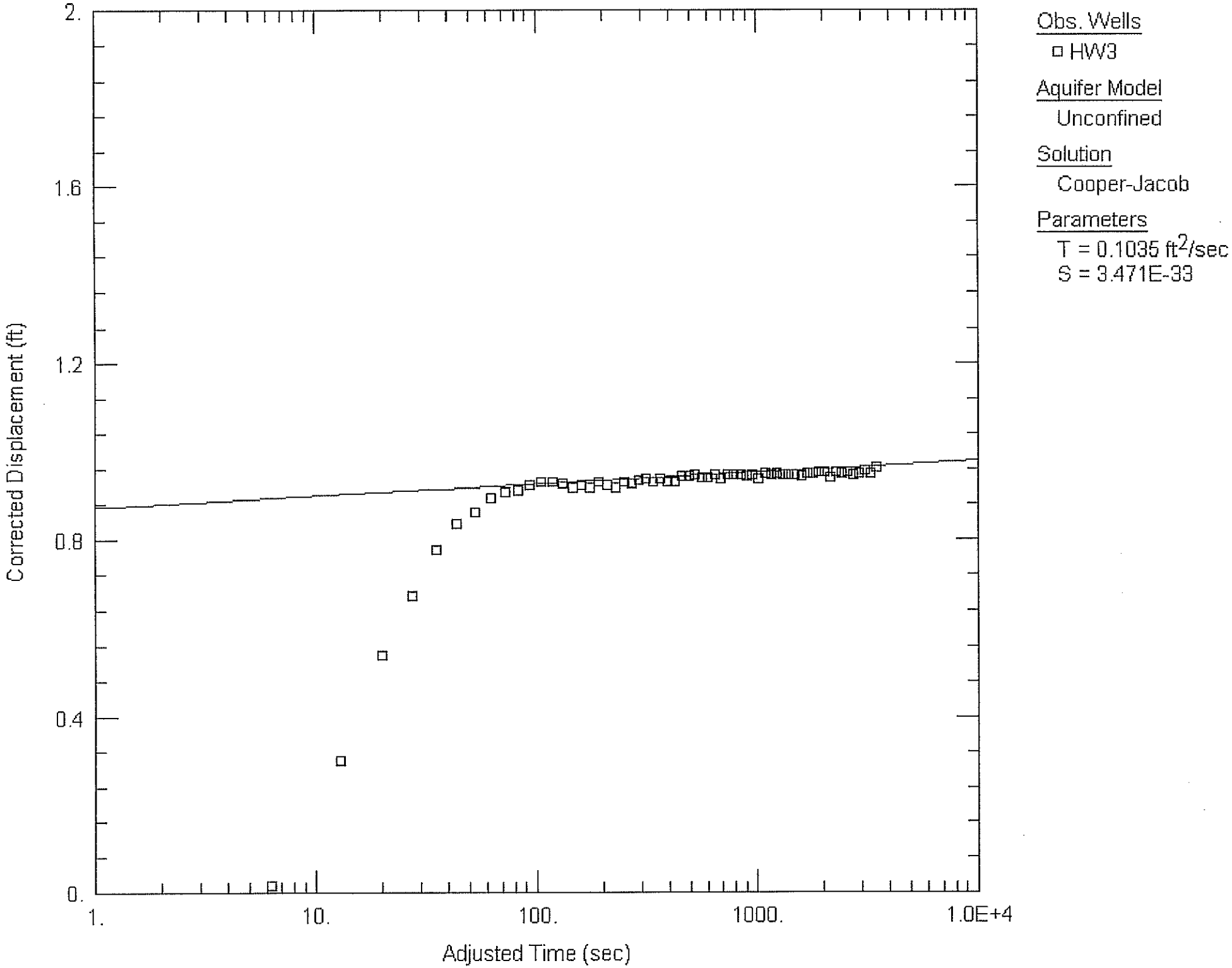
Obs. Wells
HW3
Aquifer Model
Unconfined
Solution
Cooper-Jacob
Parameters
T = 0.1035 ft2/sec
S = 3.471E-33
Corrected Displacement (ft)
2.
1.6
1.2
0.8
0.4
0.
1.
10.
100.
1000.
1.0E+4
Adjusted Time (sec)

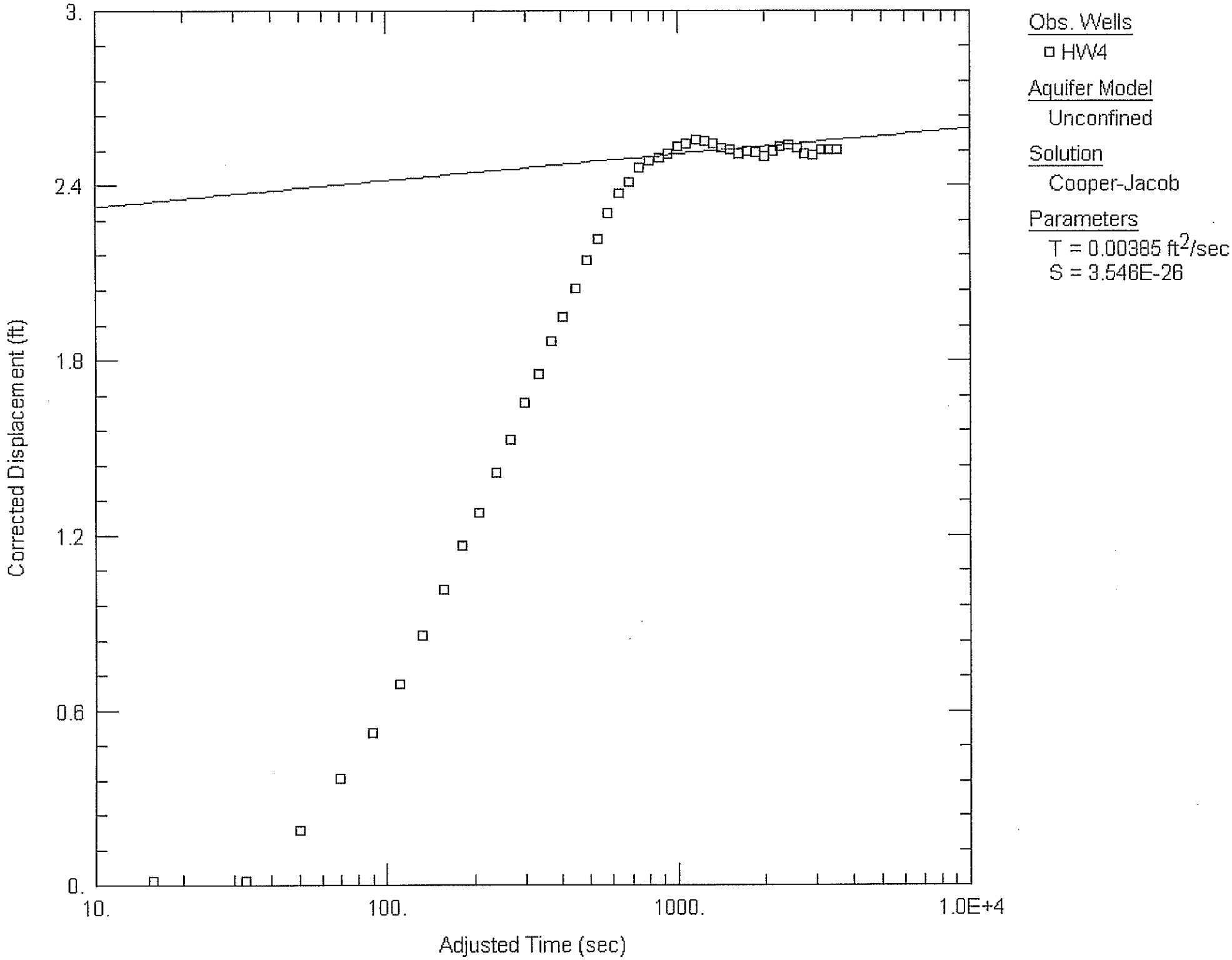
Obs. Wells
HW4
Aquifer Model
Unconfined
Solution
Cooper-Jacob
Parameters
T = 0.00385 ft2/sec
S = 3.546E-26
Corrected Displacement (ft)
Adjusted Time (sec)
3.
2.4
1.8
1.2
0.6
0.
10.
100.
1000.
1.0E+4

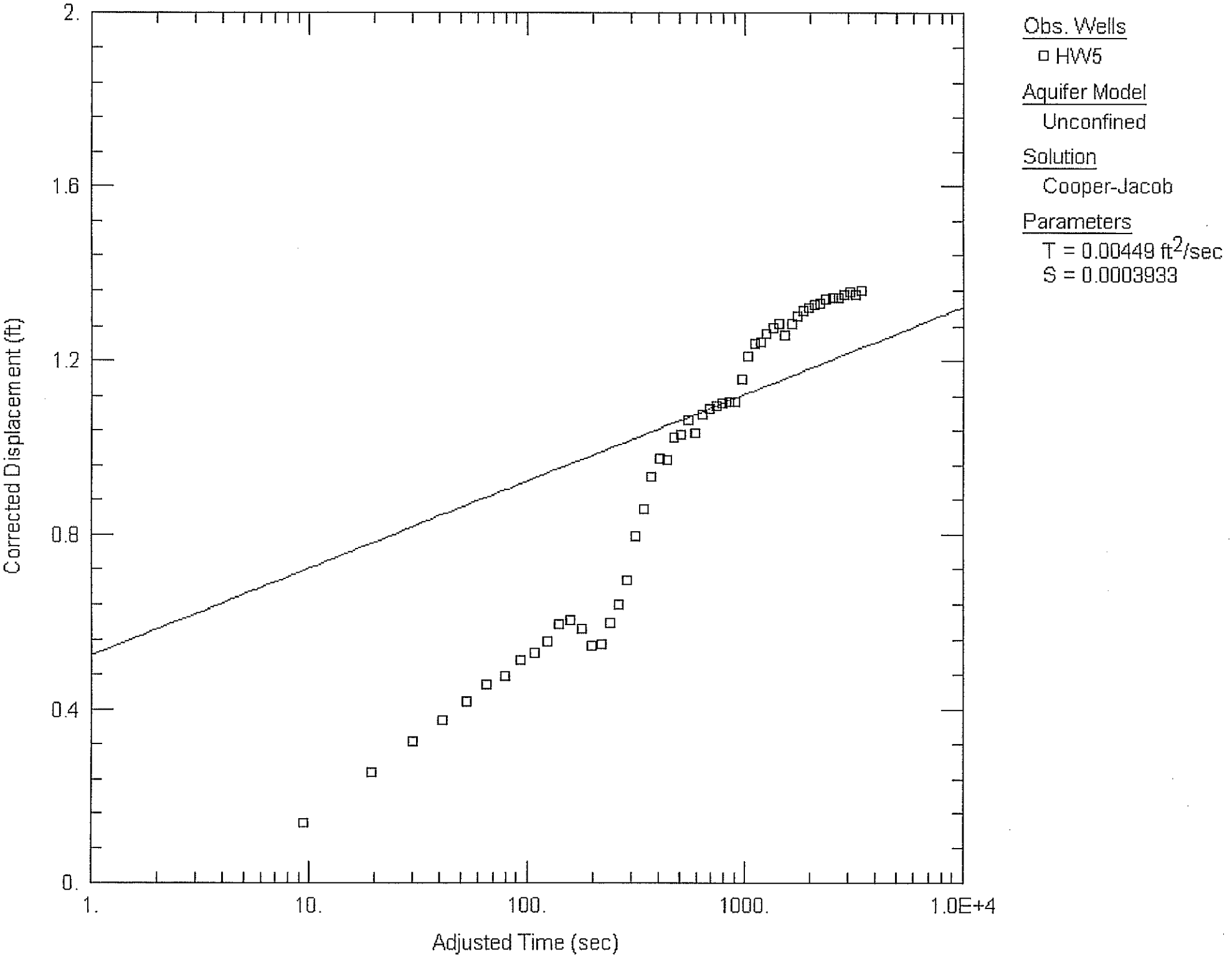
Corrected Displacement (ft)
2.
1.6
1.2
0.8
0.4
0.
1.
10.
100.
1000.
1.0E+4
Adjusted Time (sec)
Obs. Wells
HW5
Aquifer Model
Unconfined
Solution
Cooper-Jacob
Parameters
T = 0.00449 ft²/sec
S = 0.0003933

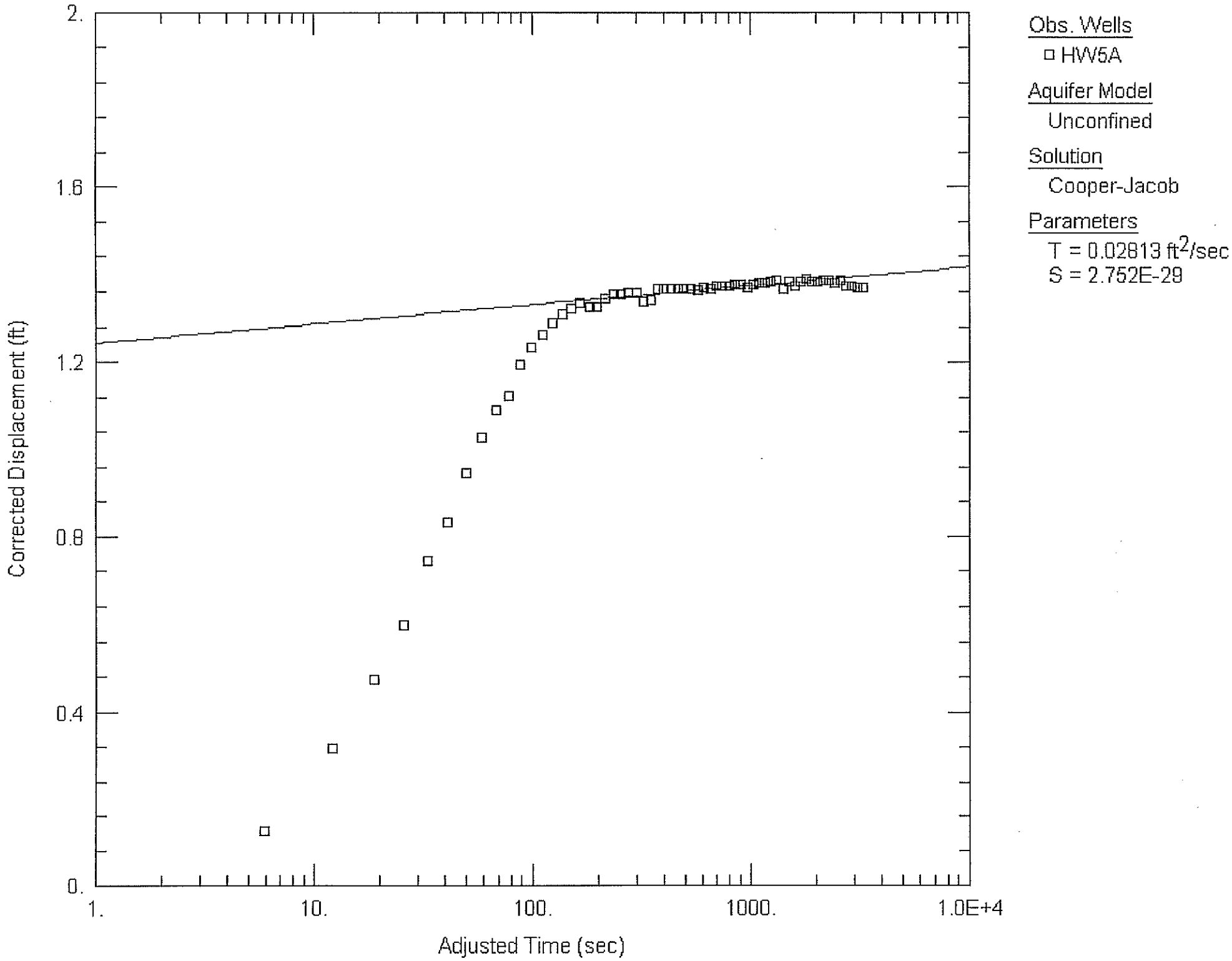
Corrected Displacement (ft)
2.
1.6
1.2
0.8
0.4
0.
1.
10.
100.
1000.
1.0E+4
Adjusted Time (sec)
Obs. Wells
HW5A
Aquifer Model
Unconfined
Solution
Cooper-Jacob
Parameters
T = 0.02813 ft2/sec
S = 2.752E-29

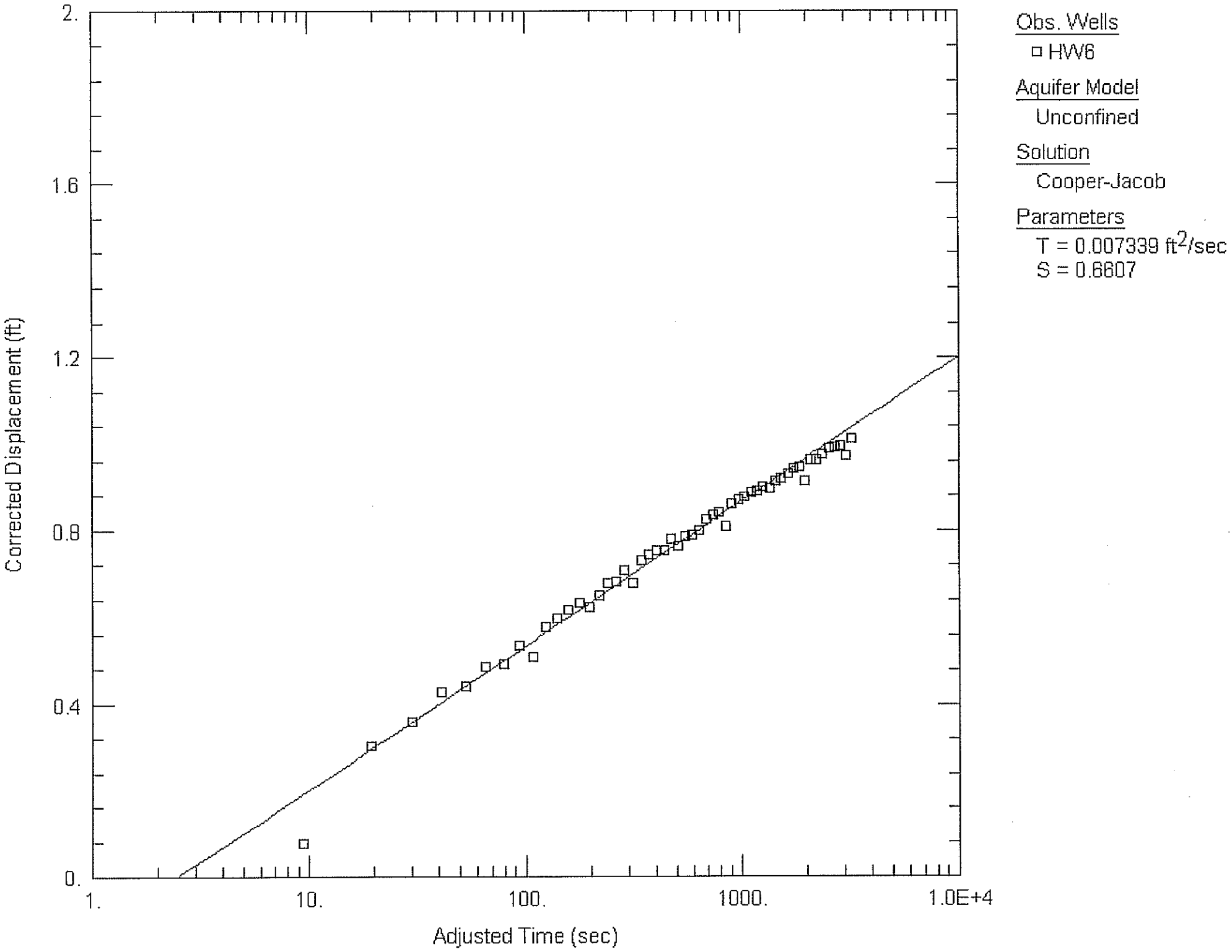
Corrected Displacement (ft)
2.
1.6
1.2
0.8
0.4
0.
1.
10.
100.
1000.
1.0E+4
Adjusted Time (sec)
Obs. Wells
HW6
Aquifer Model
Unconfined
Solution
Cooper-Jacob
Parameters
T = 0.007339 ft2/sec
S = 0.6607

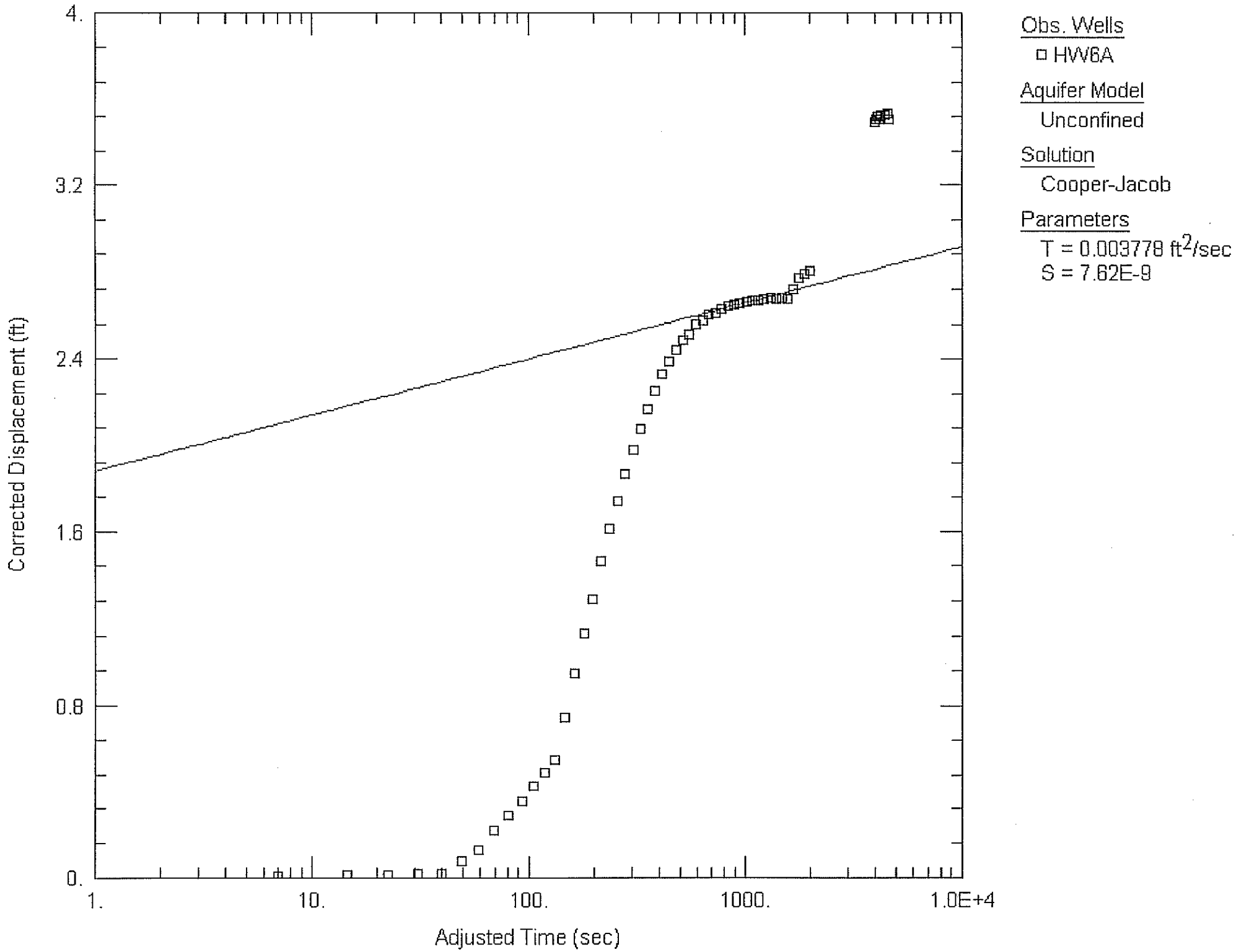
Corrected Displacement (ft)
4.
3.2
2.4
1.6
0.8
0.
1.
10.
100.
1000.
1.0E+4
Adjusted Time (sec)
Obs. Wells
HW6A
Aquifer Model
Unconfined
Solution
Cooper-Jacob
Parameters
T = 0.003778 ft2/sec
S = 7.62E-9

Appendix D

Soil Sampling

D-1

Soil Analytical Results

2006 Soil Results Summary

Event Date	Parameter	Units	Data Level	Location Name	HA-1-BP	HA-2-BP	HA-3-BP	HA-1	HA-2	HA-2 (dup)	HA-3	KMW-1	KMW-2	KMW-3	KMW-4	KMW-5	KMW-6	KMW-6A	KMW-6A (dup)	KMW-7	KMW-9P	KMW-10	KSB-1	KSB-3	KSB-3	KSB-4
				Field ID				HA-1	HA-2	DUP	HA-3	KMW-1-3-4'	KMW-2-9-9.5'	KMW-3-6-7'	KMW-4P 12'-14'	KMW-5-14'-14_5'	KMW-6-4-9'	KMW-6A-3-4	DUP-10-4	KMW-7 S-1	KMW-9P S-3	KMW-10-0_9-4'	KSB-1-3	KSB-3-1	KSB-3-3,4'-6'	KSB-4-1
				Depth (ft)								3-4'	9-9.5	6-7'	12-14'	14-14.5	4-9'	3-4	3-4	0-5	9-14	0.9-4'	3	1	4-6	1
9/12/2006	**Metal**																									
	Aluminum	mg/kg	Tier 1									**5230**	**7840**	**8780**	**15600**	**4130**	**1340**	**2100**		**5300**	**3980**	**3140**	**18000**	**19000**		**21000**
	Antimony	mg/kg	Tier 1									**21.9**	0.4	0.17	0.19	0.18	0.29	0.35		0.25	0.11	0.12	0.11 B	0.82		0.93
	Arsenic	mg/kg	Tier 1									2.1	**8.9**	**6.9**	**5.1**	2.1	**9.4**	**12**		**7.3**	4	4.3	**4.7**	3.6		3
	Arsenic - SPLP	ug/L	Tier 1										13					<7.6 U								
	Arsenic - TCLP	mg/L	Tier 1									<0.038 U	<0.038 U	<0.038 U	<0.038 U	<0.038 U	<0.038 U	<0.038 U		<0.038 U	<0.038 U	<0.038 U	<0.038 U	<0.038 U		<0.038 U
	Barium	mg/kg	Tier 1									15.9	39.4	38.5	53.4	12.2	3.2	3		30.2	10.8	16	110	120		150
	Barium - SPLP	ug/L	Tier 1										1000					80								
	Barium - TCLP	mg/L	Tier 1									0.62 B	0.96 B	0.70 B	0.67 B	0.51 B	0.43 B	0.41 B		0.76 B	0.60 B	0.56 B	0.82 B	0.37 B		0.54 B
	Beryllium	mg/kg	Tier 1									0.5	0.33	0.42	0.51	0.20 J	0.37	0.38		0.6	0.17 J	0.29	1	1.1		1.1
	Boron	mg/kg	Tier 1									<3.3 U	3.6	3.2	4.8	2.1 J	1.8 J	<3.3 U		<5.4 U	2.1	2.7	**12**	**12**		**13**
	Cadmium	mg/kg	Tier 1									0.39	<0.053 U	<0.05 U	0.048 J	<0.054 U	<0.054 U	0.022 B		<0.054 U	<0.045 U	<0.051 U	0.18 B	0.15 B		0.30 B
	Cadmium - SPLP	ug/L	Tier 1										11					<0.74 U								
	Cadmium - TCLP	mg/L	Tier 1									<0.0037 U	0.022 B	<0.0037 U	<0.0037 U	<0.0037 U	<0.0037 U	<0.0037 U		<0.0037 U	<0.0037 U	<0.0037 U	<0.0037 U	<0.0037 U		<0.0037 U
	Chromium	mg/kg	Tier 1									11.2	28.6	21.6	23.5	9.6	28.2	**50**		20.8	8.6	12.5	**32**	**32**		**35**
	Chromium - SPLP	ug/L	Tier 1										17					<1.3 U								
	Chromium - TCLP	mg/L	Tier 1									0.0074 B	0.060 B	<0.0066 U	<0.0066 U	0.020 B	0.016 B	0.012 B		0.011 B	0.0082 B	0.0076 B	0.069 B	<0.0066 U		0.0071 B
	Cobalt	mg/kg	Tier 1									**8.1**	**7.3**	**8.2**	**10.8**	**6**	**8.4**	**8.5**		**4.9**	**3.9**	**4.1**	**14**	**9.8**		**13**
	Copper	mg/kg	Tier 1									15	21	20	33.7	12.9	13.7	29		26	8.3	13.6	41	34		41
	Iron	mg/kg	Tier 1									**28800**	**17900**	**23800**	**46100**	**9080**	**69700**	**30000**		**45000**	**11000**	**11400**	**27000**	**25000**		**27000**
	Lead	mg/kg	Tier 1									13.6	5	3.6	6.1	2.2	**889**	**12000**		24	1.3	2	8	7.5		7.7
	Lead - SPLP	ug/L	Tier 1										34					450								
	Lead - TCLP	mg/L	Tier 1									<0.017 U	0.20 B	<0.017 U	<0.017 U	<0.017 U	**7.7**	**48**		0.021 B	<0.017 U	<0.017 U	<0.017 U	<0.017 U		<0.017 U
	Lithium	mg/kg	Tier 1									**6.2**	**7.8**	**10.1**	**14.5**	**3.9**	2.2	2.7		**7.8**	**4.9**	**4.6**	**11**	3		**5.2**
	Magnesium	mg/kg	Tier 1									2370	2780	3840	6210	1430	983	1100		3450	2060	1860	**13000**	**13000**		**14000**
	Manganese	mg/kg	Tier 1									**211**	**191**	**441**	**247**	**201**	**298**	**300**		**205**	**71.5**	**187**	**470**	**390**		**480**
	Mercury	mg/kg	Tier 1									0.071	0.074	0.017 J	0.016 J	<0.011 U	0.35	0.25		0.053	<0.012 U	<0.0089 U	0.013	0.0080 B		0.0096 B
	Mercury - SPLP	ug/L	Tier 1										<0.072 U					<0.072 U								
	Mercury - TCLP	mg/L	Tier 1									<0.029 U	<0.029 U	<0.029 U	<0.029 U	<0.029 U	<0.029 U	<0.029 U		<0.029 U	<0.029 U	<0.029 U	<0.029 U	<0.029 U		<0.029 U
	Molybdenum	mg/kg	Tier 1									<0.33 U	**2.7**	0.59	**2.1**	0.43	**2.1**	**3.3**		**1.5**	0.63	1.4	0.87 B	0.71 B		1.0 B
	Nickel	mg/kg	Tier 1									14	27.8	21.7	33	13.5	29.5	14		22.4	13.2	10.8	32	29		35
	Potassium	mg/kg	Tier 1																							
	Selenium	mg/kg	Tier 1									<0.33 U	<0.26 U	<0.25 U	<0.23 U	<0.054 U	<0.27 U	0.3		<0.27 U	<0.23 U	<0.26 U	0.19 B	<0.19 U		<0.20 U
	Selenium - SPLP	ug/L	Tier 1										<8.3 U					<8.3 U								
	Selenium - TCLP	mg/L	Tier 1									<0.042 U	<0.042 U	<0.042 U	<0.042 U	<0.042 U	<0.042 U	<0.042 U		<0.042 U	<0.042 U	<0.042 U	<0.042 U	<0.042 U		<0.042 U
	Silver	mg/kg	Tier 1									<0.22 U	0.24	0.29	0.12 J	0.9	0.25	0.037 B		<0.11 U	0.63	0.82	<0.014 U	0.5		0.11 B
	Silver - SPLP	ug/L	Tier 1										<2.6 U					<2.6 U								
	Silver - TCLP	mg/L	Tier 1									<0.013 U	<0.013 U	<0.013 U	<0.013 U	<0.013 U	<0.013 U	<0.013 U		<0.013 U	<0.013 U	<0.013 U	<0.013 U	<0.013 U		<0.013 U
	Thallium	mg/kg	Tier 1									<0.44 U	0.056 J	0.065 J	0.11	<0.054 U	<0.054 U	0.011 B		<0.054 U	<0.045 U	<0.051 U	0.071 B	<0.016 U		0.059 B
	Vanadium	mg/kg	Tier 1									28	31.9	35.6	57	23.2	12.2	11		22.8	18	14.9	50	45		51
	Zinc	mg/kg	Tier 1									20.1	28.8	20.2	58.7	9.3	35.7	19		34.8	11.2	14.4	57	51		56
	PCBs																									
	Aroclor-1016	ug/kg	Tier 1															<54 U	<55 U							
	Aroclor-1221	ug/kg	Tier 1															<54 U	<55 U							
	Aroclor-1232	ug/kg	Tier 1															<54 U	<55 U							
	Aroclor-1242	ug/kg	Tier 1															<54 U	<55 U							
	Aroclor-1248	ug/kg	Tier 1															<54 U	<55 U							
	Aroclor-1254	ug/kg	Tier 1															<54 U	<55 U							
	Aroclor-1260	ug/kg	Tier 1															<54 U	<55 U							
	Total PCBs	ug/Kg	Tier 1															<54 U	<55 U							
	Physical Property																									
	Cyanide, total	mg/kg	Tier 1									<0.16 U	<0.24 U	<0.21 U	<0.37 U	<0.28 U	<0.28 U	<0.17 U		<0.22 U	<0.13 U	<0.26 U	<0.22 U	<0.21 U		<0.31 U
	Percent Moisture	%	Tier 1									9.1	10.2	7.5	13.9	20.8	6.9			7.9	16.4	3.6				
	Percent Solids	%	Tier 1					63.5	81.1	85.5	82.7	91.1	89.7	92.3	85	78.6	91.5	97.5	96.8	91.9	81.7	94.2	91.8	90.2	92.6	85.4
	VOC																									
	1,1,1,2-Tetrachloroethane	ug/Kg	Tier 1					<22 U	<70 U	<42 U	<17 U	<16 U	<16 U										<15 U		<15 U	
	1,1,1,2-Tetrachloroethane - SPLP	ug/L	Tier 1									<0.92 U	<0.92 U										<4.6 U		<4.6 U	
	1,1,1-Trichloroethane	ug/Kg	Tier 1					<15 U	<46 U	<27 U	<11 U	<10 U	<10 U										<10 U		<10 U	
	1,1,1-Trichloroethane - SPLP	ug/L	Tier 1									<0.90 U	<0.90 U										<4.5 U		<4.5 U	
	1,1,2,2-Tetrachloroethane	ug/Kg	Tier 1					<20 U	<62 U	<37 U	<15 U	<14 U	<14 U										<14 U		<14 U	
	1,1,2,2-Tetrachloroethane - SPLP	ug/L	Tier 1									<0.20 U	<0.20 U										<1 U		<1 U	
	1,1,2-Trichloroethane	ug/Kg	Tier 1					<32 U	<99 U	<59 U	<24 U	<22 U	<22 U										<22 U		<22 U	
	1,1,2-Trichloroethane - SPLP	ug/L	Tier 1									<0.42 U	<0.42 U										<2.1 U		<2.1 U	
	1,1-Dichloroethane	ug/Kg	Tier 1					<10 U	<32 U	<19 U	<7.9 U	<7.2 U	<7.3 U										<7.2 U		<7.1 U	
	1,1-Dichloroethane - SPLP	ug/L	Tier 1									<0.75 U	<0.75 U										<3.8 U		<3.8 U	
	1,1-Dichloroethene	ug/Kg	Tier 1					<24 U	<76 U	<45 U	<19 U	<17 U	<17 U										<17 U		<17 U	
	1,1-Dichloroethene - SPLP	ug/L	Tier 1									<0.57 U	<0.57 U										<2.8 U		<2.8 U	
	1,1-Dichloropropene	ug/Kg	Tier 1					<37 U	<120 U	<69 U	<28 U	<26 U	<26 U										<26 U		<25 U	
	1,1-Dichloropropene - SPLP	ug/L	Tier 1									<0.75 U	<0.75 U										<3.8 U		<3.8 U	
	1,2,3-Trichlorobenzene	ug/Kg	Tier 1					<27 U	<84 U	<50 U	<21 U	<19 U	<19 U										<19 U		<18 U	
	1,2,3-Trichlorobenzene - SPLP	ug/L	Tier 1									<0.74 U	<0.74 U										<3.7 U		<3.7 U	
	1,2,3-Trichloropropane	ug/Kg	Tier 1					<26 U	<82 U	<49 U	<20 U	<18 U	<19 U										<18 U		<18 U	
	1,2,3-Trichloropropane - SPLP	ug/L	Tier 1									<0.99 U	<0.99 U										<5 U		<5 U	
	1,2,4-Trichlorobenzene	ug/Kg	Tier 1					<27 U	220 J	130 J	<21 U	<19 U	<19 U										<19 U		<19 U	
	1,2,4-Trichlorobenzene - SPLP	ug/L	Tier 1									<0.97 U	<0.97 U										<4.8 U		<4.8 U	
	1,2,4-Trimethylbenzene	ug/Kg	Tier 1					<30 U	**35000**	**15000**	<23 U	34 J	<21 U										<21 U		<20 U	
	1,2,4-Trimethylbenzene - SPLP	ug/L	Tier 1									<0.97 U	<0.97 U										<4.8 U		<4.8 U	
	1,2-Dibromo-3-chloropropane	ug/Kg	Tier 1					<130 U	<410 U	<240 U	<100 U	<90 U	<92 U										<90 U		<89 U	
	1,2-Dibromo-3-chloropropane - SPLP	ug/L	Tier 1									<0.87 U	<0.87 U										<4.4 U		<4.4 U	
	1,2-Dibromoethane	ug/Kg	Tier 1					<22 U	<70 U	<42 U	<17 U	<16 U	<16 U										<16 U		<15 U	
	1,2-Dibromoethane - SPLP	ug/L	Tier 1									<0.56 U	<0.56 U										<2.8 U		<2.8 U	

Prepared by: SVF
Checked by: JSL

2006 Soil Results Summary

Event Date	Parameter	Units	Data Level	Location Name	HA-1-BP	HA-2-BP	HA-3-BP	HA-1	HA-2	HA-2 (dup)	HA-3	KMW-1	KMW-2	KMW-3	KMW-4	KMW-5	KMW-6	KMW-6A	KMW-6A (dup)	KMW-7	KMW-9P	KMW-10	KSB-1	KSB-3	KSB-3	KSB-4
				Field ID				HA-1	HA-2	DUP	HA-3	KMW-1-3-4'	KMW-2-9-9.5'	KMW-3-6-7'	KMW-4P 12'-14'	KMW-5-14'-14_5'	KMW-6-4-9'	KMW-6A-3-4	DUP-10-4	KMW-7 S-1	KMW-9P S-3	KMW-10-0_9-4'	KSB-1-3	KSB-3-1	KSB-3-3,4'-6'	KSB-4-1
				Depth (ft)								3-4'	9-9.5	6-7'	12-14'	14-14.5	4-9'	3-4	3-4	0-5	9-14	0.9-4'	3	1	4-6	1
	1,2-Dichlorobenzene	ug/kg	Tier 1					<70 U	<220 U	<130 U	<54 U	<49 U	<50 U										<48 U		<48 U	
	1,2-Dichlorobenzene - SPLP	ug/L	Tier 1									<0.83 U	<0.83 U										<4.1 U		<4.1 U	
	1,2-Dichloroethane	ug/kg	Tier 1					<21 U	<65 U	<39 U	<16 U	<14 U	<15 U										<14 U		<14 U	
	1,2-Dichloroethane - SPLP	ug/L	Tier 1									<0.36 U	<0.36 U										<1.8 U		<1.8 U	
	1,2-Dichloropropane	ug/kg	Tier 1					<13 U	<42 U	<25 U	<10 U	<9.3 U	<9.5 U										<9.3 U		<9.2 U	
	1,2-Dichloropropane - SPLP	ug/L	Tier 1									<0.46 U	<0.46 U										<2.3 U		<2.3 U	
	1,3,5-Trimethylbenzene	ug/Kg	Tier 1					<14 U	**27000**	**11000**	<11 U	<10 U	<10 U										<10 U		<9.9 U	
	1,3,5-Trimethylbenzene - SPLP	ug/L	Tier 1									<0.83 U	<0.83 U										<4.1 U		<4.1 U	
	1,3-Dichlorobenzene	ug/kg	Tier 1					<20 U	<62 U	<37 U	<15 U	<14 U	<14 U										<14 U		<14 U	
	1,3-Dichlorobenzene - SPLP	ug/L	Tier 1									<0.87 U	<0.87 U										<4.4 U		<4.4 U	
	1,3-Dichloropropane	ug/Kg	Tier 1					<25 U	<79 U	<47 U	<19 U	<18 U	<18 U										<18 U		<17 U	
	1,3-Dichloropropane - SPLP	ug/L	Tier 1									<0.61 U	<0.61 U										<3 U		<3 U	
	1,4-Dichlorobenzene	ug/kg	Tier 1					<29 U	420	210	<22 U	<20 U	<21 U										<20 U		<20 U	
	1,4-Dichlorobenzene - SPLP	ug/L	Tier 1									<0.95 U	<0.95 U										<4.8 U		<4.8 U	
	2,2-Dichloropropane	ug/Kg	Tier 1					<15 U	<47 U	<28 U	<12 U	<10 U	<11 U										<10 U		<10 U	
	2,2-Dichloropropane - SPLP	ug/L	Tier 1									<0.62 U	<0.62 U										<3.1 U		<3.1 U	
	2-Chlorotoluene	ug/Kg	Tier 1					<21 U	<66 U	<39 U	<16 U	<15 U	<15 U										<15 U		<14 U	
	2-Chlorotoluene - SPLP	ug/L	Tier 1									<0.85 U	<0.85 U										<4.2 U		<4.2 U	
	4-Chlorotoluene	ug/Kg	Tier 1					<27 U	<86 U	<51 U	<21 U	<19 U	<19 U										<19 U		<19 U	
	4-Chlorotoluene - SPLP	ug/L	Tier 1									<0.74 U	<0.74 U										<3.7 U		<3.7 U	
	Benzene	ug/kg	Tier 1					<18 U	<55 U	<33 U	<14 U	<12 U	<12 U										<12 U		<12 U	
	Benzene - SPLP	ug/L	Tier 1									<0.41 U	<0.41 U										<2 U		<2 U	
	Bromobenzene	ug/Kg	Tier 1					<23 U	<72 U	<42 U	<18 U	<16 U	<16 U										<16 U		<16 U	
	Bromobenzene - SPLP	ug/L	Tier 1									<0.82 U	<0.82 U										<4.1 U		<4.1 U	
	Bromochloromethane	ug/Kg	Tier 1					<24 U	<74 U	<44 U	<18 U	<16 U	<17 U										<16 U		<16 U	
	Bromochloromethane - SPLP	ug/L	Tier 1									<0.97 U	<0.97 U										<4.8 U		<4.8 U	
	Bromodichloromethane	ug/kg	Tier 1					<15 U	<46 U	<27 U	<11 U	<10 U	<10 U										<10 U		<10 U	
	Bromodichloromethane - SPLP	ug/L	Tier 1									<0.56 U	<0.56 U										<2.8 U		<2.8 U	
	Bromoform	ug/kg	Tier 1					<41 U	<130 U	<76 U	<31 U	<28 U	<29 U										<28 U		<28 U	
	Bromoform - SPLP	ug/L	Tier 1									<0.94 U	<0.94 U										<4.7 U		<4.7 U	
	Bromomethane	ug/kg	Tier 1					<35 U	<110 U	<66 U	<27 U	<25 U	<25 U										<24 U		<24 U	
	Bromomethane - SPLP	ug/L	Tier 1									<0.91 U	<0.91 U										<4.6 U		<4.6 U	
	Carbon Tetrachloride	ug/kg	Tier 1					<16 U	<50 U	<30 U	<12 U	<11 U	<11 U										<11 U		<11 U	
	Carbon Tetrachloride - SPLP	ug/L	Tier 1									<0.49 U	<0.49 U										<2.5 U		<2.5 U	
	Chlorobenzene	ug/kg	Tier 1					<13 U	<40 U	<24 U	<9.9 U	<9.0 U	<9.1 U										<8.9 U		<8.8 U	
	Chlorobenzene - SPLP	ug/L	Tier 1									<0.41 U	<0.41 U										<2 U		<2 U	
	Chlorodibromomethane	ug/kg	Tier 1					<16 U	<51 U	<30 U	<13 U	<11 U	<12 U										<11 U		<11 U	
	Chlorodibromomethane - SPLP	ug/L	Tier 1									<0.81 U	<0.81 U										<4.1 U		<4.1 U	
	Chloroethane	ug/kg	Tier 1					<35 U	<110 U	<65 U	<27 U	<25 U	<25 U										<24 U		<24 U	
	Chloroethane - SPLP	ug/L	Tier 1									<0.97 U	<0.97 U										<4.8 U		<4.8 U	
	Chloroform	ug/kg	Tier 1					<11 U	<36 U	<21 U	<8.8 U	<8.0 U	<8.1 U										<7.9 U		<7.8 U	
	Chloroform - SPLP	ug/L	Tier 1									<0.37 U	<0.37 U										<1.8 U		<1.8 U	
	Chloromethane	ug/kg	Tier 1					<16 U	<50 U	<30 U	<12 U	<11 U	<11 U										<11 U		<11 U	
	Chloromethane - SPLP	ug/L	Tier 1									<0.24 U	<0.24 U										<1.2 U		<1.2 U	
	cis-1,2-Dichloroethene	ug/Kg	Tier 1					<13 U	<41 U	<24 U	<10 U	<9.1 U	<9.3 U										<9.0 U		<9.0 U	
	cis-1,2-Dichloroethene - SPLP	ug/L	Tier 1									<0.83 U	<0.83 U										<4.1 U		<4.1 U	
	cis-1,3-Dichloropropene	ug/Kg	Tier 1					<15 U	<47 U	<28 U	<12 U	<10 U	<11 U										<10 U		<10 U	
	cis-1,3-Dichloropropene - SPLP	ug/L	Tier 1									<0.19 U	<0.19 U										<0.95 U		<0.95 U	
	Dibromomethane	ug/Kg	Tier 1					<15 U	<48 U	<28 U	<12 U	<11 U	<11 U										<11 U		<10 U	
	Dibromomethane - SPLP	ug/L	Tier 1									<0.60 U	<0.60 U										<3 U		<3 U	
	Dichlorodifluoromethane	ug/kg	Tier 1					<13 U	<41 U	<24 U	<10 U	<9.1 U	<9.3 U										<9.1 U		<9.0 U	
	Dichlorodifluoromethane - SPLP	ug/L	Tier 1									<0.99 U	<0.99 U										<5 U		<5 U	
	Diisopropyl Ether	ug/Kg	Tier 1					<11 U	<34 U	<20 U	<8.3 U	<7.6 U	<7.7 U										<7.5 U		<7.4 U	
	Diisopropyl Ether - SPLP	ug/L	Tier 1									<0.76 U	<0.76 U										<3.8 U		<3.8 U	
	Ethylbenzene	ug/kg	Tier 1					<16 U	280	110 J	<12 U	15 J	<11 U										<11 U		<11 U	
	Ethylbenzene - SPLP	ug/l	Tier 1									<0.54 U	<0.54 U										<2.7 U		<2.7 U	
	Fluorotrichloromethane	ug/Kg	Tier 1					<13 U	<40 U	<24 U	<9.8 U	<8.9 U	<9.0 U										<8.8 U		<8.7 U	
	Fluorotrichloromethane - SPLP	ug/L	Tier 1									<0.79 U	<0.79 U										<4 U		<4 U	
	Hexachlorobutadiene	ug/Kg	Tier 1					<42 U	<130 U	<77 U	<32 U	<29 U	<29 U										<29 U		<28 U	
	Hexachlorobutadiene - SPLP	ug/L	Tier 1									<0.67 U	<0.67 U										<3.4 U		<3.4 U	
	Isopropylbenzene	ug/Kg	Tier 1					<8.6 U	950	370	<6.6 U	40 J	<6.1 U										<5.9 U		<5.9 U	
	Isopropylbenzene - SPLP	ug/L	Tier 1									<0.59 U	<0.59 U										<3 U		<3 U	
	Methyl T-Butyl ether	ug/kg	Tier 1					<14 U	<45 U	<27 U	<11 U	<10 U	<10 U										<9.9 U		<9.8 U	
	Methyl T-Butyl ether - SPLP	ug/L	Tier 1									<0.61 U	<0.61 U										<3 U		<3 U	
	Methylene Chloride	ug/kg	Tier 1					<13 U	<40 U	<24 U	<9.9 U	<9.0 U	<9.1 U										<8.9 U		<8.8 U	
	Methylene Chloride - SPLP	ug/L	Tier 1									0.80 J	0.93 J										55		57	
	n-Butylbenzene	ug/Kg	Tier 1					<64 U	<200 U	<120 U	<49 U	<44 U	<45 U										<44 U		<44 U	
	n-Butylbenzene - SPLP	ug/L	Tier 1									<0.93 U	<0.93 U										<4.7 U		<4.7 U	
	n-Propylbenzene	ug/Kg	Tier 1					<16 U	**2500**	1000	<12 U	67	<11 U										<11 U		<11 U	
	n-Propylbenzene - SPLP	ug/L	Tier 1									<0.81 U	<0.81 U										<4.1 U		<4.1 U	
	p-Isopropyltoluene	ug/Kg	Tier 1					<31 U	8400	3500	<24 U	430	<22 U										<22 U		<21 U	
	p-Isopropyltoluene - SPLP	ug/L	Tier 1									<0.67 U	<0.67 U										<3.4 U		<3.4 U	
	s-Butylbenzene	ug/Kg	Tier 1					<13 U	**2300**	880	<9.7 U	600	<8.9 U										<8.7 U		<8.6 U	
	s-Butylbenzene - SPLP	ug/L	Tier 1									<0.89 U	<0.89 U										<4.4 U		<4.4 U	
	Styrene	ug/Kg	Tier 1					<19 U	<59 U	<35 U	<15 U	<13 U	<13 U										<13 U		<13 U	
	Styrene - SPLP	ug/L	Tier 1									<0.86 U	<0.86 U										<4.3 U		<4.3 U	
	t-Butylbenzene	ug/Kg	Tier 1					<19 U	1400	600	<15 U	20 J	<14 U										<13 U		<13 U	
	t-Butylbenzene - SPLP	ug/L	Tier 1									<0.97 U	<0.97 U										<4.8 U		<4.8 U	
	Tetrachloroethene	ug/kg	Tier 1					<17 U	<53 U	<32 U	<13 U	<12 U	<12 U										<12 U		<12 U	
	Tetrachloroethene - SPLP	ug/L	Tier 1									<0.45 U	<0.45 U										<2.2 U		<2.2 U	
	Toluene	ug/kg	Tier 1					<12 U	90 J	<22 U	<9.3 U	<8.4 U	<8.6 U										<8.4 U		<8.3 U	

Prepared by: SVF
Checked by: JSL

2006 Soil Results Summary

Event Date	Parameter	Units	Data Level	Location Name	HA-1-BP	HA-2-BP	HA-3-BP	HA-1	HA-2	HA-2 (dup)	HA-3	KMW-1	KMW-2	KMW-3	KMW-4	KMW-5	KMW-6	KMW-6A	KMW-6A (dup)	KMW-7	KMW-9P	KMW-10	KSB-1	KSB-3	KSB-3	KSB-4
				Field ID				HA-1	HA-2	DUP	HA-3	KMW-1-3-4'	KMW-2-9-9.5'	KMW-3-6-7'	KMW-4P 12'-14'	KMW-5-14'-14_5'	KMW-6-4-9'	KMW-6A-3-4	DUP-10-4	KMW-7 S-1	KMW-9P S-3	KMW-10-0_9-4'	KSB-1-3	KSB-3-1	KSB-3-3,4'-6'	KSB-4-1
				Depth (ft)								3-4'	9-9.5	6-7'	12-14'	14-14.5	4-9'	3-4	3-4	0-5	9-14	0.9-4'	3	1	4-6	1
	Toluene - SPLP	ug/L	Tier 1									<0.67 U	<0.67 U										<3.4 U		<3.4 U	
	trans-1,2-Dichloroethene	ug/kg	Tier 1					<29 U	<92 U	<55 U	<23 U	<21 U	<21 U										<20 U		<20 U	
	trans-1,2-Dichloroethene - SPLP	ug/L	Tier 1									<0.89 U	<0.89 U										<4.4 U		<4.4 U	
	trans-1,3-Dichloropropene	ug/Kg	Tier 1					<17 U	<52 U	<31 U	<13 U	<12 U	<12 U										<11 U		<11 U	
	trans-1,3-Dichloropropene - SPLP	ug/L	Tier 1									<0.19 U	<0.19 U										<0.95 U		<0.95 U	
	Trichloroethene	ug/kg	Tier 1					<15 U	<48 U	<28 U	<12 U	<11 U	<11 U										<11 U		<10 U	
	Trichloroethene - SPLP	ug/L	Tier 1									<0.48 U	<0.48 U										<2.4 U		<2.4 U	
	Vinyl Chloride	ug/kg	Tier 1					<16 U	<49 U	<29 U	<12 U	<11 U	<11 U										<11 U		<11 U	
	Vinyl Chloride - SPLP	ug/L	Tier 1									<0.18 U	<0.18 U										<0.9 U		<0.9 U	
	Xylene, m + p	ug/Kg	Tier 1					<23 U	3700	1500	<18 U	22 J	<17 U										<16 U		<16 U	
	Xylene, o	ug/Kg	Tier 1					<11 U	3800	1600	<8.3 U	<7.5 U	<7.6 U										<7.5 U		<7.4 U	
	Xylenes, m + p - SPLP	ug/L	Tier 1									<1.8 U	<1.8 U										<9 U		<9 U	
	xylenes, o - SPLP	ug/L	Tier 1									<0.83 U	<0.83 U										<4.1 U		<4.1 U	
	VOC-PAH																									
	1-Methyl-naphthalene - SPLP	ug/L	Tier 1						12		0.87		<0.054 U													
	2-Methyl naphthalene - SPLP	ug/L	Tier 1						8		0.88		0.060 J													
	Acenaphthene	ug/kg	Tier 1					<4.7 U	<3.7 U	340 J	360 J	99	<3.3 U					<210 U	<340 U				6.8 J			
	Acenaphthene - SPLP	ug/L	Tier 1						0.22 J		0.13 J		0.051 J					<0.043 U								
	Acenaphthylene	ug/kg	Tier 1					<4.5 U	<3.5 U	120 J	330 J	96	<3.2 U					<210 U	<330 U				<3.1 U			
	Acenaphthylene - SPLP	ug/L	Tier 1						0.099 J		0.044 J		<0.043 U					<0.043 U								
	Anthracene	ug/kg	Tier 1					<5.6 U	<4.4 U	140 J	210 J	19 J	4.2 J					<260 U	<400 U				4.1 J			
	Anthracene - SPLP	ug/L	Tier 1						<0.061 U		<0.061 U		<0.061 U					<0.061 U								
	Benzo (a) anthracene	ug/kg	Tier 1					<8.3 U	<6.5 U	220 J	250 J	22 J	<5.9 U					<380 U	<600 U				<5.8 U			
	Benzo (a) anthracene - SPLP	ug/L	Tier 1						<0.083 U		<0.083 U		<0.083 U					<0.083 U								
	Benzo (a) pyrene	ug/kg	Tier 1					6.0 J	<3.5 U	160 J	370 J	21 J	<3.2 U					<210 U	<330 U				4.0 J			
	Benzo (a) pyrene - SPLP	ug/L	Tier 1						<0.097 U		<0.097 U		<0.097 U					<0.097 U								
	Benzo (b) Fluoranthene	ug/kg	Tier 1					5.4 J	<3.5 U	180 J	270 J	16 J	<3.1 U					<200 U	<320 U				3.1 J			
	Benzo (b) Fluoranthene - SPLP	ug/L	Tier 1						<0.083 U		<0.083 U		<0.083 U					<0.083 U								
	Benzo (g,h,i) perylene	ug/kg	Tier 1					<5.6 U	<4.4 U	84 J	110 J	12 J	<4.0 U					<260 U	<400 U				<3.9 U			
	Benzo (g,h,i) perylene - SPLP	ug/L	Tier 1						<0.10 U		<0.10 U		<0.10 U					<0.10 U								
	Benzo (k) Fluoranthene	ug/kg	Tier 1					<4.8 U	<3.8 U	160 J	180 J	18 J	<3.4 U					<220 U	<350 U				<3.3 U			
	Benzo (k) Fluoranthene - SPLP	ug/l	Tier 1						<0.10 U		<0.10 U		<0.10 U					<0.10 U								
	Chrysene	ug/kg	Tier 1					<6.9 U	<5.4 U	290 J	460 J	22 J	6.3 J					<310 U	<500 U				5.9 J			
	Chrysene - SPLP	ug/L	Tier 1						<0.10 U		<0.10 U		<0.10 U					<0.10 U								
	Dibenzo (a,h) anthracene	ug/kg	Tier 1					<4.3 U	<3.4 U	<64 U	<67 U	4.5 J	<3.1 U					<200 U	<310 U				<3.0 U			
	Dibenzo (a,h) anthracene - SPLP	ug/l	Tier 1						<0.10 U		<0.10 U		<0.10 U					<0.10 U								
	Fluoranthene	ug/kg	Tier 1					7.8 J	<3.6 U	450 J	560 J	37	13 J					<210 U	<330 U				3.7 J			
	Fluoranthene - SPLP	ug/L	Tier 1						<0.082 U		<0.082 U		<0.082 U					<0.082 U								
	Fluorene	ug/kg	Tier 1					<5.4 U	<4.2 U	810	970	220	<3.8 U					<250 U	<390 U				13 J			
	Fluorene - SPLP	ug/L	Tier 1						0.47		0.16 J		<0.048 U					<0.048 U								
	Indeno (1,2,3 - cd) pyrene	ug/kg	Tier 1					<4.0 U	<3.1 U	<59 U	97 J	11 J	<2.8 U					<180 U	<290 U				<2.7 U			
	Indeno (1,2,3 - cd) pyrene - SPLP	ug/l	Tier 1						<0.10 U		<0.10 U		<0.10 U					<0.10 U								
	Naphthalene	ug/kg	Tier 1					<24 U	5200	2300	<18 U	<16 U	<17 U						4700				22 J		<16 U	
	Naphthalene - SVOC	ug/kg	Tier 1					<6.3 U	<4.9 U	2200	2400	74	<4.5 U					2600					18 J			
	Phenanthrene	ug/kg	Tier 1					<4.6 U	<3.6 U	1100	1300	110	9.4 J					220 J	1400 J				26 J			
	Phenanthrene - SPLP	ug/L	Tier 1						0.35		0.29		<0.060 U					<0.060 U								
	Pyrene	ug/kg	Tier 1					6.8 J	<3.0 U	570 J	1100	49	12 J					<180 U	<280 U				9.8 J			
	Pyrene - SPLP	ug/L	Tier 1						<0.077 U		<0.077 U		<0.077 U					<0.077 U								

Prepared by: SVF
Checked by: JSL

2006 Soil Results Summary

Event Date	Parameter	Units	Data Level	Location Name	KSB-4	KSB-5	KSB-6	KSB-7	KSB-8	KSB-9	KSB-10	KSB-11	KSB-12	KSB-13	KSB-14	KSB-15	KSB-16	KSB-18	KSB-18 (dup)	KSB-19	KSB-19 (dup)	KSB-19	MW-601	MW-603
				Field ID	KSB-4-4	KSB-5-5_7-8_5'	KSB-6-0-1_6'	KSB-7-4-5'	KSB-8-0-2	KSB-9-3	KSB-10-3	KSB-11-1	KSB-12-6-9'	KSB-13-S-2	KSB-14-11_5-12'	KSB-15-3_5-4'	KSB-16-0-4	KSB-18-0-4	DUP-10-2	KSB-19-2-4	DUP-10-4A	KSB-19-5'-7'	MW-601-8-9	MW-603-14-16
				Depth (ft)	4	5.7-8.5	0-1.6	4-5	0-2	3	3'	1	6-9	4-9	11.5-12	3.5-4	0-4	0-4	0-4	2-4	2-4	5-7	8-9	14-16
9/12/2006	**Metal**																							
	Aluminum	mg/kg	Tier 1			**5960**	**5570**	**16000**	**2000**	**1910**	**2250**	**4580**	**5170**	**3270**	**17900**	**10800**	**8000**	**2000**	**1100**	**8400**	**9500**		**9000**	**2000**
	Antimony	mg/kg	Tier 1			**13.7**	**36.8**	0.34	**37**	**54.7**	**65.3**	**79.1**	0.33	**27.8**	0.044 J	0.18	**180**	2.6	2	0.31	0.36		0.36	0.13
	Arsenic	mg/kg	Tier 1			1.1	<0.28 U	**23.7**	**39**	<0.28 U	**13.3**	<0.3 U	**9.2**	**150**	2.7	2.8	**420**	**15**	**15**	**5.1**	**5**		**11**	**5.3**
	Arsenic - SPLP	ug/L	Tier 1					<7.6 U								<7.6 U	<7.6 U					<7.6 U		
	Arsenic - TCLP	mg/L	Tier 1			<0.038 U	<0.038 U	<0.038 U	<0.038 U	<0.038 U	<0.038 U	<0.038 U	<0.038 U	<0.038 U	<0.038 U	<0.038 U	<0.038 U	<0.038 U	<0.038 U	<0.038 U	<0.038 U		<0.038 U	<0.038 U
	Barium	mg/kg	Tier 1			57.9	14.2	92.3	9.3	<0.25 U	<0.24 U	18.3	18.5	9.8	124	30.3	3.9	3.8	2.3	35	49		38	2.3
	Barium - SPLP	ug/L	Tier 1					650								530	380	270	370			700		
	Barium - TCLP	mg/L	Tier 1			0.81 B	0.77 B	0.92 B	0.46 B	0.54 B	0.40 B	0.66 B	0.61 B	0.38 B	1.1	0.57 B	0.45 B	0.40 B	0.37 B	0.74 B	0.86 B		0.76 B	0.51 B
	Beryllium	mg/kg	Tier 1			0.6	0.57	0.7	0.057 B	0.55	0.22 J	1.4	0.36	0.22	0.097 J	0.28	0.21	0.2	0.15	0.25	0.24		0.28	0.67
	Boron	mg/kg	Tier 1			<3.2 U	<3.7 U	**13.1**	<3.5 U	<3.7 U	<3.6 U	<4 U	4.3	5.3	3.8	2.6	<3.9 U	<3.7 U	<3.6 U	<3.7 U	<3.7 U		<3.6 U	3.5
	Cadmium	mg/kg	Tier 1			0.19	0.21	0.63	0.21	0.39	1.4	0.65	<0.053 U	0.74	<0.043 U	<0.05 U	2.3	0.012 B	<0.010 U	0.023 B	0.018 B		0.043 B	<0.059 U
	Cadmium - SPLP	ug/L	Tier 1					1.1 B								<0.74 U	55	<0.74 U	<0.74 U			<0.74 U		
	Cadmium - TCLP	mg/L	Tier 1			<0.0037 U	0.0045 B	<0.0037 U	<0.0037 U	<0.0037 U	<0.0037 U	0.0056 B	<0.0037 U	<0.0037 U	<0.0037 U	<0.0037 U	0.092 B	<0.0037 U	<0.0037 U	<0.0037 U	<0.0037 U		<0.0037 U	<0.0037 U
	Chromium	mg/kg	Tier 1			15.6	**43**	**47.6**	**69**	**42.9**	15.1	**62.4**	25.4	**148**	**30.9**	**37.6**	**510**	22	17	21	16		19	8.4
	Chromium - SPLP	ug/L	Tier 1					13								1.9 B	<1.3 U	1.3 B	<1.3 U			<1.3 U		
	Chromium - TCLP	mg/L	Tier 1			<0.0066 U	<0.0066 U	0.033 B	0.014 B	0.022 B	<0.0066 U	0.0082 B	0.012 B	<0.0066 U	0.0082 B	0.019 B	0.051 B	<0.0066 U	<0.0066 U	0.012 B	<0.0066 U		<0.0066 U	<0.0066 U
	Cobalt	mg/kg	Tier 1			10.4 OQS	**8.2**	**28.5**	**11**	**8.7**	**4.5**	**8.6**	**6.5**	**103**	**19.8**	**12.6**	**260**	**4.1**	**2.5**	**5.7**	**7.2**		**7.3**	**4.5**
	Copper	mg/kg	Tier 1			24.5	13.3	46.5	130	35.9	7.6	30.6	20.6	297	21.4	32.1	1000	47	31	15	20		26	10.2
	Iron	mg/kg	Tier 1			**20100**	**61200**	**60300**	**33000**	**77600**	**104000**	**123000**	**59100**	**102000**	**31800**	**34600**	**200000**	**24000**	**22000**	**15000**	**18000**		**20000**	**36600**
	Lead	mg/kg	Tier 1			9.2	14.6	9.4	110	12.2	10.7	51.2	8.6	282	3.9	5.4	330	14	7.8	3.2	3.2		5.2	1.2
	Lead - SPLP	ug/L	Tier 1					<3.4 U								<3.4 U	69	3.9 B	7.5 B			21		
	Lead - TCLP	mg/L	Tier 1			<0.017 U	0.033 B	<0.017 U	<0.017 U	0.020 B	<0.017 U	0.023 B	<0.017 U	<0.017 U	<0.017 U	0.064 B	3.9	<0.017 U	<0.017 U	0.019 B	<0.017 U		<0.017 U	<0.017 U
	Lithium	mg/kg	Tier 1			**5.8**	**4.8**	**18.4**	**4.6**	0.97	1.4	**6**	**7.2**	**3.9**	**29.4**	**15.6**	**6.6**	3.1	**4.2**	**7.9**	**7.5**		**9.6**	**3.5**
	Magnesium	mg/kg	Tier 1			2060	1880	7590	2500	632	1060	3650	2620	4270	**12700**	7600	**10000**	1200	580	3500	4200		4600	890
	Manganese	mg/kg	Tier 1			**7830**	**283**	**637**	**63**	**331**	**204**	**2570**	**323**	**99.4**	**321**	**265**	**120**	**97**	**69**	**180**	**200**		**270**	**98.2**
	Mercury	mg/kg	Tier 1			0.082	0.014 J	0.1	0.066	<0.011 U	<0.011 U	<0.011 U	<0.01 U	0.053	<0.0087 U	<0.0086 U	0.09	0.0092 B	0.014	0.053	0.055		0.014	<0.011 U
	Mercury - SPLP	ug/L	Tier 1					<0.072 U								<0.072 U	<0.072 U	<0.072 U	<0.072 U			<0.072 U		
	Mercury - TCLP	mg/L	Tier 1			<0.029 U	<0.029 U	<0.029 U	<0.000072 U	<0.029 U	<0.029 U	<0.029 U	<0.029 U	<0.029 U	<0.029 U	<0.029 U	<0.000072 U	<0.000072 U	<0.000072 U	<0.000072 U	<0.000072 U		<0.000072 U	<0.029 U
	Molybdenum	mg/kg	Tier 1			<0.32 U	<0.37 U	**9.6**	**55**	<0.37 U	<0.36 U	<0.4 U	1.3	**111**	0.63	**2.2**	**220**	**5.4**	**2.8**	0.50 B	0.41 B		1.4	0.75
	Nickel	mg/kg	Tier 1			22	13.8	**104**	66	31.4	11.8	53.8	17.7	**223**	54.9	49.7	**740**	11	6.7	14	14		20	11.3
	Potassium	mg/kg	Tier 1																					
	Selenium	mg/kg	Tier 1			3.2	<0.37 U	0.35 J	0.95	<0.37 U	<0.36 U	<0.4 U	<0.27 U	3	<0.22 U	<0.25 U	**6.2**	0.31	0.3	0.18	0.19		0.23	<0.3 U
	Selenium - SPLP	ug/L	Tier 1					<8.3 U								<8.3 U	<8.3 U	<8.3 U	<8.3 U			<8.3 U		
	Selenium - TCLP	mg/L	Tier 1			<0.042 U	<0.042 U	<0.042 U	<0.042 U	<0.042 U	<0.042 U	<0.042 U	<0.042 U	<0.042 U	<0.042 U	<0.042 U	<0.042 U	<0.042 U	<0.042 U	<0.042 U	<0.042 U		<0.042 U	<0.042 U
	Silver	mg/kg	Tier 1			1.4	<0.25 U	0.23	**9.3**	0.5	0.3 J	1.1	0.98	**17**	0.71	0.25	**36**	0.68	0.47	0.041 B	0.063		0.045 B	0.23 J
	Silver - SPLP	ug/L	Tier 1					<2.6 U								<2.6 U	<2.6 U	<2.6 U	<2.6 U			<2.6 U		
	Silver - TCLP	mg/L	Tier 1			<0.013 U	<0.013 U	<0.013 U	<0.013 U	<0.013 U	<0.013 U	<0.013 U	<0.013 U	<0.013 U	<0.013 U	<0.013 U	<0.013 U	<0.013 U	<0.013 U	<0.013 U	<0.013 U		<0.013 U	<0.013 U
	Thallium	mg/kg	Tier 1			**3.3**	<0.49 U	0.3	0.027 B	<0.5 U	<0.48 U	<0.54 U	<0.053 U	0.046 J	0.23	<0.05 U	0.069 B	<0.0067 U	<0.0066 U	0.049 B	0.068 B		0.096 B	<0.059 U
	Vanadium	mg/kg	Tier 1			29.5	26.5	67	8.5	13.9	29.8	24.7	21.6	9.1	64.8	35.6	5.1	9.1	5.9	36	43		33	9.5
	Zinc	mg/kg	Tier 1			29.7	30.2	153	52	52.3	12.2	109	20.7	49.2	40.5	58.2	170	13	8.7	19	23		35	6.1
	PCBs																							
	Aroclor-1016	ug/kg	Tier 1																					
	Aroclor-1221	ug/kg	Tier 1																					
	Aroclor-1232	ug/kg	Tier 1																					
	Aroclor-1242	ug/kg	Tier 1																					
	Aroclor-1248	ug/kg	Tier 1																					
	Aroclor-1254	ug/kg	Tier 1																					
	Aroclor-1260	ug/kg	Tier 1																					
	Total PCBs	ug/Kg	Tier 1																					
	Physical Property																							
	Cyanide, total	mg/kg	Tier 1			<0.21 U	<0.16 U	<0.20 U	2.9	<0.16 U	<0.15 U	0.44	<0.29 U	<0.21 U	<0.22 U	0.27 B	**37**	**14**	**12**	<0.26 U	<0.20 U		<0.23 U	<0.25 U
	Percent Moisture	%	Tier 1			16.8		10.9		6.1	7.8	7.1	7.2	13.9	9.5	0.72								21.4
	Percent Solids	%	Tier 1		80.5	84.7	90	89.5	91.5	94.2	92.6	89.3	91.9	86.6	89	99	83.7	88.3	89.7	87.6	87.9	91.8	90.2	76
	VOC																							
	1,1,1,2-Tetrachloroethane	ug/Kg	Tier 1		<35 U	<17 U	<16 U	<16 U							<16 U	<14 U						<15 U	<16 U	
	1,1,1,2-Tetrachloroethane - SPLP	ug/L	Tier 1		<4.6 U		<0.92 U	<0.92 U								<4.6 U								
	1,1,1-Trichloroethane	ug/kg	Tier 1		<23 U	<11 U	<10 U	<10 U							<11 U	<9.5 U						<10 U	<10 U	
	1,1,1-Trichloroethane - SPLP	ug/L	Tier 1		<4.5 U		<0.90 U	<0.90 U								<4.5 U								
	1,1,2,2-Tetrachloroethane	ug/kg	Tier 1		<31 U	<15 U	<14 U	<14 U							<14 U	<13 U						<14 U	<14 U	
	1,1,2,2-Tetrachloroethane - SPLP	ug/L	Tier 1		<1 U		<0.20 U	<0.20 U								<1 U								
	1,1,2-Trichloroethane	ug/kg	Tier 1		<50 U	<24 U	<22 U	<22 U							<23 U	<20 U						<22 U	<22 U	
	1,1,2-Trichloroethane - SPLP	ug/L	Tier 1		<2.1 U		<0.42 U	<0.42 U								<2.1 U								
	1,1-Dichloroethane	ug/kg	Tier 1		<16 U	<7.8 U	<7.3 U	<7.3 U							<7.4 U	<6.6 U						<7.2 U	<7.2 U	
	1,1-Dichloroethane - SPLP	ug/L	Tier 1		<3.8 U		<0.75 U	<0.75 U								<3.8 U								
	1,1-Dichloroethene	ug/kg	Tier 1		<38 U	<18 U	<17 U	<17 U							<17 U	<16 U						<17 U	<17 U	
	1,1-Dichloroethene - SPLP	ug/L	Tier 1		<2.8 U		<0.57 U	<0.57 U								<2.8 U								
	1,1-Dichloropropene	ug/Kg	Tier 1		<59 U	<28 U	<26 U	<26 U							<26 U	<24 U						<26 U	<26 U	
	1,1-Dichloropropene - SPLP	ug/L	Tier 1		<3.8 U		<0.75 U	<0.75 U								<3.8 U								
	1,2,3-Trichlorobenzene	ug/Kg	Tier 1		<42 U	<20 U	<19 U	<19 U							<19 U	<17 U						<19 U	<19 U	
	1,2,3-Trichlorobenzene - SPLP	ug/L	Tier 1		<3.7 U		<0.74 U	<0.74 U								<3.7 U								
	1,2,3-Trichloropropane	ug/Kg	Tier 1		<42 U	<20 U	<19 U	<19 U							<19 U	<17 U						<18 U	<18 U	
	1,2,3-Trichloropropane - SPLP	ug/L	Tier 1		<5 U		<0.99 U	<0.99 U								<5 U								
	1,2,4-Trichlorobenzene	ug/Kg	Tier 1		<43 U	<20 U	<19 U	<19 U							<19 U	<17 U						<19 U	<19 U	
	1,2,4-Trichlorobenzene - SPLP	ug/L	Tier 1		<4.8 U		<0.97 U	<0.97 U								<4.8 U								
	1,2,4-Trimethylbenzene	ug/Kg	Tier 1		**5600**	<22 U	<21 U	<21 U							<21 U	730						<21 U	<21 U	
	1,2,4-Trimethylbenzene - SPLP	ug/L	Tier 1		120		<0.97 U	<0.97 U								<4.8 U								
	1,2-Dibromo-3-chloropropane	ug/Kg	Tier 1		<200 U	<97 U	<91 U	<92 U							<92 U	<83 U						<90 U	<90 U	
	1,2-Dibromo-3-chloropropane - SPLP	ug/L	Tier 1		<4.4 U		<0.87 U	<0.87 U								<4.4 U								
	1,2-Dibromoethane	ug/Kg	Tier 1		<35 U	<17 U	<16 U	<16 U							<16 U	<14 U						<16 U	<16 U	
	1,2-Dibromoethane - SPLP	ug/L	Tier 1		<2.8 U		<0.56 U	<0.56 U								<2.8 U								

2006 Soil Results Summary

Event Date	Parameter	Units	Data Level	Location Name	KSB-4	KSB-5	KSB-6	KSB-7	KSB-8	KSB-9	KSB-10	KSB-11	KSB-12	KSB-13	KSB-14	KSB-15	KSB-16	KSB-18	KSB-18 (dup)	KSB-19	KSB-19 (dup)	KSB-19	MW-601	MW-603
				Field ID	KSB-4-4	KSB-5-5_7-8_5'	KSB-6-0-1_6'	KSB-7-4-5'	KSB-8-0-2	KSB-9-3	KSB-10-3	KSB-11-1	KSB-12-6-9'	KSB-13-S-2	KSB-14-11_5-12'	KSB-15-3_5-4'	KSB-16-0-4	KSB-18-0-4	DUP-10-2	KSB-19-2-4	DUP-10-4A	KSB-19-5'-7'	MW-601-8-9	MW-603-14-16
				Depth (ft)	4	5.7-8.5	0-1.6	4-5	0-2	3	3'	1	6-9	4-9	11.5-12	3.5-4	0-4	0-4	0-4	2-4	2-4	5-7	8-9	14-16
	1,2-Dichlorobenzene	ug/kg	Tier 1		<110 U	<52 U	<49 U	<50 U							<50 U	<45 U						<48 U	<49 U	
	1,2-Dichlorobenzene - SPLP	ug/L	Tier 1		<4.1 U		<0.83 U	<0.83 U								<4.1 U								
	1,2-Dichloroethane	ug/kg	Tier 1		<33 U	<16 U	<15 U	<15 U							<15 U	<13 U						<14 U	<14 U	
	1,2-Dichloroethane - SPLP	ug/L	Tier 1		<1.8 U		<0.36 U	<0.36 U								<1.8 U								
	1,2-Dichloropropane	ug/kg	Tier 1		<21 U	<10 U	<9.4 U	<9.5 U							<9.6 U	<8.6 U						<9.3 U	<9.3 U	
	1,2-Dichloropropane - SPLP	ug/L	Tier 1		<2.3 U		<0.46 U	<0.46 U								<2.3 U								
	1,3,5-Trimethylbenzene	ug/Kg	Tier 1		1600	<11 U	<10 U	<10 U							<10 U	210						<10 U	<10 U	
	1,3,5-Trimethylbenzene - SPLP	ug/L	Tier 1		29		<0.83 U	<0.83 U								<4.1 U								
	1,3-Dichlorobenzene	ug/kg	Tier 1		<31 U	<15 U	<14 U	<14 U							<14 U	<13 U						<14 U	<14 U	
	1,3-Dichlorobenzene - SPLP	ug/L	Tier 1		<4.4 U		<0.87 U	<0.87 U								<4.4 U								
	1,3-Dichloropropane	ug/Kg	Tier 1		<40 U	<19 U	<18 U	<18 U							<18 U	<16 U						<18 U	<18 U	
	1,3-Dichloropropane - SPLP	ug/L	Tier 1		<3 U		<0.61 U	<0.61 U								<3 U								
	1,4-Dichlorobenzene	ug/kg	Tier 1		<46 U	<22 U	<21 U	<21 U							<21 U	<19 U						<20 U	<20 U	
	1,4-Dichlorobenzene - SPLP	ug/L	Tier 1		<4.8 U		<0.95 U	<0.95 U								<4.8 U								
	2,2-Dichloropropane	ug/Kg	Tier 1		<24 U	<11 U	<11 U	<11 U							<11 U	<9.6 U						<10 U	<10 U	
	2,2-Dichloropropane - SPLP	ug/L	Tier 1		<3.1 U		<0.62 U	<0.62 U								<3.1 U								
	2-Chlorotoluene	ug/Kg	Tier 1		<33 U	<16 U	<15 U	<15 U							<15 U	<13 U						<15 U	<15 U	
	2-Chlorotoluene - SPLP	ug/L	Tier 1		<4.2 U		<0.85 U	<0.85 U								<4.2 U								
	4-Chlorotoluene	ug/Kg	Tier 1		<43 U	<21 U	<19 U	<19 U							<20 U	<18 U						<19 U	<19 U	
	4-Chlorotoluene - SPLP	ug/L	Tier 1		<3.7 U		<0.74 U	<0.74 U								<3.7 U								
	Benzene	ug/kg	Tier 1		<28 U	<13 U	<12 U	<13 U							<13 U	<11 U						<12 U	<12 U	
	Benzene - SPLP	ug/L	Tier 1		<2 U		<0.41 U	<0.41 U								<2 U								
	Bromobenzene	ug/Kg	Tier 1		<36 U	<17 U	<16 U	<16 U							<16 U	<15 U						<16 U	<16 U	
	Bromobenzene - SPLP	ug/L	Tier 1		<4.1 U		<0.82 U	<0.82 U								<4.1 U								
	Bromochloromethane	ug/Kg	Tier 1		<37 U	<18 U	<17 U	<17 U							<17 U	<15 U						<16 U	<16 U	
	Bromochloromethane - SPLP	ug/L	Tier 1		<4.8 U		<0.97 U	<0.97 U								<4.8 U								
	Bromodichloromethane	ug/kg	Tier 1		<23 U	<11 U	<10 U	<10 U							<10 U	<9.4 U						<10 U	<10 U	
	Bromodichloromethane - SPLP	ug/L	Tier 1		<2.8 U		<0.56 U	<0.56 U								<2.8 U								
	Bromoform	ug/kg	Tier 1		<64 U	<31 U	<29 U	<29 U							<29 U	<26 U						<28 U	<28 U	
	Bromoform - SPLP	ug/L	Tier 1		<4.7 U		<0.94 U	<0.94 U								<4.7 U								
	Bromomethane	ug/kg	Tier 1		<56 U	<27 U	<25 U	<25 U							<25 U	<23 U						<24 U	<25 U	
	Bromomethane - SPLP	ug/L	Tier 1		<4.6 U		<0.91 U	<0.91 U								<4.6 U								
	Carbon Tetrachloride	ug/kg	Tier 1		<25 U	<12 U	<11 U	<11 U							<11 U	<10 U						<11 U	<11 U	
	Carbon Tetrachloride - SPLP	ug/L	Tier 1		<2.5 U		<0.49 U	<0.49 U								<2.5 U								
	Chlorobenzene	ug/kg	Tier 1		<20 U	<9.7 U	<9.1 U	<9.1 U							<9.2 U	<8.3 U						<8.9 U	<8.9 U	
	Chlorobenzene - SPLP	ug/L	Tier 1		<2 U		<0.41 U	<0.41 U								<2 U								
	Chlorodibromomethane	ug/kg	Tier 1		<26 U	<12 U	<12 U	<12 U							<12 U	<11 U						<11 U	<11 U	
	Chlorodibromomethane - SPLP	ug/L	Tier 1		<4.1 U		<0.81 U	<0.81 U								<4.1 U								
	Chloroethane	ug/kg	Tier 1		<55 U	<26 U	<25 U	<25 U							<25 U	<23 U						<24 U	<24 U	
	Chloroethane - SPLP	ug/L	Tier 1		<4.8 U		<0.97 U	<0.97 U								<4.8 U								
	Chloroform	ug/kg	Tier 1		<18 U	<8.6 U	<8.0 U	<8.1 U							<8.1 U	<7.3 U						<7.9 U	<7.9 U	
	Chloroform - SPLP	ug/L	Tier 1		<1.8 U		<0.37 U	<0.37 U								<1.8 U								
	Chloromethane	ug/kg	Tier 1		<25 U	<12 U	<11 U	<11 U							<11 U	<10 U						<11 U	<11 U	
	Chloromethane - SPLP	ug/L	Tier 1		<1.2 U		<0.24 U	<0.24 U								<1.2 U								
	cis-1,2-Dichloroethene	ug/Kg	Tier 1		<21 U	<9.8 U	<9.2 U	<9.3 U							<9.3 U	<8.4 U						<9.0 U	<9.1 U	
	cis-1,2-Dichloroethene - SPLP	ug/L	Tier 1		<4.1 U		<0.83 U	<0.83 U								<4.1 U								
	cis-1,3-Dichloropropene	ug/Kg	Tier 1		<24 U	<11 U	<11 U	<11 U							<11 U	<9.6 U						<10 U	<10 U	
	cis-1,3-Dichloropropene - SPLP	ug/L	Tier 1		<0.95 U		<0.19 U	<0.19 U								<0.95 U								
	Dibromomethane	ug/Kg	Tier 1		<24 U	<11 U	<11 U	<11 U							<11 U	<9.8 U						<11 U	<11 U	
	Dibromomethane - SPLP	ug/L	Tier 1		<3 U		<0.60 U	<0.60 U								<3 U								
	Dichlorodifluoromethane	ug/kg	Tier 1		<21 U	<9.8 U	<9.2 U	<9.3 U							<9.3 U	<8.4 U						<9.1 U	<9.1 U	
	Dichlorodifluoromethane - SPLP	ug/L	Tier 1		<5 U		<0.99 U	<0.99 U								<5 U								
	Diisopropyl Ether	ug/Kg	Tier 1		<17 U	<8.1 U	<7.6 U	<7.7 U							<7.7 U	<7.0 U						<7.5 U	<7.5 U	
	Diisopropyl Ether - SPLP	ug/L	Tier 1		<3.8 U		<0.76 U	<0.76 U								<3.8 U								
	Ethylbenzene	ug/kg	Tier 1		510	<12 U	<11 U	<11 U							<11 U	110						<11 U	<11 U	
	Ethylbenzene - SPLP	ug/l	Tier 1		12		<0.54 U	<0.54 U								<2.7 U								
	Fluorotrichloromethane	ug/Kg	Tier 1		<20 U	<9.6 U	<9.0 U	<9.0 U							<9.1 U	<8.2 U						<8.8 U	<8.9 U	
	Fluorotrichloromethane - SPLP	ug/L	Tier 1		<4 U		<0.79 U	<0.79 U								<4 U								
	Hexachlorobutadiene	ug/Kg	Tier 1		<66 U	<31 U	<29 U	<29 U							<30 U	<27 U						<29 U	<29 U	
	Hexachlorobutadiene - SPLP	ug/L	Tier 1		<3.4 U		<0.67 U	<0.67 U								<3.4 U								
	Isopropylbenzene	ug/Kg	Tier 1		310	<6.4 U	<6.1 U	<6.1 U							<6.1 U	57						<6.0 U	<6.0 U	
	Isopropylbenzene - SPLP	ug/L	Tier 1		6		<0.59 U	<0.59 U								<3 U								
	Methyl T-Butyl ether	ug/kg	Tier 1		<23 U	<11 U	<10 U	<10 U							<10 U	<9.2 U						<9.9 U	<10 U	
	Methyl T-Butyl ether - SPLP	ug/L	Tier 1		<3 U		<0.61 U	<0.61 U								<3 U								
	Methylene Chloride	ug/kg	Tier 1		<20 U	<9.7 U	62	29 J							<9.2 U	<8.3 U						<8.9 U	<8.9 U	
	Methylene Chloride - SPLP	ug/L	Tier 1		55		1	0.95 J								9								
	n-Butylbenzene	ug/Kg	Tier 1		<100 U	<48 U	<45 U	<45 U							<45 U	290						<44 U	<44 U	
	n-Butylbenzene - SPLP	ug/L	Tier 1		<4.7 U		<0.93 U	<0.93 U								<4.7 U								
	n-Propylbenzene	ug/Kg	Tier 1		660	<12 U	<11 U	<11 U							<11 U	120						<11 U	<11 U	
	n-Propylbenzene - SPLP	ug/L	Tier 1		12		<0.81 U	<0.81 U								<4.1 U								
	p-Isopropyltoluene	ug/Kg	Tier 1		850	<23 U	<22 U	<22 U							<22 U	130						<22 U	<22 U	
	p-Isopropyltoluene - SPLP	ug/L	Tier 1		9.9		<0.67 U	<0.67 U								<3.4 U								
	s-Butylbenzene	ug/Kg	Tier 1		520	<9.4 U	<8.9 U	<8.9 U							<9.0 U	79						<8.7 U	<8.8 U	
	s-Butylbenzene - SPLP	ug/L	Tier 1		5.5		<0.89 U	<0.89 U								<4.4 U								
	Styrene	ug/Kg	Tier 1		<30 U	<14 U	<13 U	<13 U							<13 U	<12 U						<13 U	<13 U	
	Styrene - SPLP	ug/L	Tier 1		<4.3 U		<0.86 U	<0.86 U								<4.3 U								
	t-Butylbenzene	ug/Kg	Tier 1		<31 U	<14 U	<14 U	<14 U							<14 U	<12 U						<13 U	<13 U	
	t-Butylbenzene - SPLP	ug/L	Tier 1		<4.8 U		<0.97 U	<0.97 U								<4.8 U								
	Tetrachloroethene	ug/kg	Tier 1		<27 U	<13 U	<12 U	<12 U							<12 U	<11 U						<12 U	<12 U	
	Tetrachloroethene - SPLP	ug/L	Tier 1		<2.2 U		<0.45 U	<0.45 U								<2.2 U								
	Toluene	ug/kg	Tier 1		<19 U	<9.1 U	<8.5 U	<8.6 U							<8.6 U	91						<8.4 U	<8.4 U	

Prepared by: SVF
Checked by: JSL

2006 Soil Results Summary

Event Date	Parameter	Units	Data Level	Location Name	KSB-4	KSB-5	KSB-6	KSB-7	KSB-8	KSB-9	KSB-10	KSB-11	KSB-12	KSB-13	KSB-14	KSB-15	KSB-16	KSB-18	KSB-18 (dup)	KSB-19	KSB-19 (dup)	KSB-19	MW-601	MW-603
				Field ID	KSB-4-4	KSB-5-5_7-8_5'	KSB-6-0-1_6'	KSB-7-4-5'	KSB-8-0-2	KSB-9-3	KSB-10-3	KSB-11-1	KSB-12-6-9'	KSB-13-S-2	KSB-14-11_5-12'	KSB-15-3_5-4'	KSB-16-0-4	KSB-18-0-4	DUP-10-2	KSB-19-2-4	DUP-10-4A	KSB-19-5'-7'	MW-601-8-9	MW-603-14-16
				Depth (ft)	4	5.7-8.5	0-1.6	4-5	0-2	3	3'	1	6-9	4-9	11.5-12	3.5-4	0-4	0-4	0-4	2-4	2-4	5-7	8-9	14-16
	Toluene - SPLP	ug/L	Tier 1		<3.4 U		<0.67 U	<0.67 U								<3.4 U								
	trans-1,2-Dichloroethene	ug/kg	Tier 1		<46 U	<22 U	<21 U	<21 U							<21 U	<19 U						<20 U	<20 U	
	trans-1,2-Dichloroethene - SPLP	ug/L	Tier 1		<4.4 U		<0.89 U	<0.89 U								<4.4 U								
	trans-1,3-Dichloropropene	ug/Kg	Tier 1		<26 U	<12 U	<12 U	<12 U							<12 U	<11 U						<11 U	<12 U	
	trans-1,3-Dichloropropene - SPLP	ug/L	Tier 1		<0.95 U		<0.19 U	<0.19 U								<0.95 U								
	Trichloroethene	ug/kg	Tier 1		<24 U	<11 U	<11 U	<11 U							<11 U	<9.8 U						<11 U	<11 U	
	Trichloroethene - SPLP	ug/L	Tier 1		<2.4 U		<0.48 U	<0.48 U								<2.4 U								
	Vinyl Chloride	ug/kg	Tier 1		<25 U	<12 U	<11 U	<11 U							<11 U	<10 U						<11 U	<11 U	
	Vinyl Chloride - SPLP	ug/L	Tier 1		<0.9 U		<0.18 U	<0.18 U								<0.9 U								
	Xylene, m + p	ug/Kg	Tier 1		1700	<18 U	<17 U	<17 U							<17 U	350						<16 U	<16 U	
	Xylene, o	ug/Kg	Tier 1		570	<8.1 U	<7.6 U	<7.7 U							<7.7 U	180						<7.5 U	<7.5 U	
	Xylenes, m + p - SPLP	ug/L	Tier 1		45		<1.8 U	<1.8 U								<9 U								
	xylenes, o - SPLP	ug/L	Tier 1		14		<0.83 U	<0.83 U								<4.1 U								
	VOC-PAH																							
	1-Methyl-naphthalene - SPLP	ug/L	Tier 1													2.1								
	2-Methyl naphthalene - SPLP	ug/L	Tier 1													2.6								
	Acenaphthene	ug/kg	Tier 1			<3.5 U	56	<3.3 U							<3.3 U	57 J						<3.2 U	350 J	
	Acenaphthene - SPLP	ug/L	Tier 1					0.045 J								<0.087 U								
	Acenaphthylene	ug/kg	Tier 1			<3.4 U	40	<3.2 U							<3.2 U	<55 U						<3.1 U	310 J	
	Acenaphthylene - SPLP	ug/L	Tier 1					<0.043 U								<0.086 U								
	Anthracene	ug/kg	Tier 1			<4.2 U	51	<4.0 U							<4.0 U	170 J						<3.9 U	190 J	
	Anthracene - SPLP	ug/L	Tier 1					<0.061 U								<0.12 U								
	Benzo (a) anthracene	ug/kg	Tier 1			20 J	220	<5.9 U							<6.0 U	190 J						<5.8 U	260 J	
	Benzo (a) anthracene - SPLP	ug/L	Tier 1					<0.083 U								<0.17 U								
	Benzo (a) pyrene	ug/kg	Tier 1			18 J	450	<3.2 U							<3.2 U	220 J						<3.1 U	190 J	
	Benzo (a) pyrene - SPLP	ug/L	Tier 1					<0.097 U								<0.19 U								
	Benzo (b) Fluoranthene	ug/kg	Tier 1			16 J	470	<3.1 U							<3.2 U	150 J						<3.1 U	210 J	
	Benzo (b) Fluoranthene - SPLP	ug/L	Tier 1					<0.083 U								<0.17 U								
	Benzo (g,h,i) perylene	ug/kg	Tier 1			11 J	130	<4.0 U							<4.0 U	87 J						<3.9 U	87 J	
	Benzo (g,h,i) perylene - SPLP	ug/L	Tier 1					<0.10 U								<0.20 U								
	Benzo (k) Fluoranthene	ug/kg	Tier 1			14 J	520	<3.4 U							<3.4 U	<59 U						<3.3 U	200 J	
	Benzo (k) Fluoranthene - SPLP	ug/l	Tier 1					<0.10 U								<0.20 U								
	Chrysene	ug/kg	Tier 1			26 J	260	<4.9 U							<4.9 U	450 J						<4.8 U	390 J	
	Chrysene - SPLP	ug/L	Tier 1					<0.10 U								<0.20 U								
	Dibenzo (a,h) anthracene	ug/kg	Tier 1			5.4 J	46	<3.1 U							<3.1 U	56 J						<3.0 U	<60 U	
	Dibenzo (a,h) anthracene - SPLP	ug/l	Tier 1					<0.10 U								<0.20 U								
	Fluoranthene	ug/kg	Tier 1			26 J	270	<3.2 U							<3.2 U	91 J						<3.1 U	570	
	Fluoranthene - SPLP	ug/L	Tier 1					<0.082 U								<0.16 U								
	Fluorene	ug/kg	Tier 1			<4.0 U	26 J	<3.8 U							<3.8 U	260 J						<3.7 U	1000	
	Fluorene - SPLP	ug/L	Tier 1					0.049 J								0.13 J								
	Indeno (1,2,3 - cd) pyrene	ug/kg	Tier 1			9.8 J	130	<2.8 U							<2.8 U	<48 U						<2.7 U	73 J	
	Indeno (1,2,3 - cd) pyrene - SPLP	ug/l	Tier 1					<0.10 U								<0.20 U								
	Naphthalene	ug/kg	Tier 1		8300	<18 U	<17 U	<17 U							<17 U	990						<16 U	<16 U	
	Naphthalene - SVOC	ug/kg	Tier 1			4.8 J	15 J	<4.5 U							<4.5 U	930						<4.4 U	2700	
	Phenanthrene	ug/kg	Tier 1			10 J	50	<3.3 U							<3.3 U	1100						<3.2 U	1400	
	Phenanthrene - SPLP	ug/L	Tier 1					<0.060 U								0.35 J								
	Pyrene	ug/kg	Tier 1			32	620	3.8 J							<2.8 U	540						3.4 J	840	
	Pyrene - SPLP	ug/L	Tier 1					<0.077 U								<0.15 U								

Prepared by: SVF
Checked by: JSL

2006 Soil Results Summary

Event Date	Parameter	Units	Data Level	Location Name	MW-606	P-602	P-604	SB-607	SB-608	SB-609	SB-609	SB-610A	SB-611	SB-612	SB-613	SB-614	SB-615	SB-616	SB-617	SB-618	SB-618 (dup)	SB-619	SB-620	SB-621	SB-622
				Field ID	MW-606-14-16	P-602-14-16	P-604-9-14	SB607S-2,2'-2_9'	SB608S-2,2'-3_1'	SB-609-14-16	SB-609-S-8	SB-610A-S-5A	SB-611-S-3	SB-612-S-3	SB-613-S-4	SB-614-S-4	SB-615-S-6	SB-616-2-4	SB617-4-7'	SB-618-8-9	DUP-10-3	SB-619-3-9	SB-620 S-4	SB-621 S-3	SB-622-S-2
				Depth (ft)	14-16	14-16	9-14	2-2.9	2-3.1	14-16	14-16	12-14	4-6	4-6	6-8	6-8	10-12	2-4	4-7	8-9	8-9	3-9	19-21	14-16	2-9
9/12/2006	**Metal**																								
	Aluminum	mg/kg	Tier 1		**2200**	**2400**	**11000**	**10000**	**9600**		**7890**	**4530**	**4460**	**3190**	**9700**	**6070**	**2620**	**11000**	**1940**	**10000**	**7800**	**1600**	**3280**	**1340**	**4500**
	Antimony	mg/kg	Tier 1		0.099 B	0.11 B	0.38	0.34	0.25 B		**26**	**7.7**	**6.5**	**20.8**	**18.7**	**9.9**	**50.6**	0.3	0.067 J	0.24	0.27	0.32	<0.061 U	<0.049 U	**18.8**
	Arsenic	mg/kg	Tier 1		0.94	0.71	**6.4**	2.3 B	**25**		**8.2**	<0.32 U	0.37 J	<0.25 U	4.2	<0.3 U	<0.3 U	2.7	0.75	**5**	**5.7**	1.7	1.3	0.83	<0.28 U
	Arsenic - SPLP	ug/L	Tier 1																	<7.6 U	<7.6 U				
	Arsenic - TCLP	mg/L	Tier 1		<0.038 U	<0.038 U	<0.038 U	<0.038 U	<0.038 U	<0.038 U	<0.038 U	<0.038 U	<0.038 U	<0.038 U	<0.038 U	<0.038 U	<0.038 U	<0.038 U	<0.038 U	<0.038 U	<0.038 U	<0.038 U	<0.038 U	<0.038 U	<0.038 U
	Barium	mg/kg	Tier 1		1.1	1.3	36	25	42		40.6	13.3	15.2	4.9	35.8	17.2	<0.27 U	8.1	6.6	47	40	1.3	1.4	1.2	4.9
	Barium - SPLP	ug/L	Tier 1																	770	390				
	Barium - TCLP	mg/L	Tier 1		0.48 B	0.48 B	0.58 B	0.41 B	0.49 B	0.67 B		0.65 B	0.62 B	0.54 B	0.80 B	0.59 B	0.54 B	0.49 B	0.49 B	0.98 B	0.99 B	0.49 B	0.47 B	0.29 B	0.54 B
	Beryllium	mg/kg	Tier 1		0.44	0.44	0.37	1.1	0.37 B		0.39	0.37	0.26	0.59	0.46	0.36	0.54	1.5	0.36	0.3	0.29	0.65	0.69	0.66	0.49
	Boron	mg/kg	Tier 1		<4.0 U	<4.4 U	<4.1 U	3.3 B	4.4 B		<3.6 U	<4.3 U	<3.5 U	<3.4 U	<3.7 U	<4 U	<4 U	9.6 B	5.7	<3.6 U	<3.6 U	<3.5 U	4.6	2.9	<3.7 U
	Cadmium	mg/kg	Tier 1		0.021 B	0.023 B	<0.012 U	0.12 B	0.061 B		0.73	0.11	0.16	0.18	0.55	0.22	0.086	<0.0097 U	<0.041 U	0.034 B	0.029 B	0.024 B	<0.061 U	<0.049 U	0.11
	Cadmium - SPLP	ug/L	Tier 1																	<0.74 U	1.7 B				
	Cadmium - TCLP	mg/L	Tier 1		<0.0037 U	<0.0037 U	<0.0037 U	<0.0037 U	<0.0037 U	<0.0037 U		<0.0037 U	<0.0037 U	<0.0037 U	<0.0037 U	<0.0037 U	<0.0037 U	<0.0037 U	<0.0037 U	<0.0037 U	<0.0037 U	<0.0037 U	<0.0037 U	<0.0037 U	<0.0037 U
	Chromium	mg/kg	Tier 1		6.8	5.4	**43**	18	**37**		23	12.2	7.1	10.4	17.4	12.3	**47.2**	17	8.1	24	18	3.5	6.4	3.1	6
	Chromium - SPLP	ug/L	Tier 1																	<1.3 U	<1.3 U				
	Chromium - TCLP	mg/L	Tier 1		<0.0066 U	<0.0066 U	<0.0066 U	<0.0066 U	<0.0066 U	0.017 B		<0.0066 U	0.020 B	0.025 B	<0.0066 U	<0.0066 U	0.040 B	<0.0066 U	0.0095 B	0.011 B	0.012 B	<0.0066 U	<0.0066 U	<0.0066 U	<0.0066 U
	Cobalt	mg/kg	Tier 1		**3.2**	**3**	**9.6**	**9.9**	**5.8**		**9.8**	**3.6**	**3.1**	**3.8**	**6.4**	**5.1**	**8.3**	**18**	**2**	**8.3**	**7**	**1.8**	**3.6**	**1.9**	**4.8**
	Copper	mg/kg	Tier 1		7.5	12	23	42	44		65	5.5	9.7	6.2	17.1	5	21.3	23	15.4	30	33	8	9.3	5.5	18.8
	Iron	mg/kg	Tier 1		**16000**	**12000**	**33000**	**28000**	**32000**		**32000**	**9280**	**7690**	**25000**	**20400**	**10700**	**64300**	**33000**	**12800**	**21000**	**16000**	**14000**	**20700**	**15600**	**21500**
	Lead	mg/kg	Tier 1		1	0.77	4	4.2	9.2		5.3	3.2	3.7	5.1	6.1	4.2	11.4	2.2	2.2	3	2.8	1.9	1.2	1.5	4.6
	Lead - SPLP	ug/L	Tier 1																	260	**5500**				
	Lead - TCLP	mg/L	Tier 1		<0.017 U	<0.017 U	<0.017 U	0.031 B	0.019 B	<0.017 U		<0.017 U	<0.017 U	<0.017 U	<0.017 U	<0.017 U	<0.017 U	<0.017 U	<0.017 U	0.033 B	<0.017 U	0.12 B	<0.017 U	<0.017 U	<0.017 U
	Lithium	mg/kg	Tier 1		**4.8**	**6.3**	**18**	**4.3**	**16**		**4.4**	1.1	2.1	0.81	**5.5**	3.3	3.2	**23**	**5.1**	**7.8**	**8.6**	**4.2**	**6.5**	**4.2**	**16.9**
	Magnesium	mg/kg	Tier 1		1200	1100	5900	6000	5300		5010	1530	1350	1400	3330	1830	1680	7100	864	5200	4200	800	1390	757	2010
	Manganese	mg/kg	Tier 1		**160**	**130**	**170**	**320**	**210**		**403**	**79.5**	**60.1**	**122**	**216**	**125**	**360**	**480**	**33**	**380**	**460**	**77**	**152**	**78.5**	**120**
	Mercury	mg/kg	Tier 1		0.0026 B	0.0029 B	0.0075 B	0.018	0.014		<0.011 U	0.016 J	0.014 J	<0.01 U	0.027	0.014 J	<0.011 U	0.0040 B	<0.011 U	0.015	0.017	0.0035 B	<0.012 U	<0.01 U	<0.01 U
	Mercury - SPLP	ug/L	Tier 1																	<0.072 U	<0.072 U				
	Mercury - TCLP	mg/L	Tier 1		<0.000072 U	<0.000072 U	<0.000072 U	<0.029 U	<0.029 U	<0.000072 U		<0.029 U	<0.029 U	<0.029 U	<0.029 U	<0.029 U	<0.029 U	<0.000072 U	<0.029 U	<0.000072 U	<0.000072 U	<0.000072 U	<0.029 U	<0.029 U	<0.029 U
	Molybdenum	mg/kg	Tier 1		0.87 B	0.76 B	1.2 B	0.96 B	**4.4**		<0.36 U	<0.43 U	<0.35 U	<0.34 U	<0.37 U	<0.4 U	<0.4 U	0.57 B	1.2	0.54 B	0.66 B	1.3	0.55	0.44	<0.37 U
	Nickel	mg/kg	Tier 1		12	9.3	36	19	33		18	11.6	8.4	8.3	18.4	10.4	16.3	27	5.8	18	16	6.2	9.6	4.7	11.2
	Potassium	mg/kg	Tier 1																						
	Selenium	mg/kg	Tier 1		0.29	0.42	<0.086 U	<0.21 U	<0.18 U		<0.36 U	<0.43 U	<0.35 U	<0.34 U	<0.37 U	<0.4 U	<0.4 U	0.2	0.23 J	0.21	0.24	0.17	<0.31 U	<0.24 U	<0.37 U
	Selenium - SPLP	ug/L	Tier 1																	<8.3 U	<8.3 U				
	Selenium - TCLP	mg/L	Tier 1		<0.042 U	<0.042 U	<0.042 U	<0.042 U	<0.042 U	<0.042 U		<0.042 U	<0.042 U	<0.042 U	<0.042 U	<0.042 U	<0.042 U	<0.042 U	<0.042 U	<0.042 U	<0.042 U	<0.042 U	<0.042 U	<0.042 U	<0.042 U
	Silver	mg/kg	Tier 1		0.034 B	0.041 B	0.010 B	0.061 B	0.024 B		<0.24 U	<0.29 U	<0.23 U	<0.23 U	<0.25 U	<0.26 U	<0.27 U	0.037 B	0.17	0.025 B	0.032 B	0.065	0.14 J	0.18 J	<0.25 U
	Silver - SPLP	ug/L	Tier 1																	<2.6 U	<2.6 U				
	Silver - TCLP	mg/L	Tier 1		<0.013 U	<0.013 U	<0.013 U	<0.013 U	<0.013 U	<0.013 U		<0.013 U	<0.013 U	<0.013 U	<0.013 U	<0.013 U	<0.013 U	<0.013 U	<0.013 U	<0.013 U	<0.013 U	<0.013 U	<0.013 U	<0.013 U	<0.013 U
	Thallium	mg/kg	Tier 1		<0.0074 U	<0.0080 U	0.16	0.070 B	0.14 B		<0.48 U	<0.58 U	<0.47 U	<0.45 U	<0.5 U	<0.53 U	<0.53 U	0.047 B	<0.041 U	0.074 B	0.081 B	<0.0063 U	<0.061 U	<0.049 U	<0.49 U
	Vanadium	mg/kg	Tier 1		7.9	5.2	44	58	33		39.5	19.8	16	14.4	30.5	25.4	15.7	20	11.4	39	33	3.1	11.4	5.7	13.1
	Zinc	mg/kg	Tier 1		9.9	12	26	50	29		28.9	11.9	17.1	18.8	17.5	14.3	10.6	24	2.7 J	27	22	4.9	7.9	5.1	12.8
	PCBs																								
	Aroclor-1016	ug/kg	Tier 1																						
	Aroclor-1221	ug/kg	Tier 1																						
	Aroclor-1232	ug/kg	Tier 1																						
	Aroclor-1242	ug/kg	Tier 1																						
	Aroclor-1248	ug/kg	Tier 1																						
	Aroclor-1254	ug/kg	Tier 1																						
	Aroclor-1260	ug/kg	Tier 1																						
	Total PCBs	ug/Kg	Tier 1																						
	Physical Property																								
	Cyanide, total	mg/kg	Tier 1		<0.21 U	<0.25 U	<0.15 U	<0.21 U	<0.27 U		<0.25 U	<0.31 U	<0.30 U	<0.22 U	<0.25 U	<0.28 U	<0.17 U	<0.27 U	<0.22 U	<0.17 U	<0.28 U	<0.20 U	<0.23 U	<0.16 U	<0.23 U
	Percent Moisture	%	Tier 1								7.2	22.5	9.1	2.4	16.6	19.8	9.6		5.7				19	18.9	3.6
	Percent Solids	%	Tier 1		80	73.8	79.2	81.7	94.5		92.1	80.5	88.8	95.6	86.6	78.6	90.2	94.5	93.8	89.3	89.3	93.1	79.2	75	94.5
	VOC																								
	1,1,1,2-Tetrachloroethane	ug/Kg	Tier 1																						
	1,1,1,2-Tetrachloroethane - SPLP	ug/L	Tier 1																						
	1,1,1-Trichloroethane	ug/kg	Tier 1																						
	1,1,1-Trichloroethane - SPLP	ug/L	Tier 1																						
	1,1,2,2-Tetrachloroethane	ug/kg	Tier 1																						
	1,1,2,2-Tetrachloroethane - SPLP	ug/L	Tier 1																						
	1,1,2-Trichloroethane	ug/kg	Tier 1																						
	1,1,2-Trichloroethane - SPLP	ug/L	Tier 1																						
	1,1-Dichloroethane	ug/kg	Tier 1																						
	1,1-Dichloroethane - SPLP	ug/L	Tier 1																						
	1,1-Dichloroethene	ug/kg	Tier 1																						
	1,1-Dichloroethene - SPLP	ug/L	Tier 1																						
	1,1-Dichloropropene	ug/Kg	Tier 1																						
	1,1-Dichloropropene - SPLP	ug/L	Tier 1																						
	1,2,3-Trichlorobenzene	ug/Kg	Tier 1																						
	1,2,3-Trichlorobenzene - SPLP	ug/L	Tier 1																						
	1,2,3-Trichloropropane	ug/Kg	Tier 1																						
	1,2,3-Trichloropropane - SPLP	ug/L	Tier 1																						
	1,2,4-Trichlorobenzene	ug/Kg	Tier 1																						
	1,2,4-Trichlorobenzene - SPLP	ug/L	Tier 1																						
	1,2,4-Trimethylbenzene	ug/Kg	Tier 1																						
	1,2,4-Trimethylbenzene - SPLP	ug/L	Tier 1																						
	1,2-Dibromo-3-chloropropane	ug/Kg	Tier 1																						
	1,2-Dibromo-3-chloropropane - SPLP	ug/L	Tier 1																						
	1,2-Dibromoethane	ug/Kg	Tier 1																						
	1,2-Dibromoethane - SPLP	ug/L	Tier 1																						

Prepared by: SVF
Checked by: JSL

Event Date	Parameter	Units	Data Level	Location Name	MW-606	P-602	P-604	SB-607	SB-608	SB-609	SB-609	SB-610A	SB-611	SB-612	SB-613	SB-614	SB-615	SB-616	SB-617	SB-618	SB-618 (dup)	SB-619	SB-620	SB-621	SB-622
				Field ID	MW-606-14-16	P-602-14-16	P-604-9-14	SB607S-2,2'-2_9'	SB608S-2,2'-3_1'	SB-609-14-16	SB-609-S-8	SB-610A-S-5A	SB-611-S-3	SB-612-S-3	SB-613-S-4	SB-614-S-4	SB-615-S-6	SB-616-2-4	SB617-4-7'	SB-618-8-9	DUP-10-3	SB-619-3-9	SB-620 S-4	SB-621 S-3	SB-622-S-2
				Depth (ft)	14-16	14-16	9-14	2-2.9	2-3.1	14-16	14-16	12-14	4-6	4-6	6-8	6-8	10-12	2-4	4-7	8-9	8-9	3-9	19-21	14-16	2-9
	1,2-Dichlorobenzene	ug/kg	Tier 1																						
	1,2-Dichlorobenzene - SPLP	ug/L	Tier 1																						
	1,2-Dichloroethane	ug/kg	Tier 1																						
	1,2-Dichloroethane - SPLP	ug/L	Tier 1																						
	1,2-Dichloropropane	ug/kg	Tier 1																						
	1,2-Dichloropropane - SPLP	ug/L	Tier 1																						
	1,3,5-Trimethylbenzene	ug/Kg	Tier 1																						
	1,3,5-Trimethylbenzene - SPLP	ug/L	Tier 1																						
	1,3-Dichlorobenzene	ug/kg	Tier 1																						
	1,3-Dichlorobenzene - SPLP	ug/L	Tier 1																						
	1,3-Dichloropropane	ug/Kg	Tier 1																						
	1,3-Dichloropropane - SPLP	ug/L	Tier 1																						
	1,4-Dichlorobenzene	ug/kg	Tier 1																						
	1,4-Dichlorobenzene - SPLP	ug/L	Tier 1																						
	2,2-Dichloropropane	ug/Kg	Tier 1																						
	2,2-Dichloropropane - SPLP	ug/L	Tier 1																						
	2-Chlorotoluene	ug/Kg	Tier 1																						
	2-Chlorotoluene - SPLP	ug/L	Tier 1																						
	4-Chlorotoluene	ug/Kg	Tier 1																						
	4-Chlorotoluene - SPLP	ug/L	Tier 1																						
	Benzene	ug/kg	Tier 1																						
	Benzene - SPLP	ug/L	Tier 1																						
	Bromobenzene	ug/Kg	Tier 1																						
	Bromobenzene - SPLP	ug/L	Tier 1																						
	Bromochloromethane	ug/Kg	Tier 1																						
	Bromochloromethane - SPLP	ug/L	Tier 1																						
	Bromodichloromethane	ug/kg	Tier 1																						
	Bromodichloromethane - SPLP	ug/L	Tier 1																						
	Bromoform	ug/kg	Tier 1																						
	Bromoform - SPLP	ug/L	Tier 1																						
	Bromomethane	ug/kg	Tier 1																						
	Bromomethane - SPLP	ug/L	Tier 1																						
	Carbon Tetrachloride	ug/kg	Tier 1																						
	Carbon Tetrachloride - SPLP	ug/L	Tier 1																						
	Chlorobenzene	ug/kg	Tier 1																						
	Chlorobenzene - SPLP	ug/L	Tier 1																						
	Chlorodibromomethane	ug/kg	Tier 1																						
	Chlorodibromomethane - SPLP	ug/L	Tier 1																						
	Chloroethane	ug/kg	Tier 1																						
	Chloroethane - SPLP	ug/L	Tier 1																						
	Chloroform	ug/kg	Tier 1																						
	Chloroform - SPLP	ug/L	Tier 1																						
	Chloromethane	ug/kg	Tier 1																						
	Chloromethane - SPLP	ug/L	Tier 1																						
	cis-1,2-Dichloroethene	ug/Kg	Tier 1																						
	cis-1,2-Dichloroethene - SPLP	ug/L	Tier 1																						
	cis-1,3-Dichloropropene	ug/Kg	Tier 1																						
	cis-1,3-Dichloropropene - SPLP	ug/L	Tier 1																						
	Dibromomethane	ug/Kg	Tier 1																						
	Dibromomethane - SPLP	ug/L	Tier 1																						
	Dichlorodifluoromethane	ug/kg	Tier 1																						
	Dichlorodifluoromethane - SPLP	ug/L	Tier 1																						
	Diisopropyl Ether	ug/Kg	Tier 1																						
	Diisopropyl Ether - SPLP	ug/L	Tier 1																						
	Ethylbenzene	ug/kg	Tier 1																						
	Ethylbenzene - SPLP	ug/l	Tier 1																						
	Fluorotrichloromethane	ug/Kg	Tier 1																						
	Fluorotrichloromethane - SPLP	ug/L	Tier 1																						
	Hexachlorobutadiene	ug/Kg	Tier 1																						
	Hexachlorobutadiene - SPLP	ug/L	Tier 1																						
	Isopropylbenzene	ug/Kg	Tier 1																						
	Isopropylbenzene - SPLP	ug/L	Tier 1																						
	Methyl T-Butyl ether	ug/kg	Tier 1																						
	Methyl T-Butyl ether - SPLP	ug/L	Tier 1																						
	Methylene Chloride	ug/kg	Tier 1																						
	Methylene Chloride - SPLP	ug/L	Tier 1																						
	n-Butylbenzene	ug/Kg	Tier 1																						
	n-Butylbenzene - SPLP	ug/L	Tier 1																						
	n-Propylbenzene	ug/Kg	Tier 1																						
	n-Propylbenzene - SPLP	ug/L	Tier 1																						
	p-Isopropyltoluene	ug/Kg	Tier 1																						
	p-Isopropyltoluene - SPLP	ug/L	Tier 1																						
	s-Butylbenzene	ug/Kg	Tier 1																						
	s-Butylbenzene - SPLP	ug/L	Tier 1																						
	Styrene	ug/Kg	Tier 1																						
	Styrene - SPLP	ug/L	Tier 1																						
	t-Butylbenzene	ug/Kg	Tier 1																						
	t-Butylbenzene - SPLP	ug/L	Tier 1																						
	Tetrachloroethene	ug/kg	Tier 1																						
	Tetrachloroethene - SPLP	ug/L	Tier 1																						
	Toluene	ug/kg	Tier 1																						

Event Date	Parameter	Units	Data Level	Location Name	MW-606	P-602	P-604	SB-607	SB-608	SB-609	SB-609	SB-610A	SB-611	SB-612	SB-613	SB-614	SB-615	SB-616	SB-617	SB-618	SB-618 (dup)	SB-619	SB-620	SB-621	SB-622
				Field ID	MW-606-14-16	P-602-14-16	P-604-9-14	SB607S-2,2'-2_9'	SB608S-2,2'-3_1'	SB-609-14-16	SB-609-S-8	SB-610A-S-5A	SB-611-S-3	SB-612-S-3	SB-613-S-4	SB-614-S-4	SB-615-S-6	SB-616-2-4	SB617-4-7'	SB-618-8-9	DUP-10-3	SB-619-3-9	SB-620 S-4	SB-621 S-3	SB-622-S-2
				Depth (ft)	14-16	14-16	9-14	2-2.9	2-3.1	14-16	14-16	12-14	4-6	4-6	6-8	6-8	10-12	2-4	4-7	8-9	8-9	3-9	19-21	14-16	2-9
	Toluene - SPLP	ug/L	Tier 1																						
	trans-1,2-Dichloroethene	ug/kg	Tier 1																						
	trans-1,2-Dichloroethene - SPLP	ug/L	Tier 1																						
	trans-1,3-Dichloropropene	ug/Kg	Tier 1																						
	trans-1,3-Dichloropropene - SPLP	ug/L	Tier 1																						
	Trichloroethene	ug/kg	Tier 1																						
	Trichloroethene - SPLP	ug/L	Tier 1																						
	Vinyl Chloride	ug/kg	Tier 1																						
	Vinyl Chloride - SPLP	ug/L	Tier 1																						
	Xylene, m + p	ug/Kg	Tier 1																						
	Xylene, o	ug/Kg	Tier 1																						
	Xylenes, m + p - SPLP	ug/L	Tier 1																						
	xylenes, o - SPLP	ug/L	Tier 1																						
	VOC-PAH																								
	1-Methyl-naphthalene - SPLP	ug/L	Tier 1																						
	2-Methyl naphthalene - SPLP	ug/L	Tier 1																						
	Acenaphthene	ug/kg	Tier 1																						
	Acenaphthene - SPLP	ug/L	Tier 1																						
	Acenaphthylene	ug/kg	Tier 1																						
	Acenaphthylene - SPLP	ug/L	Tier 1																						
	Anthracene	ug/kg	Tier 1																						
	Anthracene - SPLP	ug/L	Tier 1																						
	Benzo (a) anthracene	ug/kg	Tier 1																						
	Benzo (a) anthracene - SPLP	ug/L	Tier 1																						
	Benzo (a) pyrene	ug/kg	Tier 1																						
	Benzo (a) pyrene - SPLP	ug/L	Tier 1																						
	Benzo (b) Fluoranthene	ug/kg	Tier 1																						
	Benzo (b) Fluoranthene - SPLP	ug/L	Tier 1																						
	Benzo (g,h,i) perylene	ug/kg	Tier 1																						
	Benzo (g,h,i) perylene - SPLP	ug/L	Tier 1																						
	Benzo (k) Fluoranthene	ug/kg	Tier 1																						
	Benzo (k) Fluoranthene - SPLP	ug/l	Tier 1																						
	Chrysene	ug/kg	Tier 1																						
	Chrysene - SPLP	ug/L	Tier 1																						
	Dibenzo (a,h) anthracene	ug/kg	Tier 1																						
	Dibenzo (a,h) anthracene - SPLP	ug/l	Tier 1																						
	Fluoranthene	ug/kg	Tier 1																						
	Fluoranthene - SPLP	ug/L	Tier 1																						
	Fluorene	ug/kg	Tier 1																						
	Fluorene - SPLP	ug/L	Tier 1																						
	Indeno (1,2,3 - cd) pyrene	ug/kg	Tier 1																						
	Indeno (1,2,3 - cd) pyrene - SPLP	ug/l	Tier 1																						
	Naphthalene	ug/kg	Tier 1																						
	Naphthalene - SVOC	ug/kg	Tier 1																						
	Phenanthrene	ug/kg	Tier 1																						
	Phenanthrene - SPLP	ug/L	Tier 1																						
	Pyrene	ug/kg	Tier 1																						
	Pyrene - SPLP	ug/L	Tier 1																						

2006 Soil Results Summary

Event Date	Parameter	Units	Data Level	Location Name	SB-622 (dup)	SB-623	SB-624	SB-625	SB-626	SB-627	SB-628	SB-628	SB-629	SB-630	SB-631	SB-632	SB-633	SB-634	SB-635	SB-636	SB-637	SB-637 (dup)	SB-638	SB-639	SB-639
				Field ID	DUP-15	SB-623-S-3	SB-624-0-4	SB-625-1-3	SB-626 S-3	SB627-24-26'	SB628-14-16'	SB628-29-31'	SB-629 14-16'	SB-630 14-16'	SB-631 14-16'	SB-632-14-16'	SB-633-5-7'	SB-634-14-16'_	SB-635 S-3	SB-636-4-6'	SB-637-S-7	DUP-13	SB-638 9'-11'	SB-639 14-16'	SB-639-19-21'
				Depth (ft)	2-9	4-6	0-4	1-3	14-16	24-26	14-16	29-31	14-16	14-16	14-16	14-16	5-7	14-16	14-16	4-6	12-14	12-14	9-11	14-16	19-21
9/12/2006	**Metal**																								
	Aluminum	mg/kg	Tier 1		**4700**	**3000**	**3800**	**5500**	**1710**	**2450**	**5640**	**1800**	**1920**	**3570**	**3530**	**2750**	**2380**	**4140**	**4140**	**2780**	**3920**	**3400**	**3630**	**3050**	**7010**
	Antimony	mg/kg	Tier 1		0.61	**17.1**	0.36	0.11	0.072 J	0.047 J	0.27	0.051 J	0.1 J	0.074 J	0.06 J	0.11 J	**22**	**31.5**	0.12	0.059 J	**46.2**	0.29	0.072 J	<0.06 U	0.45
	Arsenic	mg/kg	Tier 1		3.8	<0.29 U	**8.8**	2.2	**5**	1.1	2.6	0.94	1.3	1.5	0.8	0.92	<0.27 U	<0.3 U	1.5	1	<0.32 U	1.2	0.98	0.72	4
	Arsenic - SPLP	ug/L	Tier 1															<7.6 U							
	Arsenic - TCLP	mg/L	Tier 1		<0.038 U	<0.038 U	<0.038 U	<0.038 U	<0.038 U	<0.038 U	<0.038 U	<0.038 U	<0.038 U	<0.038 U	<0.038 U	<0.038 U	<0.038 U	<0.038 U	<0.038 U	<0.038 U	<0.038 U	<0.038 U	<0.038 U	<0.038 U	<0.038 U
	Barium	mg/kg	Tier 1		11	2.3	12	15	2.6	1.9	13.7	1.3	2	3	3.8	3.6	0.95	5.2	4.6	4.3	3.2	5.8	8.6	3.9	20
	Barium - SPLP	ug/L	Tier 1															440							
	Barium - TCLP	mg/L	Tier 1		0.53 B	0.45 B	0.58 B	0.64 B	0.54 B	0.62 B	0.66 B	0.56 B	0.48 B	0.57 B	0.55 B	0.52 B	0.50 B	0.54 B	0.51 B	0.57 B	0.49 B	0.51 B	0.59 B	0.54 B	0.62 B
	Beryllium	mg/kg	Tier 1		0.46	0.6	0.46	0.44	0.89	0.73	1.3	0.61	0.6	1	0.94	0.65	0.46	0.78	0.92	0.43	0.92	0.54	0.84	0.63	1.9
	Boron	mg/kg	Tier 1		<3.4 U	<3.8 U	<3.7 U	<3.4 U	6.1 J	6.1	4.6	2.8	1.6 J	5.8	6.7	2.5	<3.6 U	<4.1 U	2.8	1.3 J	<4.2 U	4.2 B	<5.7 U	4.6 J	9.7
	Cadmium	mg/kg	Tier 1		<0.0097 U	<0.026 U	<0.011 U	<0.0096 U	<0.053 U	<0.045 U	<0.053 U	<0.05 U	<0.061 U	<0.052 U	<0.06 U	<0.061 U	0.046 J	0.067	<0.059 U	<0.052 U	0.15	0.015 B	<0.057 U	<0.06 U	<0.07 U
	Cadmium - SPLP	ug/L	Tier 1															<0.74 U							
	Cadmium - TCLP	mg/L	Tier 1		<0.0037 U	<0.0037 U	<0.0037 U	<0.0037 U	<0.0037 U	<0.0037 U	<0.0037 U	<0.0037 U	<0.0037 U	<0.0037 U	<0.0037 U	<0.0037 U	<0.0037 U	<0.0037 U	<0.0037 U	0.0098 B	<0.0037 U	<0.0037 U	<0.0037 U	<0.0037 U	<0.0037 U
	Chromium	mg/kg	Tier 1		12	11.4	9.2	11	8.9	5.4	24.6	3.7	9.9	8.3	8.7	10.6	8.2	8.5	15.8	7.9	16.5	7.7	6.8	7.8	**32.4**
	Chromium - SPLP	ug/L	Tier 1															<1.3 U							
	Chromium - TCLP	mg/L	Tier 1		0.023 B	0.029 B	<0.0066 U	0.045 B	0.0074 B	<0.0066 U	0.014 B	0.010 B	<0.0066 U	0.0067 B	0.0068 B	0.015 B	<0.0066 U	<0.0066 U	0.0084 B	<0.0066 U	<0.0066 U	<0.0066 U	<0.0066 U	<0.0066 U	0.021 B
	Cobalt	mg/kg	Tier 1		**8.6**	**2.4**	**8.1**	**9.6**	**5.4**	**2.7**	**8**	**2.8**	**3.8**	**4**	**7.3**	**4.7**	**2.9**	**5.1**	**5.3**	**3.4**	**5.5**	**3.8**	**4.8**	**4.1**	**11**
	Copper	mg/kg	Tier 1		37	16	27	22	12	10.7	21.5	12.7	11.8	10.3	8.7	11.7	6.6	11.2	17.2	12.8	13.1	9	11.3	10.1	33.8
	Iron	mg/kg	Tier 1		**16000**	**20900**	**20000**	**17000**	**26000**	**26600**	**79900**	**19600**	**37100**	**33500**	**28400**	**40800**	**29100**	**43500**	**61700**	**26800**	**56300**	**27000**	**25100**	**22900**	**118000**
	Lead	mg/kg	Tier 1		5.5	3.6	8.1	2.5	1.4	1.4	5.1	1.2	1.8	1.1	1.2	1.6	3.2	4.4	4.4	1.3	6.6	1.2	0.93	1.2	6.6
	Lead - SPLP	ug/L	Tier 1															<3.4 U							
	Lead - TCLP	mg/L	Tier 1		<0.017 U	<0.017 U	<0.017 U	<0.017 U	<0.017 U	<0.017 U	<0.017 U	<0.017 U	<0.017 U	<0.017 U	<0.017 U	<0.017 U	<0.017 U	<0.017 U	<0.017 U	<0.017 U	<0.017 U	<0.017 U	<0.017 U	<0.017 U	<0.017 U
	Lithium	mg/kg	Tier 1		**19**	1.5	**6.4**	**11**	**5.9**	**6.8**	**9.4**	**5.3**	**4.6**	**7.2**	**7.7**	**5.8**	**3.7**	**6.8**	**7.5**	**3.9**	**7.9**	**6**	**8.2**	**7**	**18.2**
	Magnesium	mg/kg	Tier 1		2800	1200	1900	2800	1100	1330	2830	1020	1180	2210	2200	1450	1220	2090	2020	1300	2070	1700	1850	1820	3590
	Manganese	mg/kg	Tier 1		**170**	**110**	**230**	**290**	**87.1**	**131**	**333**	**127**	**184**	**334**	**274**	**211**	**158**	**241**	**253**	**164**	**245**	**210**	**178**	**214**	**410**
	Mercury	mg/kg	Tier 1		0.0052 B	<0.01 U	0.0078 B	0.0065 B	<0.01 U	<0.012 U	<0.013 U	<0.012 U	<0.012 U	<0.011 U	<0.012 U	<0.012 U	<0.011 U	<0.013 U	<0.012 U	<0.0099 U	<0.012 U	0.012 B	<0.01 U	<0.01 U	0.016 J
	Mercury - SPLP	ug/L	Tier 1															<0.072 U							
	Mercury - TCLP	mg/L	Tier 1		<0.029 U	<0.029 U	<0.000072 U	<0.000072 U	<0.029 U	<0.029 U	<0.029 U	<0.029 U	<0.029 U	<0.029 U	<0.029 U	<0.029 U	<0.029 U	<0.029 U	<0.029 U	<0.029 U	<0.029 U	<0.029 U	<0.029 U	<0.029 U	<0.029 U
	Molybdenum	mg/kg	Tier 1		0.56 B	<0.38 U	1.2	0.98 B	0.76	1	**2.3**	0.58	1.1	0.95	1.2	1.1	<0.36 U	<0.41 U	**2**	0.79	<0.42 U	0.55 B	0.5	0.56	**2.9**
	Nickel	mg/kg	Tier 1		17	5.8	14	16	13.1	7.8	43.1	6.9	15.9	10.1	27.1	19.2	6.6	10	27	7.5	24.8	9.5	10	11.4	60.7
	Potassium	mg/kg	Tier 1																	265					
	Selenium	mg/kg	Tier 1		0.32	<0.38 U	0.2	0.24	<0.26 U	<0.23 U	0.35 J	0.29 J	<0.3 U	<0.26 U	<0.3 U	<0.31 U	<0.36 U	<0.41 U	<0.3 U	<0.26 U	<0.42 U	0.19	<0.29 U	<0.3 U	<0.35 U
	Selenium - SPLP	ug/L	Tier 1															<8.3 U							
	Selenium - TCLP	mg/L	Tier 1		<0.042 U	<0.042 U	<0.042 U	<0.042 U	<0.042 U	<0.042 U	<0.042 U	<0.042 U	<0.042 U	<0.042 U	<0.042 U	<0.042 U	<0.042 U	<0.042 U	<0.000042 U	<0.042 U	<0.042 U	<0.042 U	<0.042 U	<0.042 U	<0.042 U
	Silver	mg/kg	Tier 1		0.06	<0.26 U	0.031 B	0.15	0.12 J	0.2	0.69	0.12 J	0.54	0.2 J	0.14 J	0.29	<0.24 U	<0.27 U	<0.12 U	0.11 J	<0.28 U	0.045 B	0.76	<0.12 U	1.1
	Silver - SPLP	ug/L	Tier 1															<2.6 U							
	Silver - TCLP	mg/L	Tier 1		<0.013 U	<0.013 U	<0.013 U	<0.013 U	<0.013 U	<0.013 U	<0.013 U	<0.013 U	<0.013 U	<0.013 U	<0.013 U	<0.013 U	<0.013 U	<0.013 U	<0.013 U	<0.013 U	<0.013 U	<0.013 U	<0.013 U	<0.013 U	<0.013 U
	Thallium	mg/kg	Tier 1		0.042 B	<0.51 U	0.036 B	0.041 B	<0.053 U	<0.045 U	<0.053 U	<0.05 U	<0.061 U	<0.052 U	<0.06 U	<0.061 U	<0.48 U	<0.54 U	<0.059 U	<0.052 U	<0.56 U	0.015 B	<0.057 U	<0.06 U	<0.07 U
	Vanadium	mg/kg	Tier 1		12	15.6	11	13	11.8	12.5	22.2	6.6	10.1	11.1	11.2	13.8	12	20.9	14.6	10.2	20.4	11	14.7	9.9	33.7
	Zinc	mg/kg	Tier 1		23	10	36	24	10.3	7.9	16	10.5	11.2	23.1	18.2	11.1	9.8	10.8	16.6	7.7	11.1	12	8.7	10.6	19.1
	PCBs																								
	Aroclor-1016	ug/kg	Tier 1																						
	Aroclor-1221	ug/kg	Tier 1																						
	Aroclor-1232	ug/kg	Tier 1																						
	Aroclor-1242	ug/kg	Tier 1																						
	Aroclor-1248	ug/kg	Tier 1																						
	Aroclor-1254	ug/kg	Tier 1																						
	Aroclor-1260	ug/kg	Tier 1																						
	Total PCBs	ug/Kg	Tier 1																						
	Physical Property																								
	Cyanide, total	mg/kg	Tier 1		<0.18 U	<0.21 U	<0.15 U	<0.21 U	<0.25 U	<0.26 U	<0.37 U	<0.25 U	<0.34 U	<0.22 U	<0.25 U	<0.30 U	<0.30 U	<0.23 U	<0.35 U	<0.31 U	<0.31 U	<0.33 U	<0.31 U	<0.36 U	<0.33 U
	Percent Moisture	%	Tier 1			4.3			19.9	19.7	23.1	18.7	21.3	20.2	20.8	23.4	6.5	20.3	24.8	5.6	18.5		19.6	23.8	32
	Percent Solids	%	Tier 1		94.7	95.9	86.7	95.9	80	81.7	68.9	77.3	78.7	80.2	77.9	75.2	85.1	75.4	73.5	90.2	73.4	82.2	77.4	77	71.2
	VOC																								
	1,1,1,2-Tetrachloroethane	ug/Kg	Tier 1																						
	1,1,1,2-Tetrachloroethane - SPLP	ug/L	Tier 1																						
	1,1,1-Trichloroethane	ug/kg	Tier 1																						
	1,1,1-Trichloroethane - SPLP	ug/L	Tier 1																						
	1,1,2,2-Tetrachloroethane	ug/kg	Tier 1																						
	1,1,2,2-Tetrachloroethane - SPLP	ug/L	Tier 1																						
	1,1,2-Trichloroethane	ug/kg	Tier 1																						
	1,1,2-Trichloroethane - SPLP	ug/L	Tier 1																						
	1,1-Dichloroethane	ug/kg	Tier 1																						
	1,1-Dichloroethane - SPLP	ug/L	Tier 1																						
	1,1-Dichloroethene	ug/kg	Tier 1																						
	1,1-Dichloroethene - SPLP	ug/L	Tier 1																						
	1,1-Dichloropropene	ug/Kg	Tier 1																						
	1,1-Dichloropropene - SPLP	ug/L	Tier 1																						
	1,2,3-Trichlorobenzene	ug/Kg	Tier 1																						
	1,2,3-Trichlorobenzene - SPLP	ug/L	Tier 1																						
	1,2,3-Trichloropropane	ug/Kg	Tier 1																						
	1,2,3-Trichloropropane - SPLP	ug/L	Tier 1																						
	1,2,4-Trichlorobenzene	ug/Kg	Tier 1																						
	1,2,4-Trichlorobenzene - SPLP	ug/L	Tier 1																						
	1,2,4-Trimethylbenzene	ug/Kg	Tier 1																						
	1,2,4-Trimethylbenzene - SPLP	ug/L	Tier 1																						
	1,2-Dibromo-3-chloropropane	ug/Kg	Tier 1																						
	1,2-Dibromo-3-chloropropane - SPLP	ug/L	Tier 1																						
	1,2-Dibromoethane	ug/Kg	Tier 1																						
	1,2-Dibromoethane - SPLP	ug/L	Tier 1																						

Prepared by: SVF
Checked by: JSL

2006 Soil Results Summary

Event Date	Parameter	Units	Data Level	Location Name	SB-622 (dup)	SB-623	SB-624	SB-625	SB-626	SB-627	SB-628	SB-628	SB-629	SB-630	SB-631	SB-632	SB-633	SB-634	SB-635	SB-636	SB-637	SB-637 (dup)	SB-638	SB-639	SB-639
				Field ID	DUP-15	SB-623-S-3	SB-624-0-4	SB-625-1-3	SB-626 S-3	SB627-24-26'	SB628-14-16'	SB628-29-31'	SB-629 14-16'	SB-630 14-16'	SB-631 14-16'	SB-632-14-16'	SB-633-5-7'	SB-634-14-16'_	SB-635 S-3	SB-636-4-6'	SB-637-S-7	DUP-13	SB-638 9'-11'	SB-639 14-16'	SB-639-19-21'
				Depth (ft)	2-9	4-6	0-4	1-3	14-16	24-26	14-16	29-31	14-16	14-16	14-16	14-16	5-7	14-16	14-16	4-6	12-14	12-14	9-11	14-16	19-21
	1,2-Dichlorobenzene	ug/kg	Tier 1																						
	1,2-Dichlorobenzene - SPLP	ug/L	Tier 1																						
	1,2-Dichloroethane	ug/kg	Tier 1																						
	1,2-Dichloroethane - SPLP	ug/L	Tier 1																						
	1,2-Dichloropropane	ug/kg	Tier 1																						
	1,2-Dichloropropane - SPLP	ug/L	Tier 1																						
	1,3,5-Trimethylbenzene	ug/Kg	Tier 1																						
	1,3,5-Trimethylbenzene - SPLP	ug/L	Tier 1																						
	1,3-Dichlorobenzene	ug/kg	Tier 1																						
	1,3-Dichlorobenzene - SPLP	ug/L	Tier 1																						
	1,3-Dichloropropane	ug/Kg	Tier 1																						
	1,3-Dichloropropane - SPLP	ug/L	Tier 1																						
	1,4-Dichlorobenzene	ug/kg	Tier 1																						
	1,4-Dichlorobenzene - SPLP	ug/L	Tier 1																						
	2,2-Dichloropropane	ug/Kg	Tier 1																						
	2,2-Dichloropropane - SPLP	ug/L	Tier 1																						
	2-Chlorotoluene	ug/Kg	Tier 1																						
	2-Chlorotoluene - SPLP	ug/L	Tier 1																						
	4-Chlorotoluene	ug/Kg	Tier 1																						
	4-Chlorotoluene - SPLP	ug/L	Tier 1																						
	Benzene	ug/kg	Tier 1																						
	Benzene - SPLP	ug/L	Tier 1																						
	Bromobenzene	ug/Kg	Tier 1																						
	Bromobenzene - SPLP	ug/L	Tier 1																						
	Bromochloromethane	ug/Kg	Tier 1																						
	Bromochloromethane - SPLP	ug/L	Tier 1																						
	Bromodichloromethane	ug/kg	Tier 1																						
	Bromodichloromethane - SPLP	ug/L	Tier 1																						
	Bromoform	ug/kg	Tier 1																						
	Bromoform - SPLP	ug/L	Tier 1																						
	Bromomethane	ug/kg	Tier 1																						
	Bromomethane - SPLP	ug/L	Tier 1																						
	Carbon Tetrachloride	ug/kg	Tier 1																						
	Carbon Tetrachloride - SPLP	ug/L	Tier 1																						
	Chlorobenzene	ug/kg	Tier 1																						
	Chlorobenzene - SPLP	ug/L	Tier 1																						
	Chlorodibromomethane	ug/kg	Tier 1																						
	Chlorodibromomethane - SPLP	ug/L	Tier 1																						
	Chloroethane	ug/kg	Tier 1																						
	Chloroethane - SPLP	ug/L	Tier 1																						
	Chloroform	ug/kg	Tier 1																						
	Chloroform - SPLP	ug/L	Tier 1																						
	Chloromethane	ug/kg	Tier 1																						
	Chloromethane - SPLP	ug/L	Tier 1																						
	cis-1,2-Dichloroethene	ug/Kg	Tier 1																						
	cis-1,2-Dichloroethene - SPLP	ug/L	Tier 1																						
	cis-1,3-Dichloropropene	ug/Kg	Tier 1																						
	cis-1,3-Dichloropropene - SPLP	ug/L	Tier 1																						
	Dibromomethane	ug/Kg	Tier 1																						
	Dibromomethane - SPLP	ug/L	Tier 1																						
	Dichlorodifluoromethane	ug/kg	Tier 1																						
	Dichlorodifluoromethane - SPLP	ug/L	Tier 1																						
	Diisopropyl Ether	ug/Kg	Tier 1																						
	Diisopropyl Ether - SPLP	ug/L	Tier 1																						
	Ethylbenzene	ug/kg	Tier 1																						
	Ethylbenzene - SPLP	ug/l	Tier 1																						
	Fluorotrichloromethane	ug/Kg	Tier 1																						
	Fluorotrichloromethane - SPLP	ug/L	Tier 1																						
	Hexachlorobutadiene	ug/Kg	Tier 1																						
	Hexachlorobutadiene - SPLP	ug/L	Tier 1																						
	Isopropylbenzene	ug/Kg	Tier 1																						
	Isopropylbenzene - SPLP	ug/L	Tier 1																						
	Methyl T-Butyl ether	ug/kg	Tier 1																						
	Methyl T-Butyl ether - SPLP	ug/L	Tier 1																						
	Methylene Chloride	ug/kg	Tier 1																						
	Methylene Chloride - SPLP	ug/L	Tier 1																						
	n-Butylbenzene	ug/Kg	Tier 1																						
	n-Butylbenzene - SPLP	ug/L	Tier 1																						
	n-Propylbenzene	ug/Kg	Tier 1																						
	n-Propylbenzene - SPLP	ug/L	Tier 1																						
	p-Isopropyltoluene	ug/Kg	Tier 1																						
	p-Isopropyltoluene - SPLP	ug/L	Tier 1																						
	s-Butylbenzene	ug/Kg	Tier 1																						
	s-Butylbenzene - SPLP	ug/L	Tier 1																						
	Styrene	ug/Kg	Tier 1																						
	Styrene - SPLP	ug/L	Tier 1																						
	t-Butylbenzene	ug/Kg	Tier 1																						
	t-Butylbenzene - SPLP	ug/L	Tier 1																						
	Tetrachloroethene	ug/kg	Tier 1																						
	Tetrachloroethene - SPLP	ug/L	Tier 1																						
	Toluene	ug/kg	Tier 1																						

Prepared by: SVF
Checked by: JSL

Event Date	Parameter	Units	Data Level	Location Name	SB-622 (dup)	SB-623	SB-624	SB-625	SB-626	SB-627	SB-628	SB-628	SB-629	SB-630	SB-631	SB-632	SB-633	SB-634	SB-635	SB-636	SB-637	SB-637 (dup)	SB-638	SB-639	SB-639
				Field ID	DUP-15	SB-623-S-3	SB-624-0-4	SB-625-1-3	SB-626 S-3	SB627-24-26'	SB628-14-16'	SB628-29-31'	SB-629 14-16'	SB-630 14-16'	SB-631 14-16'	SB-632-14-16'	SB-633-5-7'	SB-634-14-16'_	SB-635 S-3	SB-636-4-6'	SB-637-S-7	DUP-13	SB-638 9'-11'	SB-639 14-16'	SB-639-19-21'
				Depth (ft)	2-9	4-6	0-4	1-3	14-16	24-26	14-16	29-31	14-16	14-16	14-16	14-16	5-7	14-16	14-16	4-6	12-14	12-14	9-11	14-16	19-21
	Toluene - SPLP	ug/L	Tier 1																						
	trans-1,2-Dichloroethene	ug/kg	Tier 1																						
	trans-1,2-Dichloroethene - SPLP	ug/L	Tier 1																						
	trans-1,3-Dichloropropene	ug/Kg	Tier 1																						
	trans-1,3-Dichloropropene - SPLP	ug/L	Tier 1																						
	Trichloroethene	ug/kg	Tier 1																						
	Trichloroethene - SPLP	ug/L	Tier 1																						
	Vinyl Chloride	ug/kg	Tier 1																						
	Vinyl Chloride - SPLP	ug/L	Tier 1																						
	Xylene, m + p	ug/Kg	Tier 1																						
	Xylene, o	ug/Kg	Tier 1																						
	Xylenes, m + p - SPLP	ug/L	Tier 1																						
	xylenes, o - SPLP	ug/L	Tier 1																						
	VOC-PAH																								
	1-Methyl-naphthalene - SPLP	ug/L	Tier 1															0.29							
	2-Methyl naphthalene - SPLP	ug/L	Tier 1															0.57							
	Acenaphthene	ug/kg	Tier 1																						
	Acenaphthene - SPLP	ug/L	Tier 1															0.048 J							
	Acenaphthylene	ug/kg	Tier 1																						
	Acenaphthylene - SPLP	ug/L	Tier 1															<0.043 U							
	Anthracene	ug/kg	Tier 1																						
	Anthracene - SPLP	ug/L	Tier 1															<0.061 U							
	Benzo (a) anthracene	ug/kg	Tier 1																						
	Benzo (a) anthracene - SPLP	ug/L	Tier 1															<0.083 U							
	Benzo (a) pyrene	ug/kg	Tier 1																						
	Benzo (a) pyrene - SPLP	ug/L	Tier 1															<0.097 U							
	Benzo (b) Fluoranthene	ug/kg	Tier 1																						
	Benzo (b) Fluoranthene - SPLP	ug/L	Tier 1															<0.083 U							
	Benzo (g,h,i) perylene	ug/kg	Tier 1																						
	Benzo (g,h,i) perylene - SPLP	ug/L	Tier 1															<0.10 U							
	Benzo (k) Fluoranthene	ug/kg	Tier 1																						
	Benzo (k) Fluoranthene - SPLP	ug/l	Tier 1															<0.10 U							
	Chrysene	ug/kg	Tier 1																						
	Chrysene - SPLP	ug/L	Tier 1															<0.10 U							
	Dibenzo (a,h) anthracene	ug/kg	Tier 1																						
	Dibenzo (a,h) anthracene - SPLP	ug/l	Tier 1															<0.10 U							
	Fluoranthene	ug/kg	Tier 1																						
	Fluoranthene - SPLP	ug/L	Tier 1															<0.082 U							
	Fluorene	ug/kg	Tier 1																						
	Fluorene - SPLP	ug/L	Tier 1															<0.048 U							
	Indeno (1,2,3 - cd) pyrene	ug/kg	Tier 1																						
	Indeno (1,2,3 - cd) pyrene - SPLP	ug/l	Tier 1															<0.10 U							
	Naphthalene	ug/kg	Tier 1																						
	Naphthalene - SVOC	ug/kg	Tier 1																						
	Phenanthrene	ug/kg	Tier 1																						
	Phenanthrene - SPLP	ug/L	Tier 1															<0.060 U							
	Pyrene	ug/kg	Tier 1																						
	Pyrene - SPLP	ug/L	Tier 1															<0.077 U							

2006 Soil Results Summary

Event Date	Parameter	Units	Data Level	Location Name	SB-640	SB-640 (dup)	SB-641	SB-642	SB-643	SB-644	SB-645	SB-647	SB-648	TRIP BLANK	Drinking Water Protection	Drinking Water Protection Code	SPLP Criteria	TCLP Criteria
				Field ID	SB640-14-16'	DUP-9-26	SB641-19-21'	SB642-34-36'	SB-643 14'-16'	SB-644-S-4	SB-645-4-6	SB-647-4-6	SB-648-4-6	TRIP BLANK				
				Depth (ft)	14-16	14-16	19-21	34-36	14-16	12-15	4-6	4-6	4-6					
9/12/2006	**Metal**																	
	Aluminum	mg/kg	Tier 1		**2880**	**2900**	**1860**	**2020**	**2380**	**2850**	**3600**	**5900**	**2900**		1			
	Antimony	mg/kg	Tier 1		0.11	0.10 B	0.089 J	<0.057 U	0.085 J	**25.4**	0.17	0.19	0.17		4.3			
	Arsenic	mg/kg	Tier 1		0.95	1	0.91	0.49	1.2	<0.32 U	1.6	**8**	1.2		4.6			
	Arsenic - SPLP	ug/L	Tier 1														5000	
	Arsenic - TCLP	mg/L	Tier 1		<0.038 U	<0.038 U	<0.038 U	<0.038 U	<0.038 U	<0.038 U	<0.038 U	<0.038 U	<0.038 U					5
	Barium	mg/kg	Tier 1		3.6	2.6	3	1.5	4	1.5	4.9	23	3.9		1300			
	Barium - SPLP	ug/L	Tier 1														100000	
	Barium - TCLP	mg/L	Tier 1		0.53 B	0.49 B	0.58 B	0.54 B	0.54 B	0.61 B	0.57 B	0.69 B	0.54 B					100
	Beryllium	mg/kg	Tier 1		0.7	0.58	0.49	0.7	0.65	0.54	0.51	0.43	0.55		51			
	Boron	mg/kg	Tier 1		2.9	<4.3 U	2 J	6.3	<6 U	<4.3 U	<3.8 U	<3.5 U	<3.5 U		10			
	Cadmium	mg/kg	Tier 1		<0.053 U	0.020 B	<0.054 U	<0.057 U	<0.06 U	0.048 J	<0.011 U	0.017 B	0.011 B		6			
	Cadmium - SPLP	ug/L	Tier 1														1000	
	Cadmium - TCLP	mg/L	Tier 1		<0.0037 U	<0.0037 U	<0.0037 U	<0.0037 U	<0.0037 U	<0.0037 U	<0.0037 U	<0.0037 U	0.0065 B					1
	Chromium	mg/kg	Tier 1		8.6	6.9	6.7	6.7	10.8	7	9.6	10	6.5		30	D		
	Chromium - SPLP	ug/L	Tier 1														5000	
	Chromium - TCLP	mg/L	Tier 1		0.011 B	0.0087 B	0.013 B	0.016 B	0.013 B	<0.0066 U	<0.0066 U	<0.0066 U	0.15 B					5
	Cobalt	mg/kg	Tier 1		**4**	**3.3**	**2.6**	**2.3**	**3.7**	**3.7**	**3.8**	**4.9**	**3.5**		0.8			
	Copper	mg/kg	Tier 1		10.5	7	7.3	5.7	10.3	7.1	8.6	17	8.7		5800			
	Iron	mg/kg	Tier 1		**24100**	**18000**	**30900**	**26600**	**38200**	**29100**	**25000**	**19000**	**21000**		6			
	Lead	mg/kg	Tier 1		1.2	1	2.5	1.2	1.7	3.4	1.2	2	1.7		700			
	Lead - SPLP	ug/L	Tier 1														5000	
	Lead - TCLP	mg/L	Tier 1		<0.017 U	<0.017 U	<0.017 U	<0.017 U	<0.017 U	<0.017 U	<0.017 U	<0.017 U	<0.017 U					5
	Lithium	mg/kg	Tier 1		**5.7**	**5.3**	**5**	**6.6**	**5.4**	**3.4**	**6.5**	**5.3**	**4.2**		3.4			
	Magnesium	mg/kg	Tier 1		1790	1700	1150	1220	1360	1360	2000	3000	1500		8000			
	Manganese	mg/kg	Tier 1		**216**	**220**	**130**	**104**	**167**	**174**	**210**	**220**	**240**		1			
	Mercury	mg/kg	Tier 1		<0.0095 U	0.0032 B	<0.01 U	<0.012 U	<0.011 U	<0.012 U	0.0029 B	0.014	0.0029 B		1.7			
	Mercury - SPLP	ug/L	Tier 1														100	
	Mercury - TCLP	mg/L	Tier 1		<0.029 U	<0.000072 U	<0.029 U	<0.029 U	<0.029 U	<0.029 U	<0.000072 U	<0.000072 U	<0.000072 U					0.1
	Molybdenum	mg/kg	Tier 1		0.7	0.84 B	0.94	0.84	0.88	<0.43 U	0.72 B	0.83 B	0.72 B		1.5			
	Nickel	mg/kg	Tier 1		11.2	9.7	9.7	6.5	17.5	8.6	8.1	12	7.7		100			
	Potassium	mg/kg	Tier 1															
	Selenium	mg/kg	Tier 1		<0.27 U	0.23	0.33 J	<0.29 U	<0.3 U	<0.43 U	0.17	0.23	0.17		4			
	Selenium - SPLP	ug/L	Tier 1														1000	
	Selenium - TCLP	mg/L	Tier 1		<0.042 U	<0.042 U	<0.042 U	<0.042 U	<0.042 U	<0.042 U	<0.042 U	<0.042 U	<0.042 U					1
	Silver	mg/kg	Tier 1		0.33	0.087	0.24	0.18 J	0.21 J	<0.29 U	0.024 B	0.07	0.031 B		4.5			
	Silver - SPLP	ug/L	Tier 1														5000	
	Silver - TCLP	mg/L	Tier 1		<0.013 U	<0.013 U	<0.013 U	<0.013 U	<0.013 U	<0.013 U	<0.013 U	<0.013 U	<0.013 U					5
	Thallium	mg/kg	Tier 1		<0.053 U	0.013 B	<0.054 U	<0.057 U	<0.06 U	<0.57 U	0.0095 B	0.040 B	0.011 B		2.3			
	Vanadium	mg/kg	Tier 1		9.7	7.7	10	12.7	10.2	13.1	10	17	8.1		72			
	Zinc	mg/kg	Tier 1		11.2	11	7.9	5.7	10	8.5	11	15	12		2400			
	PCBs																	
	Aroclor-1016	ug/kg	Tier 1															
	Aroclor-1221	ug/kg	Tier 1															
	Aroclor-1232	ug/kg	Tier 1															
	Aroclor-1242	ug/kg	Tier 1															
	Aroclor-1248	ug/kg	Tier 1															
	Aroclor-1254	ug/kg	Tier 1															
	Aroclor-1260	ug/kg	Tier 1															
	Total PCBs	ug/Kg	Tier 1															
	Physical Property																	
	Cyanide, total	mg/kg	Tier 1		<0.32 U	<0.36 U	<0.22 U	<0.37 U	<0.35 U	<0.35 U	<0.28 U	<0.31 U	<0.21 U		4			
	Percent Moisture	%	Tier 1		18.7		19.1	22.7	22.4	19.2								
	Percent Solids	%	Tier 1		73.4	74.5	72.9	72.5	74	79.4	84.6	91.6	92.5					
	VOC																	
	1,1,1,2-Tetrachloroethane	ug/Kg	Tier 1												1500			
	1,1,1,2-Tetrachloroethane - SPLP	ug/L	Tier 1											<0.92 U				
	1,1,1-Trichloroethane	ug/kg	Tier 1												4000			
	1,1,1-Trichloroethane - SPLP	ug/L	Tier 1											<0.90 U				
	1,1,2,2-Tetrachloroethane	ug/kg	Tier 1												170			
	1,1,2,2-Tetrachloroethane - SPLP	ug/L	Tier 1											<0.20 U				
	1,1,2-Trichloroethane	ug/kg	Tier 1												100			
	1,1,2-Trichloroethane - SPLP	ug/L	Tier 1											<0.42 U				
	1,1-Dichloroethane	ug/kg	Tier 1												18000			
	1,1-Dichloroethane - SPLP	ug/L	Tier 1											<0.75 U				
	1,1-Dichloroethene	ug/kg	Tier 1												140			
	1,1-Dichloroethene - SPLP	ug/L	Tier 1											<0.57 U				
	1,1-Dichloropropene	ug/Kg	Tier 1															
	1,1-Dichloropropene - SPLP	ug/L	Tier 1											<0.75 U				
	1,2,3-Trichlorobenzene	ug/Kg	Tier 1															
	1,2,3-Trichlorobenzene - SPLP	ug/L	Tier 1											<0.74 U				
	1,2,3-Trichloropropane	ug/Kg	Tier 1												840			
	1,2,3-Trichloropropane - SPLP	ug/L	Tier 1											<0.99 U				
	1,2,4-Trichlorobenzene	ug/Kg	Tier 1												4200			
	1,2,4-Trichlorobenzene - SPLP	ug/L	Tier 1											<0.97 U				
	1,2,4-Trimethylbenzene	ug/Kg	Tier 1												2100			
	1,2,4-Trimethylbenzene - SPLP	ug/L	Tier 1											<0.97 U				
	1,2-Dibromo-3-chloropropane	ug/Kg	Tier 1												4			
	1,2-Dibromo-3-chloropropane - SPLP	ug/L	Tier 1											<0.87 U				
	1,2-Dibromoethane	ug/Kg	Tier 1												250	M		
	1,2-Dibromoethane - SPLP	ug/L	Tier 1											<0.56 U				

Prepared by: SVF
Checked by: JSL

2006 Soil Results Summary

Event Date	Parameter	Units	Data Level	Location Name	SB-640	SB-640 (dup)	SB-641	SB-642	SB-643	SB-644	SB-645	SB-647	SB-648	TRIP BLANK	Drinking Water Protection	Drinking Water Protection Code	SPLP Criteria	TCLP Criteria
				Field ID	SB640-14-16'	DUP-9-26	SB641-19-21'	SB642-34-36'	SB-643 14'-16'	SB-644-S-4	SB-645-4-6	SB-647-4-6	SB-648-4-6	TRIP BLANK				
				Depth (ft)	14-16	14-16	19-21	34-36	14-16	12-15	4-6	4-6	4-6					
	1,2-Dichlorobenzene	ug/kg	Tier 1												14000			
	1,2-Dichlorobenzene - SPLP	ug/L	Tier 1											<0.83 U				
	1,2-Dichloroethane	ug/kg	Tier 1												100			
	1,2-Dichloroethane - SPLP	ug/L	Tier 1											<0.36 U				
	1,2-Dichloropropane	ug/kg	Tier 1												100			
	1,2-Dichloropropane - SPLP	ug/L	Tier 1											<0.46 U				
	1,3,5-Trimethylbenzene	ug/Kg	Tier 1												1800			
	1,3,5-Trimethylbenzene - SPLP	ug/L	Tier 1											<0.83 U				
	1,3-Dichlorobenzene	ug/kg	Tier 1												170			
	1,3-Dichlorobenzene - SPLP	ug/L	Tier 1											<0.87 U				
	1,3-Dichloropropane	ug/Kg	Tier 1															
	1,3-Dichloropropane - SPLP	ug/L	Tier 1											<0.61 U				
	1,4-Dichlorobenzene	ug/kg	Tier 1												1700			
	1,4-Dichlorobenzene - SPLP	ug/L	Tier 1											<0.95 U				
	2,2-Dichloropropane	ug/Kg	Tier 1															
	2,2-Dichloropropane - SPLP	ug/L	Tier 1											<0.62 U				
	2-Chlorotoluene	ug/Kg	Tier 1												3300			
	2-Chlorotoluene - SPLP	ug/L	Tier 1											<0.85 U				
	4-Chlorotoluene	ug/Kg	Tier 1															
	4-Chlorotoluene - SPLP	ug/L	Tier 1											<0.74 U				
	Benzene	ug/kg	Tier 1												100			
	Benzene - SPLP	ug/L	Tier 1											<0.41 U				
	Bromobenzene	ug/Kg	Tier 1												550			
	Bromobenzene - SPLP	ug/L	Tier 1											<0.82 U				
	Bromochloromethane	ug/Kg	Tier 1															
	Bromochloromethane - SPLP	ug/L	Tier 1											<0.97 U				
	Bromodichloromethane	ug/kg	Tier 1												1600	W		
	Bromodichloromethane - SPLP	ug/L	Tier 1											<0.56 U				
	Bromoform	ug/kg	Tier 1												1600	W		
	Bromoform - SPLP	ug/L	Tier 1											<0.94 U				
	Bromomethane	ug/kg	Tier 1												200			
	Bromomethane - SPLP	ug/L	Tier 1											<0.91 U				
	Carbon Tetrachloride	ug/kg	Tier 1												100			
	Carbon Tetrachloride - SPLP	ug/L	Tier 1											<0.49 U				
	Chlorobenzene	ug/kg	Tier 1												2000			
	Chlorobenzene - SPLP	ug/L	Tier 1											<0.41 U				
	Chlorodibromomethane	ug/kg	Tier 1												2000	W		
	Chlorodibromomethane - SPLP	ug/L	Tier 1											<0.81 U				
	Chloroethane	ug/kg	Tier 1												8600			
	Chloroethane - SPLP	ug/L	Tier 1											<0.97 U				
	Chloroform	ug/kg	Tier 1												1600	W		
	Chloroform - SPLP	ug/L	Tier 1											<0.37 U				
	Chloromethane	ug/kg	Tier 1												5200			
	Chloromethane - SPLP	ug/L	Tier 1											<0.24 U				
	cis-1,2-Dichloroethene	ug/Kg	Tier 1												1400			
	cis-1,2-Dichloroethene - SPLP	ug/L	Tier 1											<0.83 U				
	cis-1,3-Dichloropropene	ug/Kg	Tier 1															
	cis-1,3-Dichloropropene - SPLP	ug/L	Tier 1											<0.19 U				
	Dibromomethane	ug/Kg	Tier 1												1600			
	Dibromomethane - SPLP	ug/L	Tier 1											<0.60 U				
	Dichlorodifluoromethane	ug/kg	Tier 1												95000			
	Dichlorodifluoromethane - SPLP	ug/L	Tier 1											<0.99 U				
	Diisopropyl Ether	ug/Kg	Tier 1												600			
	Diisopropyl Ether - SPLP	ug/L	Tier 1											<0.76 U				
	Ethylbenzene	ug/kg	Tier 1												1500			
	Ethylbenzene - SPLP	ug/l	Tier 1											<0.54 U				
	Fluorotrichloromethane	ug/Kg	Tier 1												52000			
	Fluorotrichloromethane - SPLP	ug/L	Tier 1											<0.79 U				
	Hexachlorobutadiene	ug/Kg	Tier 1												26000			
	Hexachlorobutadiene - SPLP	ug/L	Tier 1											<0.67 U				
	Isopropylbenzene	ug/Kg	Tier 1												91000			
	Isopropylbenzene - SPLP	ug/L	Tier 1											<0.59 U				
	Methyl T-Butyl ether	ug/kg	Tier 1												800			
	Methyl T-Butyl ether - SPLP	ug/L	Tier 1											<0.61 U				
	Methylene Chloride	ug/kg	Tier 1												100			
	Methylene Chloride - SPLP	ug/L	Tier 1											<0.43 U				
	n-Butylbenzene	ug/Kg	Tier 1												1600			
	n-Butylbenzene - SPLP	ug/L	Tier 1											<0.93 U				
	n-Propylbenzene	ug/Kg	Tier 1												1600			
	n-Propylbenzene - SPLP	ug/L	Tier 1											<0.81 U				
	p-Isopropyltoluene	ug/Kg	Tier 1															
	p-Isopropyltoluene - SPLP	ug/L	Tier 1											<0.67 U				
	s-Butylbenzene	ug/Kg	Tier 1												1600			
	s-Butylbenzene - SPLP	ug/L	Tier 1											<0.89 U				
	Styrene	ug/Kg	Tier 1												2700			
	Styrene - SPLP	ug/L	Tier 1											<0.86 U				
	t-Butylbenzene	ug/Kg	Tier 1												1600			
	t-Butylbenzene - SPLP	ug/L	Tier 1											<0.97 U				
	Tetrachloroethene	ug/kg	Tier 1												100			
	Tetrachloroethene - SPLP	ug/L	Tier 1											<0.45 U				
	Toluene	ug/kg	Tier 1												16000			

Prepared by: SVF
Checked by: JSL

2006 Soil Results Summary

Event Date	Parameter	Units	Data Level	Location Name	SB-640	SB-640 (dup)	SB-641	SB-642	SB-643	SB-644	SB-645	SB-647	SB-648	TRIP BLANK	Drinking Water Protection	Drinking Water Protection Code	SPLP Criteria	TCLP Criteria
				Field ID	SB640-14-16'	DUP-9-26	SB641-19-21'	SB642-34-36'	SB-643 14'-16'	SB-644-S-4	SB-645-4-6	SB-647-4-6	SB-648-4-6	TRIP BLANK				
				Depth (ft)	14-16	14-16	19-21	34-36	14-16	12-15	4-6	4-6	4-6					
	Toluene - SPLP	ug/L	Tier 1											<0.67 U				
	trans-1,2-Dichloroethene	ug/kg	Tier 1												2000			
	trans-1,2-Dichloroethene - SPLP	ug/L	Tier 1											<0.89 U				
	trans-1,3-Dichloropropene	ug/Kg	Tier 1															
	trans-1,3-Dichloropropene - SPLP	ug/L	Tier 1											<0.19 U				
	Trichloroethene	ug/kg	Tier 1												100			
	Trichloroethene - SPLP	ug/L	Tier 1											<0.48 U				
	Vinyl Chloride	ug/kg	Tier 1												40			
	Vinyl Chloride - SPLP	ug/L	Tier 1											<0.18 U				
	Xylene, m + p	ug/Kg	Tier 1												5600			
	Xylene, o	ug/Kg	Tier 1												5600			
	Xylenes, m + p - SPLP	ug/L	Tier 1											<1.8 U				
	xylenes, o - SPLP	ug/L	Tier 1											<0.83 U				
	VOC-PAH																	
	1-Methyl-naphthalene - SPLP	ug/L	Tier 1															
	2-Methyl naphthalene - SPLP	ug/L	Tier 1															
	Acenaphthene	ug/kg	Tier 1												300000			
	Acenaphthene - SPLP	ug/L	Tier 1															
	Acenaphthylene	ug/kg	Tier 1												5900			
	Acenaphthylene - SPLP	ug/L	Tier 1															
	Anthracene	ug/kg	Tier 1												41000			
	Anthracene - SPLP	ug/L	Tier 1															
	Benzo (a) anthracene	ug/kg	Tier 1															
	Benzo (a) anthracene - SPLP	ug/L	Tier 1															
	Benzo (a) pyrene	ug/kg	Tier 1															
	Benzo (a) pyrene - SPLP	ug/L	Tier 1															
	Benzo (b) Fluoranthene	ug/kg	Tier 1															
	Benzo (b) Fluoranthene - SPLP	ug/L	Tier 1															
	Benzo (g,h,i) perylene	ug/kg	Tier 1															
	Benzo (g,h,i) perylene - SPLP	ug/L	Tier 1															
	Benzo (k) Fluoranthene	ug/kg	Tier 1															
	Benzo (k) Fluoranthene - SPLP	ug/l	Tier 1															
	Chrysene	ug/kg	Tier 1															
	Chrysene - SPLP	ug/L	Tier 1															
	Dibenzo (a,h) anthracene	ug/kg	Tier 1															
	Dibenzo (a,h) anthracene - SPLP	ug/l	Tier 1															
	Fluoranthene	ug/kg	Tier 1												730000			
	Fluoranthene - SPLP	ug/L	Tier 1															
	Fluorene	ug/kg	Tier 1												390000			
	Fluorene - SPLP	ug/L	Tier 1															
	Indeno (1,2,3 - cd) pyrene	ug/kg	Tier 1															
	Indeno (1,2,3 - cd) pyrene - SPLP	ug/l	Tier 1															
	Naphthalene	ug/kg	Tier 1												35000			
	Naphthalene - SVOC	ug/kg	Tier 1												35000			
	Phenanthrene	ug/kg	Tier 1												56000			
	Phenanthrene - SPLP	ug/L	Tier 1															
	Pyrene	ug/kg	Tier 1												480000			
	Pyrene - SPLP	ug/L	Tier 1															

Notes:

< = All the analyte was not detected at or above the reporting limit
mg/kg = milligrams/kilograms
mg/l = milligram/liter
ug/L = micrograms/liter
% = percent
ft = feet
B = Inorganic - The analyte has been detected between the method detection limit and the reporting limit.
D = Calculated criterion exceeds 100%, hence it is reduced to 100% or 1.0E+9 parts per billion (ppb).
U = The analyte was not detected at or above the reporting limit
ID = insufficient data to develop criterion.
M = Calculated criterion is below the analytical target detection limit, therefore, the criterion defaults to the target detection limit.
NLL = means hazardous substance is not likely to leach under most soil conditions.
Dup = duplicate
PAH = Polynuclear aromatic hydrocarbon
PCB = polychlorinated byphenyls
SVOC = Semi volatile organic compound
TCLP = Toxicity characteristics leaching procedure
VOC = Volatile organic compound
Drinking water criteria protection source = MDEQ Part 201 generic cleanup criteria and screening levels
TCLP/SPLP results were compared to the TCLP/SPLP criteria. Exceedances are highlighted.
TCLP/SPLP source: Code of federal regulationS261.24
SPLP = Synthetic precipitation leaching procedure
W = Concentrations of trihalomethanes in groundwater shall be added together to determine compliance with the Michigan Drinking Water Standard of 80 ug/L. Concentrations of trihalomethanes in soil shall be added together to determine compliance with the drinking water protection criterion of 1600 ug/kg.
ug/kg = micrograms/kilogram
Results were compared to the MDEQ drinking water protection criteria. Exceedances are highlighted.

Prepared by: SVF
Checked by: JSL

D-2

Laboratory Analytical Reports

Batch No. 876062

Pace Analytical®
www.pacelabs.com

Pace Analytical Services, Inc.
1241 Bellevue Street, Suite 9
Green Bay, WI 54302
Phone: 920.469.2436
Fax: 920.469.8827

December 13, 2006

Janis Kesy
Foth & Van Dyke
2737 South Ridge Road
Green Bay, WI 54304

Dear Ms. Kesy:

Enclosed is a report for the analysis of environmental samples for the Eagle South Project (06W003). The samples were assigned to batch number 876062 for laboratory tracking purposes.

If you have any questions regarding this data please call me at (608) 232-3300 ext. 302.

Sincerely,

Tod Noltemeyer
Project Manager

Pace Analytical®

1241 Bellevue Street, Suite 9
Green Bay, WI 54302
920-469-2436, Fax: 920-469-8827

Analytical Report Number: 876062

Client: FOTH & VAN DYKE

Lab Contact: Tod Noltemeyer

Project Name: KEMC-EAGLE SOUTH

Project Number: 06W003

Lab Sample Number	Field ID	Matrix	Collection Date
876062-001	SB607S-2,2'-2.9'	SOIL	09/12/06 12:20
876062-002	SB608S-2,2'-3.1'	SOIL	09/12/06 17:00
876062-003	KSB-1-3	SOIL	09/12/06 11:50
876062-004	KSB-3-1	SOIL	09/12/06 14:00
876062-005	KSB-3-3,4'-6'	SOIL	09/12/06 14:00
876062-006	KSB-4-1	SOIL	09/12/06 17:00
876062-007	KSB-4-4	SOIL	09/12/06 18:25

I certify that the data contained in this Final Report has been generated and reviewed in accordance with approved methods and Laboratory Standard Operating Procedure. Exceptions, if any, are discussed in the accompanying sample comments. Release of this final report is authorized by Laboratory management, as is verified by the following signature. This report shall not be reproduced, except in full, without the written consent of Pace Analytical Services, Inc. The sample results relate only to the analytes of interest tested.

Alle Ann for Tod N. 12/13/06

Approval Signature Date

Pace Analytical Services, Inc.

Analytical Report Number: 876062

1241 Bellevue Street
Green Bay, WI 54302
920-469-2436

Client : FOTH & VAN DYKE
Project Name : KEMC-EAGLE SOUTH
Project Number : 06W003
Field ID : SB607S-2,2'-2.9'

Matrix Type : SOIL
Collection Date : 09/12/06
Report Date : 12/11/06
Lab Sample Number : 876062-001

INORGANICS

Test	Result		MDL	EQL	Dil.	Units	Code	Anl Date	Prep Method	Anl Method
Leach Date - Conventionals	DONE				1			09/18/06	SW846 1311	SW846 1311
Aluminum	10000		24	61	1	mg/Kg	*	11/30/06	SW846 3050B	SW846 6010B
Antimony	0.34		0.034	0.31	5	mg/Kg		12/08/06	3050B Sec7.5	SW846 6020
Arsenic	2.3	B	1.0	2.4	1	mg/Kg	N	11/30/06	SW846 3050B	SW846 6010B
Arsenic - TCLP	0.038	U	0.038	1.0	1	mg/L		09/20/06	SW846 3010A	SW846 6010B
Barium	25		0.12	0.61	1	mg/Kg	N*	11/30/06	SW846 3050B	SW846 6010B
Barium - TCLP	0.41	B	0.0050	1.0	1	mg/L		09/20/06	SW846 3010A	SW846 6010B
Beryllium	1.1		0.098	0.49	1	mg/Kg	N	11/30/06	SW846 3050B	SW846 6010B
Boron	3.3	B	0.79	12	1	mg/Kg	N	11/30/06	SW846 3050B	SW846 6010B
Cadmium	0.12	B	0.062	0.61	1	mg/Kg	N	11/30/06	SW846 3050B	SW846 6010B
Cadmium - TCLP	0.0037	U	0.0037	0.25	1	mg/L		09/20/06	SW846 3010A	SW846 6010B
Chromium	18		0.18	0.61	1	mg/Kg		11/30/06	SW846 3050B	SW846 6010B
Chromium - TCLP	0.0066	U	0.0066	0.25	1	mg/L		09/20/06	SW846 3010A	SW846 6010B
Cobalt	9.9		0.14	0.61	1	mg/Kg	N	11/30/06	SW846 3050B	SW846 6010B
Copper	42		0.19	1.2	1	mg/Kg	N	11/30/06	SW846 3050B	SW846 6010B
Iron	28000		6.1	12	1	mg/Kg		11/30/06	SW846 3050B	SW846 6010B
Lead	4.2		0.41	1.2	1	mg/Kg	N	11/30/06	SW846 3050B	SW846 6010B
Lead - TCLP	0.031	B	0.017	1.0	1	mg/L		09/20/06	SW846 3010A	SW846 6010B
Lithium	4.3		0.11	0.23	1	mg/kg	N	12/04/06	EPA 3020	EPA 6020
Magnesium	6000		12	24	1	mg/Kg		11/30/06	SW846 3050B	SW846 6010B
Manganese	320		0.19	0.61	1	mg/Kg		11/30/06	SW846 3050B	SW846 6010B
Mercury	0.018		0.0018	0.012	1	mg/Kg	H	11/29/06	SW846 7471A	SW846 7471A
Mercury - TCLP	0.029	U	0.029	0.080	1	mg/L		09/21/06	SW846 7470A	SW846 7470A
Molybdenum	0.96	B	0.39	2.4	1	mg/Kg		12/01/06	SW846 3050B	SW846 6010B
Nickel	19		0.35	1.2	1	mg/Kg	N	11/30/06	SW846 3050B	SW846 6010B
Selenium	0.21	U	0.21	0.31	5	mg/Kg		12/05/06	SW846 3050B	SW846 6020
Selenium - TCLP	0.042	U	0.042	1.0	1	mg/L		09/20/06	SW846 3010A	SW846 6010B
Silver	0.061	B	0.016	0.31	5	mg/Kg	A	12/08/06	3050B Sec7.5	SW846 6020
Silver - TCLP	0.013	U	0.013	0.25	1	mg/L		09/20/06	SW846 3010A	SW846 6010B
Thallium	0.070	B	0.018	0.31	5	mg/Kg		12/05/06	SW846 3050B	SW846 6020
Vanadium	58		0.20	0.61	1	mg/Kg	N	11/30/06	SW846 3050B	SW846 6010B
Zinc	50		2.4	4.9	1	mg/Kg	N	11/30/06	SW846 3050B	SW846 6010B
Cyanide, Total	0.21	U	0.21	0.41	1	mg/kg		09/20/06	SW846 9012A	SW846 9012A
Percent Solids	81.7		—	—	1	%		09/16/06	SM M2540G	SM M2540G
pH, Laboratory	3.7		0.10	0.10	1	su		09/18/06	SW846 9045C	SW846 9045C

All soil results are reported on a dry weight basis unless otherwise noted.

Pace Analytical Services, Inc.

1241 Bellevue Street
Green Bay, WI 54302
920-469-2436

Analytical Report Number: 876062

Client : FOTH & VAN DYKE
Project Name : KEMC-EAGLE SOUTH
Project Number : 06W003
Field ID : SB608S-2,2'-3.1'

Matrix Type : SOIL
Collection Date : 09/12/06
Report Date : 12/11/06
Lab Sample Number : 876062-002

INORGANICS

Test	Result		MDL	EQL	Dil.	Units	Code	Anl Date	Prep Method	Anl Method
Leach Date - Conventionals	DONE				1			09/18/06	SW846 1311	SW846 1311
Aluminum	9600		21	53	1	mg/Kg		11/30/06	SW846 3050B	SW846 6010B
Antimony	0.25	B	0.029	0.26	5	mg/Kg		12/08/06	3050B Sec7.5	SW846 6020
Arsenic	25		0.89	2.1	1	mg/Kg		11/30/06	SW846 3050B	SW846 6010B
Arsenic - TCLP	0.038	U	0.038	1.0	1	mg/L		09/20/06	SW846 3010A	SW846 6010B
Barium	42		0.11	0.53	1	mg/Kg		11/30/06	SW846 3050B	SW846 6010B
Barium - TCLP	0.49	B	0.0050	1.0	1	mg/L		09/20/06	SW846 3010A	SW846 6010B
Beryllium	0.37	B	0.085	0.42	1	mg/Kg		11/30/06	SW846 3050B	SW846 6010B
Boron	4.4	B	0.68	11	1	mg/Kg		11/30/06	SW846 3050B	SW846 6010B
Cadmium	0.061	B	0.054	0.53	1	mg/Kg		11/30/06	SW846 3050B	SW846 6010B
Cadmium - TCLP	0.0037	U	0.0037	0.25	1	mg/L		09/20/06	SW846 3010A	SW846 6010B
Chromium	37		0.16	0.53	1	mg/Kg		11/30/06	SW846 3050B	SW846 6010B
Chromium - TCLP	0.0066	U	0.0066	0.25	1	mg/L		09/20/06	SW846 3010A	SW846 6010B
Cobalt	5.8		0.12	0.53	1	mg/Kg		11/30/06	SW846 3050B	SW846 6010B
Copper	44		0.16	1.1	1	mg/Kg		11/30/06	SW846 3050B	SW846 6010B
Iron	32000		5.3	11	1	mg/Kg		11/30/06	SW846 3050B	SW846 6010B
Lead	9.2		0.36	1.1	1	mg/Kg		11/30/06	SW846 3050B	SW846 6010B
Lead - TCLP	0.019	B	0.017	1.0	1	mg/L		09/20/06	SW846 3010A	SW846 6010B
Lithium	16		0.12	0.24	1	mg/kg		12/04/06	EPA 3020	EPA 6020
Magnesium	5300		11	21	1	mg/Kg		11/30/06	SW846 3050B	SW846 6010B
Manganese	210		0.16	0.53	1	mg/Kg		11/30/06	SW846 3050B	SW846 6010B
Mercury	0.014		0.0016	0.011	1	mg/Kg	H	11/29/06	SW846 7471A	SW846 7471A
Mercury - TCLP	0.029	U	0.029	0.080	1	mg/L		09/21/06	SW846 7470A	SW846 7470A
Molybdenum	4.4		0.33	2.1	1	mg/Kg		12/01/06	SW846 3050B	SW846 6010B
Nickel	33		0.31	1.1	1	mg/Kg		11/30/06	SW846 3050B	SW846 6010B
Selenium	0.18	U	0.18	0.26	5	mg/Kg		12/05/06	SW846 3050B	SW846 6020
Selenium - TCLP	0.042	U	0.042	1.0	1	mg/L		09/20/06	SW846 3010A	SW846 6010B
Silver	0.024	B	0.013	0.26	5	mg/Kg	A	12/08/06	3050B Sec7.5	SW846 6020
Silver - TCLP	0.013	U	0.013	0.25	1	mg/L		09/20/06	SW846 3010A	SW846 6010B
Thallium	0.14	B	0.016	0.26	5	mg/Kg		12/05/06	SW846 3050B	SW846 6020
Vanadium	33		0.17	0.53	1	mg/Kg		11/30/06	SW846 3050B	SW846 6010B
Zinc	29		2.1	4.2	1	mg/Kg		11/30/06	SW846 3050B	SW846 6010B
Cyanide, Total	0.27	U	0.27	0.53	1	mg/kg		09/20/06	SW846 9012A	SW846 9012A
Percent Solids	94.5		---	---	1	%		09/16/06	SM M2540G	SM M2540G
pH, Laboratory	3.8		0.10	0.10	1	su		09/18/06	SW846 9045C	SW846 9045C

All soil results are reported on a dry weight basis unless otherwise noted.

Pace Analytical Services, Inc.

Analytical Report Number: 876062

1241 Bellevue Street
Green Bay, WI 54302
920-469-2436

Client : FOTH & VAN DYKE
Project Name : KEMC-EAGLE SOUTH
Project Number : 06W003
Field ID : KSB-1-3

Matrix Type : SOIL
Collection Date : 09/12/06
Report Date : 12/11/06
Lab Sample Number : 876062-003

INORGANICS

Test	Result		MDL	EQL	Dil.	Units	Code	Anl Date	Prep Method	Anl Method
Leach Date - Conventionals	DONE				1			09/18/06	SW846 1311	SW846 1311
Leach Date - Volatiles	DONE				1			09/18/06	SW846 1312	SW846 1312
Aluminum	18000		22	54	1	mg/Kg		11/30/06	SW846 3050B	SW846 6010B
Antimony	0.11	B	0.030	0.27	5	mg/Kg		12/08/06	3050B Sec7.5	SW846 6020
Arsenic	4.7		0.91	2.2	1	mg/Kg		11/30/06	SW846 3050B	SW846 6010B
Arsenic - TCLP	0.038	U	0.038	1.0	1	mg/L		09/20/06	SW846 3010A	SW846 6010B
Barium	110		0.11	0.54	1	mg/Kg		11/30/06	SW846 3050B	SW846 6010B
Barium - TCLP	0.82	B	0.0050	1.0	1	mg/L		09/20/06	SW846 3010A	SW846 6010B
Beryllium	1.0		0.087	0.44	1	mg/Kg		11/30/06	SW846 3050B	SW846 6010B
Boron	12		0.70	11	1	mg/Kg		11/30/06	SW846 3050B	SW846 6010B
Cadmium	0.18	B	0.055	0.54	1	mg/Kg		11/30/06	SW846 3050B	SW846 6010B
Cadmium - TCLP	0.0037	U	0.0037	0.25	1	mg/L		09/20/06	SW846 3010A	SW846 6010B
Chromium	32		0.16	0.54	1	mg/Kg		11/30/06	SW846 3050B	SW846 6010B
Chromium - TCLP	0.069	B	0.0066	0.25	1	mg/L		09/20/06	SW846 3010A	SW846 6010B
Cobalt	14		0.13	0.54	1	mg/Kg		11/30/06	SW846 3050B	SW846 6010B
Copper	41		0.17	1.1	1	mg/Kg		11/30/06	SW846 3050B	SW846 6010B
Iron	27000		5.4	11	1	mg/Kg		11/30/06	SW846 3050B	SW846 6010B
Lead	8.0		0.37	1.1	1	mg/Kg		11/30/06	SW846 3050B	SW846 6010B
Lead - TCLP	0.017	U	0.017	1.0	1	mg/L		09/20/06	SW846 3010A	SW846 6010B
Lithium	11		0.12	0.23	1	mg/kg		12/04/06	EPA 3020	EPA 6020
Magnesium	13000		11	22	1	mg/Kg		11/30/06	SW846 3050B	SW846 6010B
Manganese	470		0.17	0.54	1	mg/Kg		11/30/06	SW846 3050B	SW846 6010B
Mercury	0.013		0.0016	0.011	1	mg/Kg	H	11/29/06	SW846 7471A	SW846 7471A
Mercury - TCLP	0.029	U	0.029	0.080	1	mg/L		09/21/06	SW846 7470A	SW846 7470A
Molybdenum	0.87	B	0.34	2.2	1	mg/Kg		12/01/06	SW846 3050B	SW846 6010B
Nickel	32		0.31	1.1	1	mg/Kg		11/30/06	SW846 3050B	SW846 6010B
Selenium	0.19	B	0.18	0.27	5	mg/Kg		12/05/06	SW846 3050B	SW846 6020
Selenium - TCLP	0.042	U	0.042	1.0	1	mg/L		09/20/06	SW846 3010A	SW846 6010B
Silver	0.014	U	0.014	0.27	5	mg/Kg	A	12/08/06	3050B Sec7.5	SW846 6020
Silver - TCLP	0.013	U	0.013	0.25	1	mg/L		09/20/06	SW846 3010A	SW846 6010B
Thallium	0.071	B	0.016	0.27	5	mg/Kg		12/05/06	SW846 3050B	SW846 6020
Vanadium	50		0.17	0.54	1	mg/Kg		11/30/06	SW846 3050B	SW846 6010B
Zinc	57		2.2	4.4	1	mg/Kg		11/30/06	SW846 3050B	SW846 6010B
Cyanide, Total	0.22	U	0.22	0.42	1	mg/kg		09/20/06	SW846 9012A	SW846 9012A
Percent Solids	91.8		---	---	1	%		09/16/06	SM M2540G	SM M2540G
pH, Laboratory	10.8		0.100	0.100	1	su		09/18/06	SW846 9045C	SW846 9045C

VOLATILES

Prep Date: 09/18/06

Analyte	Result		MDL	EQL	Dil.	Units	Code	Anal Date	Prep Method	Anl Method
1,1,1,2-Tetrachloroethane	15	U	15	54	50	ug/Kg		09/18/06	SW846 5030B	SW846 8260B
1,1,1-Trichloroethane	10	U	10	54	50	ug/Kg		09/18/06	SW846 5030B	SW846 8260B
1,1,2,2-Tetrachloroethane	14	U	14	54	50	ug/Kg		09/18/06	SW846 5030B	SW846 8260B
1,1,2-Trichloroethane	22	U	22	54	50	ug/Kg		09/18/06	SW846 5030B	SW846 8260B
1,1-Dichloroethane	7.2	U	7.2	54	50	ug/Kg		09/18/06	SW846 5030B	SW846 8260B
1,1-Dichloroethene	17	U	17	54	50	ug/Kg		09/18/06	SW846 5030B	SW846 8260B
1,1-Dichloropropene	26	U	26	54	50	ug/Kg		09/18/06	SW846 5030B	SW846 8260B

All soil results are reported on a dry weight basis unless otherwise noted.

Pace Analytical Services, Inc.

Analytical Report Number: 876062

1241 Bellevue Street
Green Bay, WI 54302
920-469-2436

Client : FOTH & VAN DYKE
Project Name : KEMC-EAGLE SOUTH
Project Number : 06W003
Field ID : KSB-1-3

Matrix Type : SOIL
Collection Date : 09/12/06
Report Date : 12/11/06
Lab Sample Number : 876062-003

VOLATILES

Prep Date: 09/18/06

Analyte	Result		MDL	EQL	Dil.	Units	Code	Anal Date	Prep Method	Anl Method
1,2,3-Trichlorobenzene	19	U	19	54	50	ug/Kg		09/18/06	SW846 5030B	SW846 8260B
1,2,3-Trichloropropane	18	U	18	54	50	ug/Kg		09/18/06	SW846 5030B	SW846 8260B
1,2,4-Trichlorobenzene	19	U	19	54	50	ug/Kg		09/18/06	SW846 5030B	SW846 8260B
1,2,4-Trimethylbenzene	21	U	21	54	50	ug/Kg		09/18/06	SW846 5030B	SW846 8260B
1,2-Dibromo-3-chloropropane	90	U	90	110	50	ug/Kg		09/18/06	SW846 5030B	SW846 8260B
1,2-Dibromoethane	16	U	16	54	50	ug/Kg		09/18/06	SW846 5030B	SW846 8260B
1,2-Dichlorobenzene	48	U	48	54	50	ug/Kg		09/18/06	SW846 5030B	SW846 8260B
1,2-Dichloroethane	14	U	14	54	50	ug/Kg		09/18/06	SW846 5030B	SW846 8260B
1,2-Dichloropropane	9.3	U	9.3	54	50	ug/Kg		09/18/06	SW846 5030B	SW846 8260B
1,3,5-Trimethylbenzene	10	U	10	54	50	ug/Kg		09/18/06	SW846 5030B	SW846 8260B
1,3-Dichlorobenzene	14	U	14	54	50	ug/Kg		09/18/06	SW846 5030B	SW846 8260B
1,3-Dichloropropane	18	U	18	54	50	ug/Kg		09/18/06	SW846 5030B	SW846 8260B
1,4-Dichlorobenzene	20	U	20	54	50	ug/Kg		09/18/06	SW846 5030B	SW846 8260B
2,2-Dichloropropane	10	U	10	54	50	ug/Kg		09/18/06	SW846 5030B	SW846 8260B
2-Chlorotoluene	15	U	15	54	50	ug/Kg		09/18/06	SW846 5030B	SW846 8260B
4-Chlorotoluene	19	U	19	54	50	ug/Kg		09/18/06	SW846 5030B	SW846 8260B
Benzene	12	U	12	54	50	ug/Kg		09/18/06	SW846 5030B	SW846 8260B
Bromobenzene	16	U	16	54	50	ug/Kg		09/18/06	SW846 5030B	SW846 8260B
Bromochloromethane	16	U	16	54	50	ug/Kg		09/18/06	SW846 5030B	SW846 8260B
Bromodichloromethane	10	U	10	54	50	ug/Kg		09/18/06	SW846 5030B	SW846 8260B
Bromoform	28	U	28	54	50	ug/Kg		09/18/06	SW846 5030B	SW846 8260B
Bromomethane	24	U	24	54	50	ug/Kg		09/18/06	SW846 5030B	SW846 8260B
Carbon Tetrachloride	11	U	11	54	50	ug/Kg		09/18/06	SW846 5030B	SW846 8260B
Chlorobenzene	8.9	U	8.9	54	50	ug/Kg		09/18/06	SW846 5030B	SW846 8260B
Chlorodibromomethane	11	U	11	54	50	ug/Kg		09/18/06	SW846 5030B	SW846 8260B
Chloroethane	24	U	24	54	50	ug/Kg		09/18/06	SW846 5030B	SW846 8260B
Chloroform	7.9	U	7.9	54	50	ug/Kg		09/18/06	SW846 5030B	SW846 8260B
Chloromethane	11	U	11	54	50	ug/Kg		09/18/06	SW846 5030B	SW846 8260B
cis-1,2-Dichloroethene	9.0	U	9.0	54	50	ug/Kg		09/18/06	SW846 5030B	SW846 8260B
cis-1,3-Dichloropropene	10	U	10	54	50	ug/Kg		09/18/06	SW846 5030B	SW846 8260B
Dibromomethane	11	U	11	54	50	ug/Kg		09/18/06	SW846 5030B	SW846 8260B
Dichlorodifluoromethane	9.1	U	9.1	54	50	ug/Kg		09/18/06	SW846 5030B	SW846 8260B
Diisopropyl Ether	7.5	U	7.5	54	50	ug/Kg		09/18/06	SW846 5030B	SW846 8260B
Ethylbenzene	11	U	11	54	50	ug/Kg		09/18/06	SW846 5030B	SW846 8260B
Fluorotrichloromethane	8.8	U	8.8	54	50	ug/Kg		09/18/06	SW846 5030B	SW846 8260B
Hexachlorobutadiene	29	U	29	54	50	ug/Kg		09/18/06	SW846 5030B	SW846 8260B
Isopropylbenzene	5.9	U	5.9	54	50	ug/Kg		09/18/06	SW846 5030B	SW846 8260B
Methylene Chloride	8.9	U	8.9	54	50	ug/Kg		09/18/06	SW846 5030B	SW846 8260B
Methyl-tert-butyl-ether	9.9	U	9.9	54	50	ug/Kg		09/18/06	SW846 5030B	SW846 8260B
Naphthalene	22	J	16	54	50	ug/Kg		09/18/06	SW846 5030B	SW846 8260B
n-Butylbenzene	44	U	44	54	50	ug/Kg		09/18/06	SW846 5030B	SW846 8260B
n-Propylbenzene	11	U	11	54	50	ug/Kg		09/18/06	SW846 5030B	SW846 8260B
p-Isopropyltoluene	22	U	22	54	50	ug/Kg		09/18/06	SW846 5030B	SW846 8260B
s-Butylbenzene	8.7	U	8.7	54	50	ug/Kg		09/18/06	SW846 5030B	SW846 8260B
Styrene	13	U	13	54	50	ug/Kg		09/18/06	SW846 5030B	SW846 8260B
t-Butylbenzene	13	U	13	54	50	ug/Kg		09/18/06	SW846 5030B	SW846 8260B
Tetrachloroethene	12	U	12	54	50	ug/Kg		09/18/06	SW846 5030B	SW846 8260B
Toluene	8.4	U	8.4	54	50	ug/Kg		09/18/06	SW846 5030B	SW846 8260B

All soil results are reported on a dry weight basis unless otherwise noted.

Pace Analytical Services, Inc.

1241 Bellevue Street
Green Bay, WI 54302
920-469-2436

Analytical Report Number: 876062

Client : FOTH & VAN DYKE
Project Name : KEMC-EAGLE SOUTH
Project Number : 06W003
Field ID : KSB-1-3

Matrix Type : SOIL
Collection Date : 09/12/06
Report Date : 12/11/06
Lab Sample Number : 876062-003

VOLATILES

Prep Date: 09/18/06

Analyte	Result		MDL	EQL	Dil.	Units	Code	Anal Date	Prep Method	Anl Method
trans-1,2-Dichloroethene	20	U	20	54	50	ug/Kg		09/18/06	SW846 5030B	SW846 8260B
trans-1,3-Dichloropropene	11	U	11	54	50	ug/Kg		09/18/06	SW846 5030B	SW846 8260B
Trichloroethene	11	U	11	54	50	ug/Kg		09/18/06	SW846 5030B	SW846 8260B
Vinyl Chloride	11	U	11	54	50	ug/Kg		09/18/06	SW846 5030B	SW846 8260B
Xylene, m + p	16	U	16	110	50	ug/Kg		09/18/06	SW846 5030B	SW846 8260B
Xylene, o	7.5	U	7.5	54	50	ug/Kg		09/18/06	SW846 5030B	SW846 8260B
Surrogate			**LCL**	**UCL**						
4-Bromofluorobenzene	103		64	133	50	%		09/18/06	SW846 5030B	SW846 8260B
Toluene-d8	114		67	139	50	%		09/18/06	SW846 5030B	SW846 8260B
Dibromofluoromethane	98		64	140	50	%		09/18/06	SW846 5030B	SW846 8260B

VOLATILES - SPLP

Prep Date: 09/21/06

Analyte	Result		MDL	EQL	Dil.	Units	Code	Anal Date	Prep Method	Anl Method
1,1,1,2-Tetrachloroethane	0.0046	U	0.0046	0.0050	5	mg/L		09/20/06	SW846 5030B	SW846 8260B
1,1,1-Trichloroethane	0.0045	U	0.0045	0.0050	5	mg/L		09/20/06	SW846 5030B	SW846 8260B
1,1,2,2-Tetrachloroethane	0.0010	U	0.0010	0.0050	5	mg/L		09/20/06	SW846 5030B	SW846 8260B
1,1,2-Trichloroethane	0.0021	U	0.0021	0.0050	5	mg/L		09/20/06	SW846 5030B	SW846 8260B
1,1-Dichloroethane	0.0038	U	0.0038	0.0050	5	mg/L		09/20/06	SW846 5030B	SW846 8260B
1,1-Dichloroethene	0.0028	U	0.0028	0.0050	5	mg/L		09/20/06	SW846 5030B	SW846 8260B
1,1-Dichloropropene	0.0038	U	0.0038	0.0050	5	mg/L		09/20/06	SW846 5030B	SW846 8260B
1,2,3-Trichlorobenzene	0.0037	U	0.0037	0.0050	5	mg/L		09/20/06	SW846 5030B	SW846 8260B
1,2,3-Trichloropropane	0.0050	U	0.0050	0.0050	5	mg/L		09/20/06	SW846 5030B	SW846 8260B
1,2,4-Trichlorobenzene	0.0048	U	0.0048	0.0050	5	mg/L		09/20/06	SW846 5030B	SW846 8260B
1,2,4-Trimethylbenzene	0.0048	U	0.0048	0.0050	5	mg/L		09/20/06	SW846 5030B	SW846 8260B
1,2-Dibromo-3-chloropropane	0.0044	U	0.0044	0.0050	5	mg/L		09/20/06	SW846 5030B	SW846 8260B
1,2-Dibromoethane	0.0028	U	0.0028	0.0050	5	mg/L		09/20/06	SW846 5030B	SW846 8260B
1,2-Dichlorobenzene	0.0041	U	0.0041	0.0050	5	mg/L		09/20/06	SW846 5030B	SW846 8260B
1,2-Dichloroethane	0.0018	U	0.0018	0.0050	5	mg/L		09/20/06	SW846 5030B	SW846 8260B
1,2-Dichloropropane	0.0023	U	0.0023	0.0050	5	mg/L		09/20/06	SW846 5030B	SW846 8260B
1,3,5-Trimethylbenzene	0.0041	U	0.0041	0.0050	5	mg/L		09/20/06	SW846 5030B	SW846 8260B
1,3-Dichlorobenzene	0.0044	U	0.0044	0.0050	5	mg/L		09/20/06	SW846 5030B	SW846 8260B
1,3-Dichloropropane	0.0030	U	0.0030	0.0050	5	mg/L		09/20/06	SW846 5030B	SW846 8260B
1,4-Dichlorobenzene	0.0048	U	0.0048	0.0050	5	mg/L		09/20/06	SW846 5030B	SW846 8260B
2,2-Dichloropropane	0.0031	U	0.0031	0.0050	5	mg/L		09/20/06	SW846 5030B	SW846 8260B
2-Chlorotoluene	0.0042	U	0.0042	0.0050	5	mg/L		09/20/06	SW846 5030B	SW846 8260B
4-Chlorotoluene	0.0037	U	0.0037	0.0050	5	mg/L		09/20/06	SW846 5030B	SW846 8260B
Benzene	0.0020	U	0.0020	0.0050	5	mg/L		09/20/06	SW846 5030B	SW846 8260B
Bromobenzene	0.0041	U	0.0041	0.0050	5	mg/L		09/20/06	SW846 5030B	SW846 8260B
Bromochloromethane	0.0048	U	0.0048	0.0050	5	mg/L		09/20/06	SW846 5030B	SW846 8260B
Bromodichloromethane	0.0028	U	0.0028	0.0050	5	mg/L		09/20/06	SW846 5030B	SW846 8260B
Bromoform	0.0047	U	0.0047	0.0050	5	mg/L		09/20/06	SW846 5030B	SW846 8260B
Bromomethane	0.0046	U	0.0046	0.0050	5	mg/L		09/20/06	SW846 5030B	SW846 8260B
Carbon Tetrachloride	0.0025	U	0.0025	0.0050	5	mg/L		09/20/06	SW846 5030B	SW846 8260B
Chlorobenzene	0.0020	U	0.0020	0.0050	5	mg/L		09/20/06	SW846 5030B	SW846 8260B
Chlorodibromomethane	0.0041	U	0.0041	0.0050	5	mg/L		09/20/06	SW846 5030B	SW846 8260B
Chloroethane	0.0048	U	0.0048	0.0050	5	mg/L		09/20/06	SW846 5030B	SW846 8260B
Chloroform	0.0018	U	0.0018	0.0050	5	mg/L		09/20/06	SW846 5030B	SW846 8260B
Chloromethane	0.0012	U	0.0012	0.0050	5	mg/L		09/20/06	SW846 5030B	SW846 8260B

All soil results are reported on a dry weight basis unless otherwise noted.

Pace Analytical Services, Inc.

1241 Bellevue Street
Green Bay, WI 54302
920-469-2436

Analytical Report Number: 876062

Client : FOTH & VAN DYKE
Project Name : KEMC-EAGLE SOUTH
Project Number : 06W003
Field ID : KSB-1-3

Matrix Type : SOIL
Collection Date : 09/12/06
Report Date : 12/11/06
Lab Sample Number : 876062-003

VOLATILES - SPLP

Prep Date: 09/21/06

Analyte	Result		MDL	EQL	Dil.	Units	Code	Anal Date	Prep Method	Ani Method
cis-1,2-Dichloroethene	0.0041	U	0.0041	0.0050	5	mg/L		09/20/06	SW846 5030B	SW846 8260B
cis-1,3-Dichloropropene	9.5E-4	U	9.5E-4	0.0050	5	mg/L		09/20/06	SW846 5030B	SW846 8260B
Dibromomethane	0.0030	U	0.0030	0.0050	5	mg/L		09/20/06	SW846 5030B	SW846 8260B
Dichlorodifluoromethane	0.0050	U	0.0050	0.0050	5	mg/L		09/20/06	SW846 5030B	SW846 8260B
Diisopropyl Ether	0.0038	U	0.0038	0.0050	5	mg/L		09/20/06	SW846 5030B	SW846 8260B
Ethylbenzene	0.0027	U	0.0027	0.0050	5	mg/L		09/20/06	SW846 5030B	SW846 8260B
Fluorotrichloromethane	0.0040	U	0.0040	0.0050	5	mg/L		09/20/06	SW846 5030B	SW846 8260B
Hexachlorobutadiene	0.0034	U	0.0034	0.0050	5	mg/L		09/20/06	SW846 5030B	SW846 8260B
Isopropylbenzene	0.0030	U	0.0030	0.0050	5	mg/L		09/20/06	SW846 5030B	SW846 8260B
Methylene Chloride	0.055		0.0022	0.0050	5	mg/L	X	09/20/06	SW846 5030B	SW846 8260B
Methyl-tert-butyl-ether	0.0030	U	0.0030	0.0050	5	mg/L		09/20/06	SW846 5030B	SW846 8260B
Naphthalene	0.0037	U	0.0037	0.0050	5	mg/L		09/20/06	SW846 5030B	SW846 8260B
n-Butylbenzene	0.0047	U	0.0047	0.0050	5	mg/L		09/20/06	SW846 5030B	SW846 8260B
n-Propylbenzene	0.0041	U	0.0041	0.0050	5	mg/L		09/20/06	SW846 5030B	SW846 8260B
p-Isopropyltoluene	0.0034	U	0.0034	0.0050	5	mg/L		09/20/06	SW846 5030B	SW846 8260B
s-Butylbenzene	0.0044	U	0.0044	0.0050	5	mg/L		09/20/06	SW846 5030B	SW846 8260B
Styrene	0.0043	U	0.0043	0.0050	5	mg/L		09/20/06	SW846 5030B	SW846 8260B
t-Butylbenzene	0.0048	U	0.0048	0.0050	5	mg/L		09/20/06	SW846 5030B	SW846 8260B
Tetrachloroethene	0.0022	U	0.0022	0.0050	5	mg/L		09/20/06	SW846 5030B	SW846 8260B
Toluene	0.0034	U	0.0034	0.0050	5	mg/L		09/20/06	SW846 5030B	SW846 8260B
trans-1,2-Dichloroethene	0.0044	U	0.0044	0.0050	5	mg/L		09/20/06	SW846 5030B	SW846 8260B
trans-1,3-Dichloropropene	9.5E-4	U	9.5E-4	0.0050	5	mg/L		09/20/06	SW846 5030B	SW846 8260B
Trichloroethene	0.0024	U	0.0024	0.0050	5	mg/L		09/20/06	SW846 5030B	SW846 8260B
Vinyl Chloride	9.0E-4	U	9.0E-4	0.0050	5	mg/L		09/20/06	SW846 5030B	SW846 8260B
Xylene, m + p	0.0090	U	0.0090	0.010	5	mg/L		09/20/06	SW846 5030B	SW846 8260B
Xylene, o	0.0041	U	0.0041	0.0050	5	mg/L		09/20/06	SW846 5030B	SW846 8260B
Surrogate			**LCL**	**UCL**						
4-Bromofluorobenzene	99		64	132	5	%		09/20/06	SW846 5030B	SW846 8260B
Toluene-d8	104		73	127	5	%		09/20/06	SW846 5030B	SW846 8260B
Dibromofluoromethane	103		68	122	5	%		09/20/06	SW846 5030B	SW846 8260B

PAH/PNA

Prep Date: 09/18/06

Analyte	Result		MDL	EQL	Dil.	Units	Code	Anal Date	Prep Method	Ani Method
Acenaphthene	6.8	J	3.2	27	1	ug/Kg		09/18/06	SW846 3545	8270C-SIM
Acenaphthylene	3.1	U	3.1	27	1	ug/Kg		09/18/06	SW846 3545	8270C-SIM
Anthracene	4.1	J	3.9	27	1	ug/Kg		09/18/06	SW846 3545	8270C-SIM
Benzo(a)anthracene	5.8	U	5.8	27	1	ug/Kg		09/18/06	SW846 3545	8270C-SIM
Benzo(a)pyrene	4.0	J	3.1	27	1	ug/Kg		09/18/06	SW846 3545	8270C-SIM
Benzo(b)fluoranthene	3.1	J	3.1	27	1	ug/Kg		09/18/06	SW846 3545	8270C-SIM
Benzo(ghi)perylene	3.9	U	3.9	27	1	ug/Kg		09/18/06	SW846 3545	8270C-SIM
Benzo(k)fluoranthene	3.3	U	3.3	27	1	ug/Kg		09/18/06	SW846 3545	8270C-SIM
Chrysene	5.9	J	4.8	27	1	ug/Kg		09/18/06	SW846 3545	8270C-SIM
Dibenz(a,h)anthracene	3.0	U	3.0	27	1	ug/Kg		09/18/06	SW846 3545	8270C-SIM
Fluoranthene	3.7	J	3.1	27	1	ug/Kg		09/18/06	SW846 3545	8270C-SIM
Fluorene	13	J	3.7	27	1	ug/Kg		09/18/06	SW846 3545	8270C-SIM
Indeno(1,2,3-cd)pyrene	2.7	U	2.7	27	1	ug/Kg		09/18/06	SW846 3545	8270C-SIM
Naphthalene	18	J	4.4	27	1	ug/Kg		09/18/06	SW846 3545	8270C-SIM
Phenanthrene	26	J	3.2	27	1	ug/Kg		09/18/06	SW846 3545	8270C-SIM

All soil results are reported on a dry weight basis unless otherwise noted.

Pace Analytical Services, Inc.

1241 Bellevue Street
Green Bay, WI 54302
920-469-2436

Analytical Report Number: 876062

Client : FOTH & VAN DYKE
Project Name : KEMC-EAGLE SOUTH
Project Number : 06W003
Field ID : KSB-1-3

Matrix Type : SOIL
Collection Date : 09/12/06
Report Date : 12/11/06
Lab Sample Number : 876062-003

PAH/PNA

Prep Date: 09/18/06

Analyte	Result		MDL	EQL	Dil.	Units	Code	Anal Date	Prep Method	Anl Method
Pyrene	9.8	J	2.7	27	1	ug/Kg		09/18/06	SW846 3545	8270C-SIM
Surrogate			**LCL**	**UCL**						
Nitrobenzene-d5	70		10	141	1	%		09/18/06	SW846 3545	8270C-SIM
2-Fluorobiphenyl	67		10	161	1	%		09/18/06	SW846 3545	8270C-SIM
Terphenyl-d14	50		29	150	1	%		09/18/06	SW846 3545	8270C-SIM

All soil results are reported on a dry weight basis unless otherwise noted.

Pace Analytical Services, Inc.

1241 Bellevue Street
Green Bay, WI 54302
920-469-2436

Analytical Report Number: 876062

Client : FOTH & VAN DYKE
Project Name : KEMC-EAGLE SOUTH
Project Number : 06W003
Field ID : KSB-3-1

Matrix Type : SOIL
Collection Date : 09/12/06
Report Date : 12/11/06
Lab Sample Number : 876062-004

INORGANICS

Test	Result		MDL	EQL	Dil.	Units	Code	Anl Date	Prep Method	Anl Method
Leach Date - Conventionals	DONE				1			09/18/06	SW846 1311	SW846 1311
Aluminum	19000		22	55	1	mg/Kg		11/30/06	SW846 3050B	SW846 6010B
Antimony	0.82		0.031	0.28	5	mg/Kg		12/08/06	3050B Sec7.5	SW846 6020
Arsenic	3.6		0.93	2.2	1	mg/Kg		11/30/06	SW846 3050B	SW846 6010B
Arsenic - TCLP	0.038	U	0.038	1.0	1	mg/L		09/20/06	SW846 3010A	SW846 6010B
Barium	120		0.11	0.55	1	mg/Kg		11/30/06	SW846 3050B	SW846 6010B
Barium - TCLP	0.37	B	0.0050	1.0	1	mg/L		09/20/06	SW846 3010A	SW846 6010B
Beryllium	1.1		0.089	0.44	1	mg/Kg		11/30/06	SW846 3050B	SW846 6010B
Boron	12		0.72	11	1	mg/Kg		11/30/06	SW846 3050B	SW846 6010B
Cadmium	0.15	B	0.056	0.55	1	mg/Kg		11/30/06	SW846 3050B	SW846 6010B
Cadmium - TCLP	0.0037	U	0.0037	0.25	1	mg/L		09/20/06	SW846 3010A	SW846 6010B
Chromium	32		0.17	0.55	1	mg/Kg		11/30/06	SW846 3050B	SW846 6010B
Chromium - TCLP	0.0066	U	0.0066	0.25	1	mg/L		09/20/06	SW846 3010A	SW846 6010B
Cobalt	9.8		0.13	0.55	1	mg/Kg		11/30/06	SW846 3050B	SW846 6010B
Copper	34		0.17	1.1	1	mg/Kg		11/30/06	SW846 3050B	SW846 6010B
Iron	25000		5.5	11	1	mg/Kg		11/30/06	SW846 3050B	SW846 6010B
Lead	7.5		0.37	1.1	1	mg/Kg		11/30/06	SW846 3050B	SW846 6010B
Lead - TCLP	0.017	U	0.017	1.0	1	mg/L		09/20/06	SW846 3010A	SW846 6010B
Lithium	3.0		0.12	0.24	1	mg/kg		12/04/06	EPA 3020	EPA 6020
Magnesium	13000		11	22	1	mg/Kg		11/30/06	SW846 3050B	SW846 6010B
Manganese	390		0.17	0.55	1	mg/Kg		11/30/06	SW846 3050B	SW846 6010B
Mercury	0.0080	B	0.0017	0.011	1	mg/Kg	H	11/29/06	SW846 7471A	SW846 7471A
Mercury - TCLP	0.029	U	0.029	0.080	1	mg/L		09/21/06	SW846 7470A	SW846 7470A
Molybdenum	0.71	B	0.35	2.2	1	mg/Kg		12/01/06	SW846 3050B	SW846 6010B
Nickel	29		0.32	1.1	1	mg/Kg		11/30/06	SW846 3050B	SW846 6010B
Selenium	0.19	U	0.19	0.28	5	mg/Kg		12/05/06	SW846 3050B	SW846 6020
Selenium - TCLP	0.042	U	0.042	1.0	1	mg/L		09/20/06	SW846 3010A	SW846 6010B
Silver	0.50		0.014	0.28	5	mg/Kg	A	12/08/06	3050B Sec7.5	SW846 6020
Silver - TCLP	0.013	U	0.013	0.25	1	mg/L		09/20/06	SW846 3010A	SW846 6010B
Thallium	0.016	U	0.016	0.28	5	mg/Kg		12/05/06	SW846 3050B	SW846 6020
Vanadium	45		0.18	0.55	1	mg/Kg		11/30/06	SW846 3050B	SW846 6010B
Zinc	51		2.2	4.4	1	mg/Kg		11/30/06	SW846 3050B	SW846 6010B
Cyanide, Total	0.21	U	0.21	0.42	1	mg/kg		09/20/06	SW846 9012A	SW846 9012A
Percent Solids	90.2		---	---	1	%		09/16/06	SM M2540G	SM M2540G
pH, Laboratory	4.0		0.10	0.10	1	su		09/18/06	SW846 9045C	SW846 9045C

All soil results are reported on a dry weight basis unless otherwise noted.

Pace Analytical Services, Inc.

1241 Bellevue Street
Green Bay, WI 54302
920-469-2436

Analytical Report Number: 876062

Client : FOTH & VAN DYKE
Project Name : KEMC-EAGLE SOUTH
Project Number : 06W003
Field ID : KSB-3-3,4'-6'

Matrix Type : SOIL
Collection Date : 09/12/06
Report Date : 12/11/06
Lab Sample Number : 876062-005

INORGANICS

Test	Result	MDL	EQL	Dil.	Units	Code	Anl Date	Prep Method	Anl Method
Leach Date - Volatiles	DONE			1			09/18/06	SW846 1312	SW846 1312
Percent Solids	92.6	---	---	1	%		09/16/06	SM M2540G	SM M2540G

VOLATILES

Prep Date: 09/18/06

Analyte	Result		MDL	EQL	Dil.	Units	Code	Anal Date	Prep Method	Anl Method
1,1,1,2-Tetrachloroethane	15	U	15	54	50	ug/Kg		09/18/06	SW846 5030B	SW846 8260B
1,1,1-Trichloroethane	10	U	10	54	50	ug/Kg		09/18/06	SW846 5030B	SW846 8260B
1,1,2,2-Tetrachloroethane	14	U	14	54	50	ug/Kg		09/18/06	SW846 5030B	SW846 8260B
1,1,2-Trichloroethane	22	U	22	54	50	ug/Kg		09/18/06	SW846 5030B	SW846 8260B
1,1-Dichloroethane	7.1	U	7.1	54	50	ug/Kg		09/18/06	SW846 5030B	SW846 8260B
1,1-Dichloroethene	17	U	17	54	50	ug/Kg		09/18/06	SW846 5030B	SW846 8260B
1,1-Dichloropropene	25	U	25	54	50	ug/Kg		09/18/06	SW846 5030B	SW846 8260B
1,2,3-Trichlorobenzene	18	U	18	54	50	ug/Kg		09/18/06	SW846 5030B	SW846 8260B
1,2,3-Trichloropropane	18	U	18	54	50	ug/Kg		09/18/06	SW846 5030B	SW846 8260B
1,2,4-Trichlorobenzene	19	U	19	54	50	ug/Kg		09/18/06	SW846 5030B	SW846 8260B
1,2,4-Trimethylbenzene	20	U	20	54	50	ug/Kg		09/18/06	SW846 5030B	SW846 8260B
1,2-Dibromo-3-chloropropane	89	U	89	110	50	ug/Kg		09/18/06	SW846 5030B	SW846 8260B
1,2-Dibromoethane	15	U	15	54	50	ug/Kg		09/18/06	SW846 5030B	SW846 8260B
1,2-Dichlorobenzene	48	U	48	54	50	ug/Kg		09/18/06	SW846 5030B	SW846 8260B
1,2-Dichloroethane	14	U	14	54	50	ug/Kg		09/18/06	SW846 5030B	SW846 8260B
1,2-Dichloropropane	9.2	U	9.2	54	50	ug/Kg		09/18/06	SW846 5030B	SW846 8260B
1,3,5-Trimethylbenzene	9.9	U	9.9	54	50	ug/Kg		09/18/06	SW846 5030B	SW846 8260B
1,3-Dichlorobenzene	14	U	14	54	50	ug/Kg		09/18/06	SW846 5030B	SW846 8260B
1,3-Dichloropropane	17	U	17	54	50	ug/Kg		09/18/06	SW846 5030B	SW846 8260B
1,4-Dichlorobenzene	20	U	20	54	50	ug/Kg		09/18/06	SW846 5030B	SW846 8260B
2,2-Dichloropropane	10	U	10	54	50	ug/Kg		09/18/06	SW846 5030B	SW846 8260B
2-Chlorotoluene	14	U	14	54	50	ug/Kg		09/18/06	SW846 5030B	SW846 8260B
4-Chlorotoluene	19	U	19	54	50	ug/Kg		09/18/06	SW846 5030B	SW846 8260B
Benzene	12	U	12	54	50	ug/Kg		09/18/06	SW846 5030B	SW846 8260B
Bromobenzene	16	U	16	54	50	ug/Kg		09/18/06	SW846 5030B	SW846 8260B
Bromochloromethane	16	U	16	54	50	ug/Kg		09/18/06	SW846 5030B	SW846 8260B
Bromodichloromethane	10	U	10	54	50	ug/Kg		09/18/06	SW846 5030B	SW846 8260B
Bromoform	28	U	28	54	50	ug/Kg		09/18/06	SW846 5030B	SW846 8260B
Bromomethane	24	U	24	54	50	ug/Kg		09/18/06	SW846 5030B	SW846 8260B
Carbon Tetrachloride	11	U	11	54	50	ug/Kg		09/18/06	SW846 5030B	SW846 8260B
Chlorobenzene	8.8	U	8.8	54	50	ug/Kg		09/18/06	SW846 5030B	SW846 8260B
Chlorodibromomethane	11	U	11	54	50	ug/Kg		09/18/06	SW846 5030B	SW846 8260B
Chloroethane	24	U	24	54	50	ug/Kg		09/18/06	SW846 5030B	SW846 8260B
Chloroform	7.8	U	7.8	54	50	ug/Kg		09/18/06	SW846 5030B	SW846 8260B
Chloromethane	11	U	11	54	50	ug/Kg		09/18/06	SW846 5030B	SW846 8260B
cis-1,2-Dichloroethene	9.0	U	9.0	54	50	ug/Kg		09/18/06	SW846 5030B	SW846 8260B
cis-1,3-Dichloropropene	10	U	10	54	50	ug/Kg		09/18/06	SW846 5030B	SW846 8260B
Dibromomethane	10	U	10	54	50	ug/Kg		09/18/06	SW846 5030B	SW846 8260B
Dichlorodifluoromethane	9.0	U	9.0	54	50	ug/Kg		09/18/06	SW846 5030B	SW846 8260B
Diisopropyl Ether	7.4	U	7.4	54	50	ug/Kg		09/18/06	SW846 5030B	SW846 8260B
Ethylbenzene	11	U	11	54	50	ug/Kg		09/18/06	SW846 5030B	SW846 8260B
Fluorotrichloromethane	8.7	U	8.7	54	50	ug/Kg		09/18/06	SW846 5030B	SW846 8260B
Hexachlorobutadiene	28	U	28	54	50	ug/Kg		09/18/06	SW846 5030B	SW846 8260B

All soil results are reported on a dry weight basis unless otherwise noted.

Pace Analytical Services, Inc.

Analytical Report Number: 876062

1241 Bellevue Street
Green Bay, WI 54302
920-469-2436

Client : FOTH & VAN DYKE
Project Name : KEMC-EAGLE SOUTH
Project Number : 06W003
Field ID : KSB-3-3,4'-6'

Matrix Type : SOIL
Collection Date : 09/12/06
Report Date : 12/11/06
Lab Sample Number : 876062-005

VOLATILES

Prep Date: 09/18/06

Analyte	Result		MDL	EQL	Dil.	Units	Code	Anal Date	Prep Method	Anl Method
Isopropylbenzene	5.9	U	5.9	54	50	ug/Kg		09/18/06	SW846 5030B	SW846 8260B
Methylene Chloride	8.8	U	8.8	54	50	ug/Kg		09/18/06	SW846 5030B	SW846 8260B
Methyl-tert-butyl-ether	9.8	U	9.8	54	50	ug/Kg		09/18/06	SW846 5030B	SW846 8260B
Naphthalene	16	U	16	54	50	ug/Kg		09/18/06	SW846 5030B	SW846 8260B
n-Butylbenzene	44	U	44	54	50	ug/Kg		09/18/06	SW846 5030B	SW846 8260B
n-Propylbenzene	11	U	11	54	50	ug/Kg		09/18/06	SW846 5030B	SW846 8260B
p-Isopropyltoluene	21	U	21	54	50	ug/Kg		09/18/06	SW846 5030B	SW846 8260B
s-Butylbenzene	8.6	U	8.6	54	50	ug/Kg		09/18/06	SW846 5030B	SW846 8260B
Styrene	13	U	13	54	50	ug/Kg		09/18/06	SW846 5030B	SW846 8260B
t-Butylbenzene	13	U	13	54	50	ug/Kg		09/18/06	SW846 5030B	SW846 8260B
Tetrachloroethene	12	U	12	54	50	ug/Kg		09/18/06	SW846 5030B	SW846 8260B
Toluene	8.3	U	8.3	54	50	ug/Kg		09/18/06	SW846 5030B	SW846 8260B
trans-1,2-Dichloroethene	20	U	20	54	50	ug/Kg		09/18/06	SW846 5030B	SW846 8260B
trans-1,3-Dichloropropene	11	U	11	54	50	ug/Kg		09/18/06	SW846 5030B	SW846 8260B
Trichloroethene	10	U	10	54	50	ug/Kg		09/18/06	SW846 5030B	SW846 8260B
Vinyl Chloride	11	U	11	54	50	ug/Kg		09/18/06	SW846 5030B	SW846 8260B
Xylene, m + p	16	U	16	110	50	ug/Kg		09/18/06	SW846 5030B	SW846 8260B
Xylene, o	7.4	U	7.4	54	50	ug/Kg		09/18/06	SW846 5030B	SW846 8260B
Surrogate			**LCL**	**UCL**						
4-Bromofluorobenzene	105		64	133	50	%		09/18/06	SW846 5030B	SW846 8260B
Toluene-d8	115		67	139	50	%		09/18/06	SW846 5030B	SW846 8260B
Dibromofluoromethane	106		64	140	50	%		09/18/06	SW846 5030B	SW846 8260B

VOLATILES - SPLP

Prep Date: 09/21/06

Analyte	Result		MDL	EQL	Dil.	Units	Code	Anal Date	Prep Method	Anl Method
1,1,1,2-Tetrachloroethane	0.0046	U	0.0046	0.0050	5	mg/L		09/20/06	SW846 5030B	SW846 8260B
1,1,1-Trichloroethane	0.0045	U	0.0045	0.0050	5	mg/L		09/20/06	SW846 5030B	SW846 8260B
1,1,2,2-Tetrachloroethane	0.0010	U	0.0010	0.0050	5	mg/L		09/20/06	SW846 5030B	SW846 8260B
1,1,2-Trichloroethane	0.0021	U	0.0021	0.0050	5	mg/L		09/20/06	SW846 5030B	SW846 8260B
1,1-Dichloroethane	0.0038	U	0.0038	0.0050	5	mg/L		09/20/06	SW846 5030B	SW846 8260B
1,1-Dichloroethene	0.0028	U	0.0028	0.0050	5	mg/L		09/20/06	SW846 5030B	SW846 8260B
1,1-Dichloropropene	0.0038	U	0.0038	0.0050	5	mg/L		09/20/06	SW846 5030B	SW846 8260B
1,2,3-Trichlorobenzene	0.0037	U	0.0037	0.0050	5	mg/L		09/20/06	SW846 5030B	SW846 8260B
1,2,3-Trichloropropane	0.0050	U	0.0050	0.0050	5	mg/L		09/20/06	SW846 5030B	SW846 8260B
1,2,4-Trichlorobenzene	0.0048	U	0.0048	0.0050	5	mg/L		09/20/06	SW846 5030B	SW846 8260B
1,2,4-Trimethylbenzene	0.0048	U	0.0048	0.0050	5	mg/L		09/20/06	SW846 5030B	SW846 8260B
1,2-Dibromo-3-chloropropane	0.0044	U	0.0044	0.0050	5	mg/L		09/20/06	SW846 5030B	SW846 8260B
1,2-Dibromoethane	0.0028	U	0.0028	0.0050	5	mg/L		09/20/06	SW846 5030B	SW846 8260B
1,2-Dichlorobenzene	0.0041	U	0.0041	0.0050	5	mg/L		09/20/06	SW846 5030B	SW846 8260B
1,2-Dichloroethane	0.0018	U	0.0018	0.0050	5	mg/L		09/20/06	SW846 5030B	SW846 8260B
1,2-Dichloropropane	0.0023	U	0.0023	0.0050	5	mg/L		09/20/06	SW846 5030B	SW846 8260B
1,3,5-Trimethylbenzene	0.0041	U	0.0041	0.0050	5	mg/L		09/20/06	SW846 5030B	SW846 8260B
1,3-Dichlorobenzene	0.0044	U	0.0044	0.0050	5	mg/L		09/20/06	SW846 5030B	SW846 8260B
1,3-Dichloropropane	0.0030	U	0.0030	0.0050	5	mg/L		09/20/06	SW846 5030B	SW846 8260B
1,4-Dichlorobenzene	0.0048	U	0.0048	0.0050	5	mg/L		09/20/06	SW846 5030B	SW846 8260B
2,2-Dichloropropane	0.0031	U	0.0031	0.0050	5	mg/L		09/20/06	SW846 5030B	SW846 8260B
2-Chlorotoluene	0.0042	U	0.0042	0.0050	5	mg/L		09/20/06	SW846 5030B	SW846 8260B
4-Chlorotoluene	0.0037	U	0.0037	0.0050	5	mg/L		09/20/06	SW846 5030B	SW846 8260B

All soil results are reported on a dry weight basis unless otherwise noted.

Pace Analytical Services, Inc.

Analytical Report Number: 876062

1241 Bellevue Street
Green Bay, WI 54302
920-469-2436

Client : FOTH & VAN DYKE
Project Name : KEMC-EAGLE SOUTH
Project Number : 06W003
Field ID : KSB-3-3,4'-6'

Matrix Type : SOIL
Collection Date : 09/12/06
Report Date : 12/11/06
Lab Sample Number : 876062-005

VOLATILES - SPLP

Prep Date: 09/21/06

Analyte	Result		MDL	EQL	Dil.	Units	Code	Anal Date	Prep Method	Anl Method
Benzene	0.0020	U	0.0020	0.0050	5	mg/L		09/20/06	SW846 5030B	SW846 8260B
Bromobenzene	0.0041	U	0.0041	0.0050	5	mg/L		09/20/06	SW846 5030B	SW846 8260B
Bromochloromethane	0.0048	U	0.0048	0.0050	5	mg/L		09/20/06	SW846 5030B	SW846 8260B
Bromodichloromethane	0.0028	U	0.0028	0.0050	5	mg/L		09/20/06	SW846 5030B	SW846 8260B
Bromoform	0.0047	U	0.0047	0.0050	5	mg/L		09/20/06	SW846 5030B	SW846 8260B
Bromomethane	0.0046	U	0.0046	0.0050	5	mg/L		09/20/06	SW846 5030B	SW846 8260B
Carbon Tetrachloride	0.0025	U	0.0025	0.0050	5	mg/L		09/20/06	SW846 5030B	SW846 8260B
Chlorobenzene	0.0020	U	0.0020	0.0050	5	mg/L		09/20/06	SW846 5030B	SW846 8260B
Chlorodibromomethane	0.0041	U	0.0041	0.0050	5	mg/L		09/20/06	SW846 5030B	SW846 8260B
Chloroethane	0.0048	U	0.0048	0.0050	5	mg/L		09/20/06	SW846 5030B	SW846 8260B
Chloroform	0.0018	U	0.0018	0.0050	5	mg/L		09/20/06	SW846 5030B	SW846 8260B
Chloromethane	0.0012	U	0.0012	0.0050	5	mg/L		09/20/06	SW846 5030B	SW846 8260B
cis-1,2-Dichloroethene	0.0041	U	0.0041	0.0050	5	mg/L		09/20/06	SW846 5030B	SW846 8260B
cis-1,3-Dichloropropene	9.5E-4	U	9.5E-4	0.0050	5	mg/L		09/20/06	SW846 5030B	SW846 8260B
Dibromomethane	0.0030	U	0.0030	0.0050	5	mg/L		09/20/06	SW846 5030B	SW846 8260B
Dichlorodifluoromethane	0.0050	U	0.0050	0.0050	5	mg/L		09/20/06	SW846 5030B	SW846 8260B
Diisopropyl Ether	0.0038	U	0.0038	0.0050	5	mg/L		09/20/06	SW846 5030B	SW846 8260B
Ethylbenzene	0.0027	U	0.0027	0.0050	5	mg/L		09/20/06	SW846 5030B	SW846 8260B
Fluorotrichloromethane	0.0040	U	0.0040	0.0050	5	mg/L		09/20/06	SW846 5030B	SW846 8260B
Hexachlorobutadiene	0.0034	U	0.0034	0.0050	5	mg/L		09/20/06	SW846 5030B	SW846 8260B
Isopropylbenzene	0.0030	U	0.0030	0.0050	5	mg/L		09/20/06	SW846 5030B	SW846 8260B
Methylene Chloride	0.057		0.0022	0.0050	5	mg/L	X	09/20/06	SW846 5030B	SW846 8260B
Methyl-tert-butyl-ether	0.0030	U	0.0030	0.0050	5	mg/L		09/20/06	SW846 5030B	SW846 8260B
Naphthalene	0.0037	U	0.0037	0.0050	5	mg/L		09/20/06	SW846 5030B	SW846 8260B
n-Butylbenzene	0.0047	U	0.0047	0.0050	5	mg/L		09/20/06	SW846 5030B	SW846 8260B
n-Propylbenzene	0.0041	U	0.0041	0.0050	5	mg/L		09/20/06	SW846 5030B	SW846 8260B
p-Isopropyltoluene	0.0034	U	0.0034	0.0050	5	mg/L		09/20/06	SW846 5030B	SW846 8260B
s-Butylbenzene	0.0044	U	0.0044	0.0050	5	mg/L		09/20/06	SW846 5030B	SW846 8260B
Styrene	0.0043	U	0.0043	0.0050	5	mg/L		09/20/06	SW846 5030B	SW846 8260B
t-Butylbenzene	0.0048	U	0.0048	0.0050	5	mg/L		09/20/06	SW846 5030B	SW846 8260B
Tetrachloroethene	0.0022	U	0.0022	0.0050	5	mg/L		09/20/06	SW846 5030B	SW846 8260B
Toluene	0.0034	U	0.0034	0.0050	5	mg/L		09/20/06	SW846 5030B	SW846 8260B
trans-1,2-Dichloroethene	0.0044	U	0.0044	0.0050	5	mg/L		09/20/06	SW846 5030B	SW846 8260B
trans-1,3-Dichloropropene	9.5E-4	U	9.5E-4	0.0050	5	mg/L		09/20/06	SW846 5030B	SW846 8260B
Trichloroethene	0.0024	U	0.0024	0.0050	5	mg/L		09/20/06	SW846 5030B	SW846 8260B
Vinyl Chloride	9.0E-4	U	9.0E-4	0.0050	5	mg/L		09/20/06	SW846 5030B	SW846 8260B
Xylene, m + p	0.0090	U	0.0090	0.010	5	mg/L		09/20/06	SW846 5030B	SW846 8260B
Xylene, o	0.0041	U	0.0041	0.0050	5	mg/L		09/20/06	SW846 5030B	SW846 8260B

Surrogate		LCL	UCL						
4-Bromofluorobenzene	95	64	132	5	%		09/20/06	SW846 5030B	SW846 8260B
Toluene-d8	103	73	127	5	%		09/20/06	SW846 5030B	SW846 8260B
Dibromofluoromethane	104	68	122	5	%		09/20/06	SW846 5030B	SW846 8260B

All soil results are reported on a dry weight basis unless otherwise noted.

Pace Analytical Services, Inc.

1241 Bellevue Street
Green Bay, WI 54302
920-469-2436

Analytical Report Number: 876062

Client : FOTH & VAN DYKE
Project Name : KEMC-EAGLE SOUTH
Project Number : 06W003
Field ID : KSB-4-1

Matrix Type : SOIL
Collection Date : 09/12/06
Report Date : 12/11/06
Lab Sample Number : 876062-006

INORGANICS

Test	Result		MDL	EQL	Dil.	Units	Code	Anl Date	Prep Method	Anl Method
Leach Date - Conventionals	DONE				1			09/18/06	SW846 1311	SW846 1311
Aluminum	21000		23	59	1	mg/Kg		11/30/06	SW846 3050B	SW846 6010B
Antimony	0.93		0.032	0.29	5	mg/Kg		12/08/06	3050B Sec7.5	SW846 6020
Arsenic	3.0		0.98	2.3	1	mg/Kg		11/30/06	SW846 3050B	SW846 6010B
Arsenic - TCLP	0.038	U	0.038	1.0	1	mg/L		09/20/06	SW846 3010A	SW846 6010B
Barium	150		0.12	0.59	1	mg/Kg		11/30/06	SW846 3050B	SW846 6010B
Barium - TCLP	0.54	B	0.0050	1.0	1	mg/L		09/20/06	SW846 3010A	SW846 6010B
Beryllium	1.1		0.094	0.47	1	mg/Kg		11/30/06	SW846 3050B	SW846 6010B
Boron	13		0.76	12	1	mg/Kg		11/30/06	SW846 3050B	SW846 6010B
Cadmium	0.30	B	0.059	0.59	1	mg/Kg		11/30/06	SW846 3050B	SW846 6010B
Cadmium - TCLP	0.0037	U	0.0037	0.25	1	mg/L		09/20/06	SW846 3010A	SW846 6010B
Chromium	35		0.18	0.59	1	mg/Kg		11/30/06	SW846 3050B	SW846 6010B
Chromium - TCLP	0.0071	B	0.0066	0.25	1	mg/L		09/20/06	SW846 3010A	SW846 6010B
Cobalt	13		0.14	0.59	1	mg/Kg		11/30/06	SW846 3050B	SW846 6010B
Copper	41		0.18	1.2	1	mg/Kg		11/30/06	SW846 3050B	SW846 6010B
Iron	27000		5.9	12	1	mg/Kg		11/30/06	SW846 3050B	SW846 6010B
Lead	7.7		0.40	1.2	1	mg/Kg		11/30/06	SW846 3050B	SW846 6010B
Lead - TCLP	0.017	U	0.017	1.0	1	mg/L		09/20/06	SW846 3010A	SW846 6010B
Lithium	5.2		0.11	0.23	1	mg/kg		12/04/06	EPA 3020	EPA 6020
Magnesium	14000		12	23	1	mg/Kg		11/30/06	SW846 3050B	SW846 6010B
Manganese	480		0.18	0.59	1	mg/Kg		11/30/06	SW846 3050B	SW846 6010B
Mercury	0.0096	B	0.0018	0.012	1	mg/Kg	H	11/29/06	SW846 7471A	SW846 7471A
Mercury - TCLP	0.029	U	0.029	0.080	1	mg/L		09/21/06	SW846 7470A	SW846 7470A
Molybdenum	1.0	B	0.37	2.3	1	mg/Kg		12/01/06	SW846 3050B	SW846 6010B
Nickel	35		0.34	1.2	1	mg/Kg		11/30/06	SW846 3050B	SW846 6010B
Selenium	0.20	U	0.20	0.29	5	mg/Kg		12/05/06	SW846 3050B	SW846 6020
Selenium - TCLP	0.042	U	0.042	1.0	1	mg/L		09/20/06	SW846 3010A	SW846 6010B
Silver	0.11	B	0.015	0.29	5	mg/Kg	A	12/08/06	3050B Sec7.5	SW846 6020
Silver - TCLP	0.013	U	0.013	0.25	1	mg/L		09/20/06	SW846 3010A	SW846 6010B
Thallium	0.059	B	0.017	0.29	5	mg/Kg		12/05/06	SW846 3050B	SW846 6020
Vanadium	51		0.19	0.59	1	mg/Kg		11/30/06	SW846 3050B	SW846 6010B
Zinc	56		2.3	4.7	1	mg/Kg		11/30/06	SW846 3050B	SW846 6010B
Cyanide, Total	0.31	U	0.31	0.61	1	mg/kg		09/20/06	SW846 9012A	SW846 9012A
Percent Solids	85.4		---	---	1	%		09/16/06	SM M2540G	SM M2540G
pH, Laboratory	4.9		0.10	0.10	1	su		09/18/06	SW846 9045C	SW846 9045C

All soil results are reported on a dry weight basis unless otherwise noted.

Pace Analytical Services, Inc.

1241 Bellevue Street
Green Bay, WI 54302
920-469-2436

Analytical Report Number: 876062

Client : FOTH & VAN DYKE
Project Name : KEMC-EAGLE SOUTH
Project Number : 06W003
Field ID : KSB-4-4

Matrix Type : SOIL
Collection Date : 09/12/06
Report Date : 12/11/06
Lab Sample Number : 876062-007

INORGANICS

Test	Result	MDL	EQL	Dil.	Units	Code	Anl Date	Prep Method	Anl Method
Leach Date - Volatiles	DONE			1			09/18/06	SW846 1312	SW846 1312
Percent Solids	80.5	---	---	1	%		09/20/06	SM M2540G	SM M2540G

VOLATILES

Prep Date: 09/18/06

Analyte	Result		MDL	EQL	Dil.	Units	Code	Anal Date	Prep Method	Anl Method
1,1,1,2-Tetrachloroethane	35	U	35	120	100	ug/Kg		09/18/06	SW846 5030B	SW846 8260B
1,1,1-Trichloroethane	23	U	23	120	100	ug/Kg		09/18/06	SW846 5030B	SW846 8260B
1,1,2,2-Tetrachloroethane	31	U	31	120	100	ug/Kg		09/18/06	SW846 5030B	SW846 8260B
1,1,2-Trichloroethane	50	U	50	120	100	ug/Kg		09/18/06	SW846 5030B	SW846 8260B
1,1-Dichloroethane	16	U	16	120	100	ug/Kg		09/18/06	SW846 5030B	SW846 8260B
1,1-Dichloroethene	38	U	38	120	100	ug/Kg		09/18/06	SW846 5030B	SW846 8260B
1,1-Dichloropropene	59	U	59	120	100	ug/Kg		09/18/06	SW846 5030B	SW846 8260B
1,2,3-Trichlorobenzene	42	U	42	120	100	ug/Kg		09/18/06	SW846 5030B	SW846 8260B
1,2,3-Trichloropropane	42	U	42	120	100	ug/Kg		09/18/06	SW846 5030B	SW846 8260B
1,2,4-Trichlorobenzene	43	U	43	120	100	ug/Kg		09/18/06	SW846 5030B	SW846 8260B
1,2,4-Trimethylbenzene	5600		47	120	100	ug/Kg		09/18/06	SW846 5030B	SW846 8260B
1,2-Dibromo-3-chloropropane	200	U	200	250	100	ug/Kg		09/18/06	SW846 5030B	SW846 8260B
1,2-Dibromoethane	35	U	35	120	100	ug/Kg		09/18/06	SW846 5030B	SW846 8260B
1,2-Dichlorobenzene	110	U	110	120	100	ug/Kg		09/18/06	SW846 5030B	SW846 8260B
1,2-Dichloroethane	33	U	33	120	100	ug/Kg		09/18/06	SW846 5030B	SW846 8260B
1,2-Dichloropropane	21	U	21	120	100	ug/Kg		09/18/06	SW846 5030B	SW846 8260B
1,3,5-Trimethylbenzene	1600		23	120	100	ug/Kg		09/18/06	SW846 5030B	SW846 8260B
1,3-Dichlorobenzene	31	U	31	120	100	ug/Kg		09/18/06	SW846 5030B	SW846 8260B
1,3-Dichloropropane	40	U	40	120	100	ug/Kg		09/18/06	SW846 5030B	SW846 8260B
1,4-Dichlorobenzene	46	U	46	120	100	ug/Kg		09/18/06	SW846 5030B	SW846 8260B
2,2-Dichloropropane	24	U	24	120	100	ug/Kg		09/18/06	SW846 5030B	SW846 8260B
2-Chlorotoluene	33	U	33	120	100	ug/Kg		09/18/06	SW846 5030B	SW846 8260B
4-Chlorotoluene	43	U	43	120	100	ug/Kg		09/18/06	SW846 5030B	SW846 8260B
Benzene	28	U	28	120	100	ug/Kg		09/18/06	SW846 5030B	SW846 8260B
Bromobenzene	36	U	36	120	100	ug/Kg		09/18/06	SW846 5030B	SW846 8260B
Bromochloromethane	37	U	37	120	100	ug/Kg		09/18/06	SW846 5030B	SW846 8260B
Bromodichloromethane	23	U	23	120	100	ug/Kg		09/18/06	SW846 5030B	SW846 8260B
Bromoform	64	U	64	120	100	ug/Kg		09/18/06	SW846 5030B	SW846 8260B
Bromomethane	56	U	56	120	100	ug/Kg		09/18/06	SW846 5030B	SW846 8260B
Carbon Tetrachloride	25	U	25	120	100	ug/Kg		09/18/06	SW846 5030B	SW846 8260B
Chlorobenzene	20	U	20	120	100	ug/Kg		09/18/06	SW846 5030B	SW846 8260B
Chlorodibromomethane	26	U	26	120	100	ug/Kg		09/18/06	SW846 5030B	SW846 8260B
Chloroethane	55	U	55	120	100	ug/Kg		09/18/06	SW846 5030B	SW846 8260B
Chloroform	18	U	18	120	100	ug/Kg		09/18/06	SW846 5030B	SW846 8260B
Chloromethane	25	U	25	120	100	ug/Kg		09/18/06	SW846 5030B	SW846 8260B
cis-1,2-Dichloroethene	21	U	21	120	100	ug/Kg		09/18/06	SW846 5030B	SW846 8260B
cis-1,3-Dichloropropene	24	U	24	120	100	ug/Kg		09/18/06	SW846 5030B	SW846 8260B
Dibromomethane	24	U	24	120	100	ug/Kg		09/18/06	SW846 5030B	SW846 8260B
Dichlorodifluoromethane	21	U	21	120	100	ug/Kg		09/18/06	SW846 5030B	SW846 8260B
Diisopropyl Ether	17	U	17	120	100	ug/Kg		09/18/06	SW846 5030B	SW846 8260B
Ethylbenzene	510		25	120	100	ug/Kg		09/18/06	SW846 5030B	SW846 8260B
Fluorotrichloromethane	20	U	20	120	100	ug/Kg		09/18/06	SW846 5030B	SW846 8260B
Hexachlorobutadiene	66	U	66	120	100	ug/Kg		09/18/06	SW846 5030B	SW846 8260B

All soil results are reported on a dry weight basis unless otherwise noted.

Pace Analytical Services, Inc.

1241 Bellevue Street
Green Bay, WI 54302
920-469-2436

Analytical Report Number: 876062

Client : FOTH & VAN DYKE
Project Name : KEMC-EAGLE SOUTH
Project Number : 06W003
Field ID : KSB-4-4

Matrix Type : SOIL
Collection Date : 09/12/06
Report Date : 12/11/06
Lab Sample Number : 876062-007

VOLATILES

Prep Date: 09/18/06

Analyte	Result		MDL	EQL	Dil.	Units	Code	Anal Date	Prep Method	Anl Method
Isopropylbenzene	310		14	120	100	ug/Kg		09/18/06	SW846 5030B	SW846 8260B
Methylene Chloride	20	U	20	120	100	ug/Kg		09/18/06	SW846 5030B	SW846 8260B
Methyl-tert-butyl-ether	23	U	23	120	100	ug/Kg		09/18/06	SW846 5030B	SW846 8260B
Naphthalene	8300		37	120	100	ug/Kg		09/18/06	SW846 5030B	SW846 8260B
n-Butylbenzene	100	U	100	120	100	ug/Kg		09/18/06	SW846 5030B	SW846 8260B
n-Propylbenzene	660		25	120	100	ug/Kg		09/18/06	SW846 5030B	SW846 8260B
p-Isopropyltoluene	850		49	120	100	ug/Kg		09/18/06	SW846 5030B	SW846 8260B
s-Butylbenzene	520		20	120	100	ug/Kg		09/18/06	SW846 5030B	SW846 8260B
Styrene	30	U	30	120	100	ug/Kg		09/18/06	SW846 5030B	SW846 8260B
t-Butylbenzene	31	U	31	120	100	ug/Kg		09/18/06	SW846 5030B	SW846 8260B
Tetrachloroethene	27	U	27	120	100	ug/Kg		09/18/06	SW846 5030B	SW846 8260B
Toluene	19	U	19	120	100	ug/Kg		09/18/06	SW846 5030B	SW846 8260B
trans-1,2-Dichloroethene	46	U	46	120	100	ug/Kg		09/18/06	SW846 5030B	SW846 8260B
trans-1,3-Dichloropropene	26	U	26	120	100	ug/Kg		09/18/06	SW846 5030B	SW846 8260B
Trichloroethene	24	U	24	120	100	ug/Kg		09/18/06	SW846 5030B	SW846 8260B
Vinyl Chloride	25	U	25	120	100	ug/Kg		09/18/06	SW846 5030B	SW846 8260B
Xylene, m + p	1700		37	250	100	ug/Kg		09/18/06	SW846 5030B	SW846 8260B
Xylene, o	570		17	120	100	ug/Kg		09/18/06	SW846 5030B	SW846 8260B
Surrogate			**LCL**	**UCL**						
4-Bromofluorobenzene	100		64	133	100	%		09/18/06	SW846 5030B	SW846 8260B
Toluene-d8	108		67	139	100	%		09/18/06	SW846 5030B	SW846 8260B
Dibromofluoromethane	96		64	140	100	%		09/18/06	SW846 5030B	SW846 8260B

VOLATILES - SPLP

Prep Date: 09/21/06

Analyte	Result		MDL	EQL	Dil.	Units	Code	Anal Date	Prep Method	Anl Method
1,1,1,2-Tetrachloroethane	0.0046	U	0.0046	0.0050	5	mg/L		09/20/06	SW846 5030B	SW846 8260B
1,1,1-Trichloroethane	0.0045	U	0.0045	0.0050	5	mg/L		09/20/06	SW846 5030B	SW846 8260B
1,1,2,2-Tetrachloroethane	0.0010	U	0.0010	0.0050	5	mg/L		09/20/06	SW846 5030B	SW846 8260B
1,1,2-Trichloroethane	0.0021	U	0.0021	0.0050	5	mg/L		09/20/06	SW846 5030B	SW846 8260B
1,1-Dichloroethane	0.0038	U	0.0038	0.0050	5	mg/L		09/20/06	SW846 5030B	SW846 8260B
1,1-Dichloroethene	0.0028	U	0.0028	0.0050	5	mg/L		09/20/06	SW846 5030B	SW846 8260B
1,1-Dichloropropene	0.0038	U	0.0038	0.0050	5	mg/L		09/20/06	SW846 5030B	SW846 8260B
1,2,3-Trichlorobenzene	0.0037	U	0.0037	0.0050	5	mg/L		09/20/06	SW846 5030B	SW846 8260B
1,2,3-Trichloropropane	0.0050	U	0.0050	0.0050	5	mg/L		09/20/06	SW846 5030B	SW846 8260B
1,2,4-Trichlorobenzene	0.0048	U	0.0048	0.0050	5	mg/L		09/20/06	SW846 5030B	SW846 8260B
1,2,4-Trimethylbenzene	0.12		0.0048	0.0050	5	mg/L		09/20/06	SW846 5030B	SW846 8260B
1,2-Dibromo-3-chloropropane	0.0044	U	0.0044	0.0050	5	mg/L		09/20/06	SW846 5030B	SW846 8260B
1,2-Dibromoethane	0.0028	U	0.0028	0.0050	5	mg/L		09/20/06	SW846 5030B	SW846 8260B
1,2-Dichlorobenzene	0.0041	U	0.0041	0.0050	5	mg/L		09/20/06	SW846 5030B	SW846 8260B
1,2-Dichloroethane	0.0018	U	0.0018	0.0050	5	mg/L		09/20/06	SW846 5030B	SW846 8260B
1,2-Dichloropropane	0.0023	U	0.0023	0.0050	5	mg/L		09/20/06	SW846 5030B	SW846 8260B
1,3,5-Trimethylbenzene	0.029		0.0041	0.0050	5	mg/L		09/20/06	SW846 5030B	SW846 8260B
1,3-Dichlorobenzene	0.0044	U	0.0044	0.0050	5	mg/L		09/20/06	SW846 5030B	SW846 8260B
1,3-Dichloropropane	0.0030	U	0.0030	0.0050	5	mg/L		09/20/06	SW846 5030B	SW846 8260B
1,4-Dichlorobenzene	0.0048	U	0.0048	0.0050	5	mg/L		09/20/06	SW846 5030B	SW846 8260B
2,2-Dichloropropane	0.0031	U	0.0031	0.0050	5	mg/L		09/20/06	SW846 5030B	SW846 8260B
2-Chlorotoluene	0.0042	U	0.0042	0.0050	5	mg/L		09/20/06	SW846 5030B	SW846 8260B
4-Chlorotoluene	0.0037	U	0.0037	0.0050	5	mg/L		09/20/06	SW846 5030B	SW846 8260B

All soil results are reported on a dry weight basis unless otherwise noted.

Pace Analytical Services, Inc.

1241 Bellevue Street
Green Bay, WI 54302
920-469-2436

Analytical Report Number: 876062

Client : FOTH & VAN DYKE
Project Name : KEMC-EAGLE SOUTH
Project Number : 06W003
Field ID : KSB-4-4

Matrix Type : SOIL
Collection Date : 09/12/06
Report Date : 12/11/06
Lab Sample Number : 876062-007

VOLATILES - SPLP

Prep Date: 09/21/06

Analyte	Result		MDL	EQL	Dil.	Units	Code	Anal Date	Prep Method	Anl Method
Benzene	0.0020	U	0.0020	0.0050	5	mg/L		09/20/06	SW846 5030B	SW846 8260B
Bromobenzene	0.0041	U	0.0041	0.0050	5	mg/L		09/20/06	SW846 5030B	SW846 8260B
Bromochloromethane	0.0048	U	0.0048	0.0050	5	mg/L		09/20/06	SW846 5030B	SW846 8260B
Bromodichloromethane	0.0028	U	0.0028	0.0050	5	mg/L		09/20/06	SW846 5030B	SW846 8260B
Bromoform	0.0047	U	0.0047	0.0050	5	mg/L		09/20/06	SW846 5030B	SW846 8260B
Bromomethane	0.0046	U	0.0046	0.0050	5	mg/L		09/20/06	SW846 5030B	SW846 8260B
Carbon Tetrachloride	0.0025	U	0.0025	0.0050	5	mg/L		09/20/06	SW846 5030B	SW846 8260B
Chlorobenzene	0.0020	U	0.0020	0.0050	5	mg/L		09/20/06	SW846 5030B	SW846 8260B
Chlorodibromomethane	0.0041	U	0.0041	0.0050	5	mg/L		09/20/06	SW846 5030B	SW846 8260B
Chloroethane	0.0048	U	0.0048	0.0050	5	mg/L		09/20/06	SW846 5030B	SW846 8260B
Chloroform	0.0018	U	0.0018	0.0050	5	mg/L		09/20/06	SW846 5030B	SW846 8260B
Chloromethane	0.0012	U	0.0012	0.0050	5	mg/L		09/20/06	SW846 5030B	SW846 8260B
cis-1,2-Dichloroethene	0.0041	U	0.0041	0.0050	5	mg/L		09/20/06	SW846 5030B	SW846 8260B
cis-1,3-Dichloropropene	9.5E-4	U	9.5E-4	0.0050	5	mg/L		09/20/06	SW846 5030B	SW846 8260B
Dibromomethane	0.0030	U	0.0030	0.0050	5	mg/L		09/20/06	SW846 5030B	SW846 8260B
Dichlorodifluoromethane	0.0050	U	0.0050	0.0050	5	mg/L		09/20/06	SW846 5030B	SW846 8260B
Diisopropyl Ether	0.0038	U	0.0038	0.0050	5	mg/L		09/20/06	SW846 5030B	SW846 8260B
Ethylbenzene	0.012		0.0027	0.0050	5	mg/L		09/20/06	SW846 5030B	SW846 8260B
Fluorotrichloromethane	0.0040	U	0.0040	0.0050	5	mg/L		09/20/06	SW846 5030B	SW846 8260B
Hexachlorobutadiene	0.0034	U	0.0034	0.0050	5	mg/L		09/20/06	SW846 5030B	SW846 8260B
Isopropylbenzene	0.0060		0.0030	0.0050	5	mg/L		09/20/06	SW846 5030B	SW846 8260B
Methylene Chloride	0.055		0.0022	0.0050	5	mg/L	X	09/20/06	SW846 5030B	SW846 8260B
Methyl-tert-butyl-ether	0.0030	U	0.0030	0.0050	5	mg/L		09/20/06	SW846 5030B	SW846 8260B
Naphthalene	0.16		0.0037	0.0050	5	mg/L		09/20/06	SW846 5030B	SW846 8260B
n-Butylbenzene	0.0047	U	0.0047	0.0050	5	mg/L		09/20/06	SW846 5030B	SW846 8260B
n-Propylbenzene	0.012		0.0041	0.0050	5	mg/L		09/20/06	SW846 5030B	SW846 8260B
p-Isopropyltoluene	0.0099		0.0034	0.0050	5	mg/L		09/20/06	SW846 5030B	SW846 8260B
s-Butylbenzene	0.0055		0.0044	0.0050	5	mg/L		09/20/06	SW846 5030B	SW846 8260B
Styrene	0.0043	U	0.0043	0.0050	5	mg/L		09/20/06	SW846 5030B	SW846 8260B
t-Butylbenzene	0.0048	U	0.0048	0.0050	5	mg/L		09/20/06	SW846 5030B	SW846 8260B
Tetrachloroethene	0.0022	U	0.0022	0.0050	5	mg/L		09/20/06	SW846 5030B	SW846 8260B
Toluene	0.0034	U	0.0034	0.0050	5	mg/L		09/20/06	SW846 5030B	SW846 8260B
trans-1,2-Dichloroethene	0.0044	U	0.0044	0.0050	5	mg/L		09/20/06	SW846 5030B	SW846 8260B
trans-1,3-Dichloropropene	9.5E-4	U	9.5E-4	0.0050	5	mg/L		09/20/06	SW846 5030B	SW846 8260B
Trichloroethene	0.0024	U	0.0024	0.0050	5	mg/L		09/20/06	SW846 5030B	SW846 8260B
Vinyl Chloride	9.0E-4	U	9.0E-4	0.0050	5	mg/L		09/20/06	SW846 5030B	SW846 8260B
Xylene, m + p	0.045		0.0090	0.010	5	mg/L		09/20/06	SW846 5030B	SW846 8260B
Xylene, o	0.014		0.0041	0.0050	5	mg/L		09/20/06	SW846 5030B	SW846 8260B
Surrogate			**LCL**	**UCL**						
4-Bromofluorobenzene	99		64	132	5	%		09/20/06	SW846 5030B	SW846 8260B
Toluene-d8	103		73	127	5	%		09/20/06	SW846 5030B	SW846 8260B
Dibromofluoromethane	105		68	122	5	%		09/20/06	SW846 5030B	SW846 8260B

All soil results are reported on a dry weight basis unless otherwise noted.

Pace Analytical Services, Inc.

Analytical Report Number: 876062

1241 Bellevue Street
Green Bay, WI 54302
920-469-2436

Client : FOTH & VAN DYKE
Project Name : KEMC-EAGLE SOUTH
Project Number : 06W003
Field ID : NOT NEEDED

Matrix Type : SOIL
Collection Date : 09/12/06
Report Date : 12/11/06
Lab Sample Number : 876062-008

All soil results are reported on a dry weight basis unless otherwise noted.

Pace Analytical Services, Inc.

1241 Bellevue Street
Green Bay, WI 54302
920-469-2436
Fax: 920-469-8827

Lab Number	TestGroupID	Field ID	Comment
876062-	M-AG-S	All Samples	A - Analyte is detected in the method blank at a concentration of -0.015mg/Kg.
876062-	Metals SW846 602	All Samples	Internal standard limits of 30-140% used. All QC within limits.
876062-	M-HG-S	All Samples	H - Analysis performed 49 days past holding time.
876062-003	8260+-SP	KSB-1-3	X - Approximately 0.055 mg/L of methylene chloride was detected in the tumbling blank.
876062-005	8260+-SP	KSB-3-3,4'-6'	X - Approximately 0.055 mg/L of methylene chloride was detected in the tumbling blank.
876062-007	8260+-S-ME	KSB-4-4	X - Approximately 0.055 mg/L of methylene chloride was detected in the tumbling blank.

Qualifier Codes

Flag	Applies To	Explanation
A	Inorganic	Analyte is detected in the method blank. Method blank criteria is evaluated to the laboratory method detection limit. Additionally, method blank acceptance may be based on project specific criteria or determined from analyte concentrations in the sample and are evaluated on a sample by sample basis.
B	Inorganic	The analyte has been detected between the method detection limit and the reporting limit.
B	Organic	Analyte is present in the method blank. Method blank criteria is evaluated to the laboratory method detection limit. Additionally, method blank acceptance may be based on project specific criteria or determined from analyte concentrations in the sample and are evaluated on a sample by sample basis.
C	All	Elevated detection limit.
D	All	Analyte value from diluted analysis or surrogate result not applicable due to sample dilution.
E	Inorganic	Estimated concentration due to matrix interferences. During the metals analysis the serial dilution failed to meet the established control limits of 0-10%. The sample concentration is greater than 50 times the IDL for analysis done on the ICP or 100 times the IDL for analysis done on the ICP-MS. The result was flagged with the E qualifier to indicate that a physical interference was observed.
E	Organic	Analyte concentration exceeds calibration range.
F	Inorganic	Due to potential interferences for this analysis by Inductively Coupled Plasma techniques (SW-846 Method 6010), this analyte has been confirmed by and reported from an alternate method.
F	Organic	Surrogate results outside control criteria.
G	All	The result is estimated because the concentration is less than the lowest calibration standard concentration utilized in the initial calibration. The method detection limit is less than the reporting limit specified for this project.
H	All	Preservation, extraction or analysis performed past holding time.
HF	Inorganic	This test is considered a field parameter, and the recommended holding time is 15 minutes from collection. The analysis was performed in the laboratory beyond the recommended holding time.
J	All	Concentration detected equal to or greater than the method detection limit but less than the reporting limit.
K	Inorganic	Sample received unpreserved. Sample was either preserved at the time of receipt or at the time of sample preparation.
K	Organic	Detection limit may be elevated due to the presence of an unrequested analyte.
L	All	Elevated detection limit due to low sample volume.
M	Organic	Sample pH was greater than 2
N	All	Spiked sample recovery not within control limits.
O	Organic	Sample received overweight.
P	Organic	The relative percent difference between the two columns for detected concentrations was greater than 40%.
Q	All	The analyte has been detected between the limit of detection (LOD) and limit of quantitation (LOQ). The results are qualified due to the uncertainty of analyte concentrations within this range.
S	Organic	The relative percent difference between quantitation and confirmation columns exceeds internal quality control criteria. Because the result is unconfirmed, it has been reported as a non-detect with an elevated detection limit.
U	All	The analyte was not detected at or above the reporting limit.
V	All	Sample received with headspace.
W	All	A second aliquot of sample was analyzed from a container with headspace.
X	All	See Sample Narrative.
Z	Organics	This compound was separated in the check standard but it did not meet the resolution criteria as set forth in SW846.
&	All	Laboratory Control Spike recovery not within control limits.
*	All	Precision not within control limits.
+	Inorganic	The sample result is greater than four times the spike level; therefore, the percent recovery is not evaluated.
<	All	The analyte was not detected at or above the reporting limit.
1	Inorganic	Dissolved analyte or filtered analyte greater than total analyte; analyses passed QC based on precision criteria.
2	Inorganic	Dissolved analyte or filtered analyte greater than total analyte; analyses failed QC based on precision criteria.
3	Inorganic	BOD result is estimated due to the BOD blank exceeding the allowable oxygen depletion.
4	Inorganic	BOD duplicate precision not within control limits. Due to the 48 hour holding time for this test, it is not practical to reanalyze and try to correct the deficiency.
5	Inorganic	BOD result is estimated due to insufficient oxygen depletion. Due to the 48 hour holding time for this test, it is not practical to reanalyze and try to correct the deficiency.
6	Inorganic	BOD laboratory control sample not within control limits. Due to the 48 hour holding time for this test, it is not practical to reanalyze and try to correct the deficiency.
7	Inorganic	BOD result is estimated due to complete oxygen depletion. Due to the 48 hour holding time for this test, it is not practical to reanalyze and try to correct the deficiency.

Pace Analytical Services, Inc.

Analysis Summary by Laboratory

1241 Bellevue Street
Green Bay, WI 54302

Test Group Name	876062-001	876062-002	876062-003	876062-004	876062-005	876062-006	876062-007
ALUMINUM	B	B	B	B		B	
ANTIMONY	B	B	B	B		B	
ARSENIC	B	B	B	B		B	
ARSENIC - TCLP	B	B	B	B		B	
BARIUM	B	B	B	B		B	
BARIUM - TCLP	B	B	B	B		B	
BERYLLIUM	B	B	B	B		B	
BORON	B	B	B	B		B	
CADMIUM	B	B	B	B		B	
CADMIUM - TCLP	B	B	B	B		B	
CHROMIUM	B	B	B	B		B	
CHROMIUM - TCLP	B	B	B	B		B	
COBALT	B	B	B	B		B	
COPPER	B	B	B	B		B	
CYANIDE, TOTAL	B	B	B	B		B	
IRON	B	B	B	B		B	
LEAD	B	B	B	B		B	
LEAD - TCLP	B	B	B	B		B	
LITHIUM	M	M	M	M		M	
MAGNESIUM	B	B	B	B		B	
MANGANESE	B	B	B	B		B	
MERCURY	B	B	B	B		B	
MERCURY - TCLP	B	B	B	B		B	
MOLYBDENUM	B	B	B	B		B	
NICKEL	B	B	B	B		B	
PAH/PNA			B				
PERCENT SOLIDS	B	B	B	B	B	B	B
PH, LABORATORY	B	B	B	B		B	
SELENIUM	B	B	B	B		B	
SELENIUM - TCLP	B	B	B	B		B	
SILVER	B	B	B	B		B	
SILVER - TCLP	B	B	B	B		B	
THALLIUM	B	B	B	B		B	
VANADIUM	B	B	B	B		B	
VOLATILES			G		G		G
VOLATILES - SPLP			G		G		G
ZINC	B	B	B	B		B	

Pace Analytical Services, Inc.

Analysis Summary by Laboratory

1241 Bellevue Street
Green Bay, WI 54302

Code	Facility	Address	MI Certification
B	Green Bay Lab (Bellevue St)	1241 Bellevue Street, Suite 9 Green Bay, WI 54302	Not Certified
G	Green Bay Lab (Industrial Dr)	1795 Industrial Drive Green Bay, WI 54302	Not Certified
M	Minnesota Laboratory	1700 Elm Street, Suite 200 Minneapolis, MN	Not Certified

Pace Analytical Services, Inc.

QC Summary

1241 Bellevue Street
Green Bay, WI 54302
920-469-2436
Fax: 920-469-8827

SDG:
Lab Section:
QC Batch Number:
Prep Method:
Analytical Method:

QC Type	Client Sample ID	Lab Sample ID

Client Sample ID	Lab Sample ID	Client Sample ID	Lab Sample ID

Conc = unless otherwise noted
C = QC Code, see Qualifer Sheet
Parent Result is reported down to MDL in order to allow Validation of this worksheet
The %R and RPD results are calculated from raw data values with more significant figures than are reported on this form.

Report Date: 12/11/2006
QC Batch Number:

Pace Analytical Services, Inc.

1241 Bellevue Street
Green Bay, WI 54302
920-469-2436
Fax: 920-469-8827

QC Summary

Batch: 876062
Lab Section: VOA
QC Batch Number: 14313
Prep Method: SW846 5030B
Analytical Method: SW846 8260B

QC Type	Client Sample ID	Lab Sample ID
MB	vog1995-30MB	vog1995-30MB
LCS	vog1995-30LCS	vog1995-30LCS
LCSD	vog1995-30LCSD	vog1995-30LCSD

Client Sample ID	Lab Sample ID	MB ID
KSB-1-3	876062-003	MB
KSB-4-4	876062-007	MB

Client Sample ID	Lab Sample ID	MB ID
KSB-3-3,4'-6'	876062-005	MB

Test Name	Method Blank Result Conc	LCS Spiked Conc	LCS Recovery Conc	LCS Recovery %	C	LCSD Spiked Conc	LCSD Recovery Conc	LCSD Recovery %	C	LCS/LCSD RPD %	C	LCS/LCSD Control Limits LCL %	UCL %	RPD %	Parent Sample Number	Parent Result Conc	MS Spiked Conc	MS Recovery Conc	MS Recovery %	C	MSD Spiked Conc	MSD Recovery Conc	MSD Recovery %	C	MS/MSD RPD %	C	MS/MSD Control Limits LCL %	UCL %	RPD %
1,1,1,2-Tetrachloroethane	< 16	0	---	---		---	---	---		---		---	---	---	---	---	---	---	---		---	---	---		---		---	---	---
1,1,1-Trichloroethane	< 19	2500.0	2413.7	97		2500.0	2557.8	102		5.8		75	125	20	---	---	---	---	---		---	---	---		---		---	---	---
1,1,2,2-Tetrachloroethane	< 21	2500.0	2326.9	93		2500.0	2632.1	105		12.3		75	125	20	---	---	---	---	---		---	---	---		---		---	---	---
1,1,2-Trichloroethane	< 24	2500.0	2433.1	97		2500.0	2597.8	104		6.5		75	125	20	---	---	---	---	---		---	---	---		---		---	---	---
1,1-Dichloroethane	< 19	2500.0	2351.3	94		2500.0	2465.5	99		4.7		75	125	20	---	---	---	---	---		---	---	---		---		---	---	---
1,1-Dichloroethene	< 22	2500.0	2198.7	88		2500.0	2336.9	93		6.1		54	149	20	---	---	---	---	---		---	---	---		---		---	---	---
1,1-Dichloropropene	< 19	0	---	---		---	---	---		---		---	---	---	---	---	---	---	---		---	---	---		---		---	---	---
1,2,3-Trichlorobenzene	< 17	0	---	---		---	---	---		---		---	---	---	---	---	---	---	---		---	---	---		---		---	---	---
1,2,3-Trichloropropane	< 21	0	---	---		---	---	---		---		---	---	---	---	---	---	---	---		---	---	---		---		---	---	---
1,2,4-Trichlorobenzene	< 16	0	---	---		---	---	---		---		---	---	---	---	---	---	---	---		---	---	---		---		---	---	---
1,2,4-Trimethylbenzene	< 12	0	---	---		---	---	---		---		---	---	---	---	---	---	---	---		---	---	---		---		---	---	---
1,2-Dibromo-3-chloropropan	< 12	0	---	---		---	---	---		---		---	---	---	---	---	---	---	---		---	---	---		---		---	---	---
1,2-Dibromoethane	< 18	0	---	---		---	---	---		---		---	---	---	---	---	---	---	---		---	---	---		---		---	---	---
1,2-Dichlorobenzene	< 12	0	---	---		---	---	---		---		---	---	---	---	---	---	---	---		---	---	---		---		---	---	---
1,2-Dichloroethane	< 21	2500.0	2412.3	96		2500.0	2474.7	99		2.6		75	125	20	---	---	---	---	---		---	---	---		---		---	---	---
1,2-Dichloropropane	< 22	2500.0	2413	97		2500.0	2521.8	101		4.4		75	125	20	---	---	---	---	---		---	---	---		---		---	---	---
1,3,5-Trimethylbenzene	< 12	0	---	---		---	---	---		---		---	---	---	---	---	---	---	---		---	---	---		---		---	---	---
1,3-Dichlorobenzene	< 16	0	---	---		---	---	---		---		---	---	---	---	---	---	---	---		---	---	---		---		---	---	---
1,3-Dichloropropane	< 12	0	---	---		---	---	---		---		---	---	---	---	---	---	---	---		---	---	---		---		---	---	---
1,4-Dichlorobenzene	< 18	0	---	---		---	---	---		---		---	---	---	---	---	---	---	---		---	---	---		---		---	---	---
2,2-Dichloropropane	< 16	0	---	---		---	---	---		---		---	---	---	---	---	---	---	---		---	---	---		---		---	---	---

Conc = ug/Kg unless otherwise noted
C = QC Code, see Qualifer Sheet
Parent Result is reported down to MDL in order to allow Validation of this worksheet
The %R and RPD results are calculated from raw data values with more significant figures than are reported on this form.

Report Date: 12/11/2006
QC Batch Number: 14313

Pace Analytical Services, Inc.

QC Summary

1241 Bellevue Street
Green Bay, WI 54302
920-469-2436
Fax: 920-469-8827

Test Name	Method Blank Result	Conc	LCS Spiked Conc	LCS Recovery Conc	%	C	LCSD Spiked Conc	LCSD Recovery Conc	%	C	LCS/LCSD RPD %	C	LCS/LCSD Control Limits LCL %	UCL %	RPD %	Parent Sample Number	Parent Result Conc	MS Spiked Conc	MS Recovery Conc	%	C	MSD Spiked Conc	MSD Recovery Conc	%	C	MS/MSD RPD %	C	MS/MSD Control Limits LCL %	UCL %	RPD %
2-Chlorotoluene	<	18	0	—	—		—	—	—		—		—	—	—	—	—	—	—	—		—	—	—		—		—	—	—
4-Chlorotoluene	<	23	0	—	—		—	—	—		—		—	—	—	—	—	—	—	—		—	—	—		—		—	—	—
Benzene	<	14	2500.0	2405.3	96		2500.0	2549.7	102		5.8		75	125	20	—	—	—	—	—		—	—	—		—		—	—	—
Bromobenzene	<	14	0	—	—		—	—	—		—		—	—	—	—	—	—	—	—		—	—	—		—		—	—	—
Bromochloromethane	<	16	0	—	—		—	—	—		—		—	—	—	—	—	—	—	—		—	—	—		—		—	—	—
Bromodichloromethane	<	16	2500.0	2213.8	89		2500.0	2493.6	100		11.9		75	125	20	—	—	—	—	—		—	—	—		—		—	—	—
Bromoform	<	20	2500.0	2051	82		2500.0	2285.5	91		10.8		72	125	20	—	—	—	—	—		—	—	—		—		—	—	—
Bromomethane	<	24	2500.0	2216.2	89		2500.0	2309.9	92		4.1		40	159	20	—	—	—	—	—		—	—	—		—		—	—	—
Carbon Tetrachloride	<	16	2500.0	2359	94		2500.0	2605.2	104		9.9		75	125	20	—	—	—	—	—		—	—	—		—		—	—	—
Chlorobenzene	<	9.5	2500.0	2521.6	101		2500.0	2648.4	106		4.9		75	125	20	—	—	—	—	—		—	—	—		—		—	—	—
Chlorodibromomethane	<	20	2500.0	2223	89		2500.0	2481.7	99		11.0		75	125	20	—	—	—	—	—		—	—	—		—		—	—	—
Chloroethane	<	25	2500.0	2101.2	84		2500.0	2323.6	93		10.1		40	179	20	—	—	—	—	—		—	—	—		—		—	—	—
Chloroform	<	18	2500.0	2274.6	91		2500.0	2441.3	98		7.1		75	125	20	—	—	—	—	—		—	—	—		—		—	—	—
Chloromethane	<	20	2500.0	2096.3	84		2500.0	2166.1	87		3.3		42	125	20	—	—	—	—	—		—	—	—		—		—	—	—
cis-1,2-Dichloroethene	<	20	2500.0	2284.9	91		2500.0	2484.9	99		8.4		75	125	20	—	—	—	—	—		—	—	—		—		—	—	—
cis-1,3-Dichloropropene	<	14	2500.0	2273.8	91		2500.0	2475.3	99		8.5		75	125	20	—	—	—	—	—		—	—	—		—		—	—	—
Dibromomethane	<	18	0	—	—		—	—	—		—		—	—	—	—	—	—	—	—		—	—	—		—		—	—	—
Dichlorodifluoromethane	<	21	0	—	—		—	—	—		—		—	—	—	—	—	—	—	—		—	—	—		—		—	—	—
Diisopropyl Ether	<	9.5	0	—	—		—	—	—		—		—	—	—	—	—	—	—	—		—	—	—		—		—	—	—
Ethylbenzene	<	15	2500.0	2514.8	101		2500.0	2708.8	108		7.4		75	125	20	—	—	—	—	—		—	—	—		—		—	—	—
Fluorotrichloromethane	<	19	0	—	—		—	—	—		—		—	—	—	—	—	—	—	—		—	—	—		—		—	—	—
Hexachlorobutadiene	<	23	0	—	—		—	—	—		—		—	—	—	—	—	—	—	—		—	—	—		—		—	—	—
Isopropylbenzene	<	11	0	—	—		—	—	—		—		—	—	—	—	—	—	—	—		—	—	—		—		—	—	—
Methylene Chloride	<	14	2500.0	2243.8	90		2500.0	2302.5	92		2.6		58	144	20	—	—	—	—	—		—	—	—		—		—	—	—
Methyl-tert-butyl-ether	<	15	0	—	—		—	—	—		—		—	—	—	—	—	—	—	—		—	—	—		—		—	—	—
Naphthalene	<	15	0	—	—		—	—	—		—		—	—	—	—	—	—	—	—		—	—	—		—		—	—	—
n-Butylbenzene	<	12	0	—	—		—	—	—		—		—	—	—	—	—	—	—	—		—	—	—		—		—	—	—
n-Propylbenzene	<	5.5	0	—	—		—	—	—		—		—	—	—	—	—	—	—	—		—	—	—		—		—	—	—
p-Isopropyltoluene	<	12	0	—	—		—	—	—		—		—	—	—	—	—	—	—	—		—	—	—		—		—	—	—
s-Butylbenzene	<	8	0	—	—		—	—	—		—		—	—	—	—	—	—	—	—		—	—	—		—		—	—	—
Styrene	<	12	2500.0	2504.7	100		2500.0	2654.1	106		5.8		75	130	20	—	—	—	—	—		—	—	—		—		—	—	—
t-Butylbenzene	<	12	0	—	—		—	—	—		—		—	—	—	—	—	—	—	—		—	—	—		—		—	—	—

Conc = ug/Kg unless otherwise noted

C = QC Code, see Qualifer Sheet

Parent Result is reported down to MDL in order to allow Validation of this worksheet

The %R and RPD results are calculated from raw data values with more significant figures than are reported on this form.

Report Date: 12/11/2006

QC Batch Number: 14313

Pace Analytical Services, Inc.

QC Summary

1241 Bellevue Street
Green Bay, WI 54302
920-469-2436
Fax: 920-469-8827

Test Name	Method Blank Result	Conc	LCS Spiked Conc	LCS Recovery Conc	%	C	LCSD Spiked Conc	LCSD Recovery Conc	%	C	LCS/LCSD RPD %	C	LCS/LCSD Control Limits LCL %	UCL %	RPD %	Parent Sample Number	Parent Result Conc	MS Spiked Conc	MS Recovery Conc	%	C	MSD Spiked Conc	MSD Recovery Conc	%	C	MS/MSD RPD %	C	MS/MSD Control Limits LCL %	UCL %	RPD %
Tetrachloroethene	<	16	2500.0	2467.5	99		2500.0	2702.6	108		9.1		75	125	20	---	---	---	---	---		---	---	---		---		---	---	---
Toluene	<	8.5	2500.0	2570.2	103		2500.0	2695.1	108		4.7		75	125	20	---	---	---	---	---		---	---	---		---		---	---	---
trans-1,2-Dichloroethene	<	14	2500.0	2381	95		2500.0	2507.1	100		5.2		75	125	20	---	---	---	---	---		---	---	---		---		---	---	---
trans-1,3-Dichloropropene	<	15	2500.0	2577.8	103		2500.0	2765.2	111		7.0		75	125	20	---	---	---	---	---		---	---	---		---		---	---	---
Trichloroethene	<	20	2500.0	2517.1	101		2500.0	2691.7	108		6.7		75	125	20	---	---	---	---	---		---	---	---		---		---	---	---
Vinyl Chloride	<	14	2500.0	2329.7	93		2500.0	2510.4	100		7.5		49	125	20	---	---	---	---	---		---	---	---		---		---	---	---
Xylene, m + p	<	22	5000.0	4849.9	97		5000.0	5247	105		7.9		75	127	20	---	---	---	---	---		---	---	---		---		---	---	---
Xylene, o	<	15	2500.0	2455.4	98		2500.0	2602.5	104		5.8		75	125	20	---	---	---	---	---		---	---	---		---		---	---	---
4-Bromofluorobenzene		101%	---	---	99		---	---	102		---		64	133	---	---	---	---	---	---		---	---	---		---		---	---	---
Toluene-d8		107%	---	---	108		---	---	112		---		67	139	---	---	---	---	---	---		---	---	---		---		---	---	---
Dibromofluoromethane		102%	---	---	99		---	---	105		---		64	140	---	---	---	---	---	---		---	---	---		---		---	---	---

Conc = ug/Kg unless otherwise noted

C = QC Code, see Qualifer Sheet

Parent Result is reported down to MDL in order to allow Validation of this worksheet

The %R and RPD results are calculated from raw data values with more significant figures than are reported on this form.

Report Date: 12/11/2006

QC Batch Number: 14313

Pace Analytical Services, Inc.

QC Summary

1241 Bellevue Street
Green Bay, WI 54302
920-469-2436
Fax: 920-469-8827

Batch: 876062
Lab Section: BNASIM
QC Batch Number: 14319
Prep Method: SW846 3545
Analytical Method: 8270C-SIM

QC Type	Client Sample ID	Lab Sample ID
MB	1933-79MB	1933-79MB
LCS	1933-79LCS	1933-79LCS
LCSD	1933-79LCSD	1933-79LCSD
MS	875968-001MS	875968-001MS
MSD	875968-001MSD	875968-001MSD

Client Sample ID	Lab Sample ID	MB ID	Client Sample ID	Lab Sample ID	MB ID
KSB-1-3	876062-003	MB			

Test Name		Method Blank Result Conc	LCS Spiked Conc	LCS Recovery Conc	LCS Recovery %	C	LCSD Spiked Conc	LCSD Recovery Conc	LCSD Recovery %	C	LCS/LCSD RPD %	C	LCS/LCSD Control Limits LCL %	UCL %	RPD %	Parent Sample Number		Parent Result Conc	MS Spiked Conc	MS Recovery Conc	MS Recovery %	C	MSD Spiked Conc	MSD Recovery Conc	MSD Recovery %	C	MS/MSD RPD %	C	MS/MSD Control Limits LCL %	UCL %	RPD %
Acenaphthene	<	3	500.0	392.1	78		500.0	419.1	84		6.6		47	143	20	875968-001	<	3.2	538.0	430.7	80		538.0	419.1	78		2.7		44	123	27
Acenaphthylene	<	2.9	500.0	403.6	81		500.0	437.7	88		8.1		56	134	20	875968-001	<	3.1	538.0	445.5	83		538.0	440.5	82		1.1		45	128	20
Anthracene	<	3.6	500.0	403.3	81		500.0	428.8	86		6.1		45	147	23	875968-001	<	3.8	538.0	451.6	84		538.0	436.8	81		3.3		27	152	57
Benzo(a)anthracene	<	5.3	500.0	408.2	82		500.0	441.3	88		7.8		50	140	20	875968-001	<	5.7	538.0	456.1	85		538.0	444.1	83		2.7		36	139	46
Benzo(a)pyrene	<	2.9	500.0	536.1	107		500.0	579.2	116		7.7		61	141	20	875968-001	<	3.1	538.0	589.3	110		538.0	580.9	108		1.4		34	147	28
Benzo(b)fluoranthene	<	2.8	500.0	545.3	109		500.0	587.1	117		7.4		55	141	20	875968-001	<	3	538.0	581.1	108		538.0	580	108		0.2		34	152	32
Benzo(ghi)perylene	<	3.6	500.0	486.7	97		500.0	531.9	106		8.9		42	142	20	875968-001	<	3.8	538.0	531	99		538.0	523.3	97		1.5		10	142	26
Benzo(k)fluoranthene	<	3.1	500.0	487.2	97		500.0	533.6	107		9.1		53	155	20	875968-001	<	3.3	538.0	551	102		538.0	534.1	99		3.1		25	159	27
Chrysene	<	4.4	500.0	380.9	76		500.0	409.3	82		7.2		57	135	20	875968-001	<	4.7	538.0	418.2	78		538.0	407.7	76		2.6		35	139	35
Dibenz(a,h)anthracene	<	2.8	500.0	514.1	103		500.0	556.5	111		7.9		54	148	20	875968-001	<	3	538.0	567.4	105		538.0	554.5	103		2.3		26	147	26
Fluoranthene	<	2.9	500.0	416.8	83		500.0	440.4	88		5.5		54	139	20	875968-001	<	3.1	538.0	468.8	87		538.0	443.1	82		5.6		18	169	43
Fluorene	<	3.4	500.0	410.1	82		500.0	439.2	88		6.8		48	139	21	875968-001	<	3.7	538.0	449.9	84		538.0	441.9	82		1.8		41	131	26
Indeno(1,2,3-cd)pyrene	<	2.5	500.0	509	102		500.0	554.6	111		8.6		49	147	21	875968-001	<	2.7	538.0	559.3	104		538.0	547.6	102		2.1		17	145	29
Naphthalene	<	4	500.0	407.6	82		500.0	418.2	84		2.6		48	131	27	875968-001		286.7	538.0	743	85		538.0	767.5	89		3.2		30	131	29
Phenanthrene	<	2.9	500.0	400.4	80		500.0	426.1	85		6.2		52	134	20	875968-001		4.520	538.0	447.8	82		538.0	432.3	80		3.5		21	151	36
Pyrene	<	2.5	500.0	399.1	80		500.0	430.8	86		7.6		49	144	20	875968-001	<	2.6	538.0	453.8	84		538.0	437.4	81		3.7		10	206	46
Nitrobenzene-d5		90%	—	—	78		—	—	83		—		10	141	—	875968-001		75%	—	—	82		—	—	79		—		10	141	—
2-Fluorobiphenyl		86%	—	—	77		—	—	82		—		10	161	—	875968-001		68%	—	—	78		—	—	75		—		10	161	—
Terphenyl-d14		76%	—	—	53		—	—	53		—		29	150	—	875968-001		55%	—	—	60		—	—	57		—		29	150	—

Conc = ug/Kg unless otherwise noted
C = QC Code, see Qualifer Sheet
Parent Result is reported down to MDL in order to allow Validation of this worksheet
The %R and RPD results are calculated from raw data values with more significant figures than are reported on this form.

Report Date: 12/11/2006
QC Batch Number: 14319

Pace Analytical Services, Inc.

1241 Bellevue Street
Green Bay, WI 54302
920-469-2436
Fax: 920-469-8827

QC Summary

Batch: 876062
Lab Section: METALS
QC Batch Number: 14350
Prep Method: SW846 3010A
Analytical Method: SW846 6010B

QC Type	Client Sample ID	Lab Sample ID
MB	MBTMTG1984-29	MBTMTG1984-29
LCS	LCSTMTG1984-29	LCSTMTG1984-29
MS	876174-001MS	876174-001MS
MS	876121-001MS	876121-001MS
MS	875887-001MS	875887-001MS
MSD	875887-001MSD	875887-001MSD

Client Sample ID	Lab Sample ID	MB ID
SB607S-2,2'-2.9'	876062-001	MB
KSB-1-3	876062-003	MB
KSB-4-1	876062-006	MB

Client Sample ID	Lab Sample ID	MB ID
SB606S-2,2'-3.1'	876062-002	MB
KSB-3-1	876062-004	MB

Test Name	Method Blank Result	Method Blank Result Conc	LCS Spiked Conc	LCS Recovery Conc	LCS Recovery %	LCS Recovery C	LCSD Spiked Conc	LCSD Recovery Conc	LCSD Recovery %	LCSD Recovery C	LCS/LCSD RPD %	LCS/LCSD RPD C	LCS/LCSD Control Limits LCL %	LCS/LCSD Control Limits UCL %	LCS/LCSD Control Limits RPD %	Parent Sample Number	Parent Result	Parent Result Conc	MS Spiked Conc	MS Recovery Conc	MS Recovery %	MS Recovery C	MSD Spiked Conc	MSD Recovery Conc	MSD Recovery %	MSD Recovery C	MS/MSD RPD %	MS/MSD RPD C	MS/MSD Control Limits LCL %	MS/MSD Control Limits UCL %	MS/MSD Control Limits RPD %
Arsenic - TCLP	<	0.0076	0.50	0.46	91.9		—	—	—		—		80	120	20	875887-001	<	0.038	2.5	2.5	98.7		2.5	2.4	97.4		1.3		75	125	20
Barium - TCLP	<	0.001	0.50	0.49	97.8		—	—	—		—		80	120	20	875887-001		0.95	2.5	3.6	108.0		2.5	3.6	104.7		2.3		75	125	20
Cadmium - TCLP	<	0.00074	0.50	0.48	95.9		—	—	—		—		80	120	20	875887-001		0.084	2.5	2.6	100.4		2.5	2.6	99.1		1.3		75	125	20
Chromium - TCLP	<	0.0013	0.50	0.43	85.7		—	—	—		—		80	120	20	875887-001	<	0.0066	2.5	2.3	90.9		2.5	2.3	90.5		0.5		75	125	20
Lead - TCLP	<	0.0034	0.50	0.46	92.1		—	—	—		—		80	120	20	875887-001		0.34	2.5	2.8	97.9		2.5	2.8	96.7		1.1		75	125	20
Selenium - TCLP	<	0.0083	0.50	0.46	92.0		—	—	—		—		80	120	20	875887-001	<	0.042	2.5	2.4	97.9		2.5	2.4	97.3		0.6		75	125	20
Silver - TCLP	<	0.0026	0.25	0.24	95.1		—	—	—		—		80	120	20	875887-001	<	0.013	1.2	1.3	100.4		1.2	1.2	98.8		1.6		75	125	20
Arsenic - TCLP	<	0.0076	0.50	0.46	91.9		—	—	—		—		80	120	20	876121-001	<	0.038	2.5	2.3	90.5		—	—	—		—		75	125	20
Barium - TCLP	<	0.001	0.50	0.49	97.8		—	—	—		—		80	120	20	876121-001		1.1	2.5	3.2	87.3		—	—	—		—		75	125	20
Cadmium - TCLP	<	0.00074	0.50	0.48	95.9		—	—	—		—		80	120	20	876121-001	<	0.0037	2.5	2.3	93.0		—	—	—		—		75	125	20
Chromium - TCLP	<	0.0013	0.50	0.43	85.7		—	—	—		—		80	120	20	876121-001	<	0.0066	2.5	2.1	82.3		—	—	—		—		75	125	20
Lead - TCLP	<	0.0034	0.50	0.46	92.1		—	—	—		—		80	120	20	876121-001		0.021	2.5	2.2	88.5		—	—	—		—		75	125	20
Selenium - TCLP	<	0.0083	0.50	0.46	92.0		—	—	—		—		80	120	20	876121-001	<	0.042	2.5	2.3	91.1		—	—	—		—		75	125	20
Silver - TCLP	<	0.0026	0.25	0.24	95.1		—	—	—		—		80	120	20	876121-001	<	0.013	1.2	1.2	92.4		—	—	—		—		75	125	20
Arsenic - TCLP	<	0.0076	0.50	0.46	91.9		—	—	—		—		80	120	20	876174-001	<	0.038	2.5	2.5	101.4		—	—	—		—		75	125	20
Barium - TCLP	<	0.001	0.50	0.49	97.8		—	—	—		—		80	120	20	876174-001		1.1	2.5	3.9	109.1		—	—	—		—		75	125	20
Cadmium - TCLP	<	0.00074	0.50	0.48	95.9		—	—	—		—		80	120	20	876174-001	<	0.0037	2.5	2.6	103.1		—	—	—		—		75	125	20
Chromium - TCLP	<	0.0013	0.50	0.43	85.7		—	—	—		—		80	120	20	876174-001	<	0.0066	2.5	2.4	95.3		—	—	—		—		75	125	20
Lead - TCLP	<	0.0034	0.50	0.46	92.1		—	—	—		—		80	120	20	876174-001	<	0.017	2.5	2.5	99.6		—	—	—		—		75	125	20
Selenium - TCLP	<	0.0083	0.50	0.46	92.0		—	—	—		—		80	120	20	876174-001	<	0.042	2.5	2.5	101.2		—	—	—		—		75	125	20
Silver - TCLP	<	0.0026	0.25	0.24	95.1		—	—	—		—		80	120	20	876174-001	<	0.013	1.2	1.3	102.8		—	—	—		—		75	125	20

Conc = mg/L unless otherwise noted
C = QC Code, see Qualifer Sheet
Parent Result is reported down to MDL in order to allow Validation of this worksheet
The %R and RPD results are calculated from raw data values with more significant figures than are reported on this form.

Report Date: 12/11/2006
QC Batch Number: 14350

Pace Analytical Services, Inc.

1241 Bellevue Street
Green Bay, WI 54302
920-469-2436
Fax: 920-469-8827

QC Summary

Batch: 876062
Lab Section: VOA
QC Batch Number: 14370
Prep Method: SW846 5030B
Analytical Method: SW846 8260B

QC Type	Client Sample ID	Lab Sample ID
MB	vog1993-52MB	vog1993-52MB
LCS	vog1993-52LCS	vog1993-52LCS
LCSD	vog1993-52LCSD	vog1993-52LCSD
MS	876189-008MS	876189-008MS
MS	876121-001MS	876121-001MS
MS	KSB-4-4MS	876062-007MS
MSD	876189-008MSD	876189-008MSD

Client Sample ID	Lab Sample ID	MB ID
KSB-1-3	876062-003	MB
KSB-4-4	876062-007	MB

Client Sample ID	Lab Sample ID	MB ID
KSB-3-3,4'-6'	876062-005	MB

Test Name	Method Blank Result Conc	LCS Spiked Conc	LCS Recovery Conc	LCS Recovery %	LCS Recovery C	LCSD Spiked Conc	LCSD Recovery Conc	LCSD Recovery %	LCSD Recovery C	LCS/LCSD RPD %	LCS/LCSD RPD C	LCS/LCSD Control Limits LCL %	LCS/LCSD Control Limits UCL %	LCS/LCSD Control Limits RPD %	Parent Sample Number	Parent Result Conc	MS Spiked Conc	MS Recovery Conc	MS Recovery %	MS Recovery C	MSD Spiked Conc	MSD Recovery Conc	MSD Recovery %	MSD Recovery C	MS/MSD RPD %	MS/MSD RPD C	MS/MSD Control Limits LCL %	MS/MSD Control Limits UCL %	MS/MSD Control Limits RPD %
1,1,1,2-Tetrachloroethane	< 0.92	0	—	—		—	—	—		—		—	—	—	—	—	—	—	—		—	—	—		—		—	—	—
1,1-Dichloropropene	< 0.75	0	—	—		—	—	—		—		—	—	—	—	—	—	—	—		—	—	—		—		—	—	—
1,2,3-Trichlorobenzene	< 0.74	0	—	—		—	—	—		—		—	—	—	—	—	—	—	—		—	—	—		—		—	—	—
1,2,3-Trichloropropane	< 0.99	0	—	—		—	—	—		—		—	—	—	—	—	—	—	—		—	—	—		—		—	—	—
1,2,4-Trichlorobenzene	< 0.97	0	—	—		—	—	—		—		—	—	—	—	—	—	—	—		—	—	—		—		—	—	—
1,2,4-Trimethylbenzene	< 0.97	0	—	—		—	—	—		—		—	—	—	—	—	—	—	—		—	—	—		—		—	—	—
1,2-Dibromo-3-chloropropan	< 0.87	0	—	—		—	—	—		—		—	—	—	—	—	—	—	—		—	—	—		—		—	—	—
1,2-Dibromoethane	< 0.56	0	—	—		—	—	—		—		—	—	—	—	—	—	—	—		—	—	—		—		—	—	—
1,2-Dichlorobenzene	< 0.83	0	—	—		—	—	—		—		—	—	—	—	—	—	—	—		—	—	—		—		—	—	—
1,3,5-Trimethylbenzene	< 0.83	0	—	—		—	—	—		—		—	—	—	—	—	—	—	—		—	—	—		—		—	—	—
1,3-Dichlorobenzene	< 0.87	0	—	—		—	—	—		—		—	—	—	—	—	—	—	—		—	—	—		—		—	—	—
1,3-Dichloropropane	< 0.61	0	—	—		—	—	—		—		—	—	—	—	—	—	—	—		—	—	—		—		—	—	—
1,4-Dichlorobenzene	< 0.95	0	—	—		—	—	—		—		—	—	—	—	—	—	—	—		—	—	—		—		—	—	—
2,2-Dichloropropane	< 0.62	0	—	—		—	—	—		—		—	—	—	—	—	—	—	—		—	—	—		—		—	—	—
2-Chlorotoluene	< 0.85	0	—	—		—	—	—		—		—	—	—	—	—	—	—	—		—	—	—		—		—	—	—
4-Chlorotoluene	< 0.74	0	—	—		—	—	—		—		—	—	—	—	—	—	—	—		—	—	—		—		—	—	—
Bromobenzene	< 0.82	0	—	—		—	—	—		—		—	—	—	—	—	—	—	—		—	—	—		—		—	—	—
Bromochloromethane	< 0.97	0	—	—		—	—	—		—		—	—	—	—	—	—	—	—		—	—	—		—		—	—	—
Dibromomethane	< 0.6	0	—	—		—	—	—		—		—	—	—	—	—	—	—	—		—	—	—		—		—	—	—
Dichlorodifluoromethane	< 0.99	0	—	—		—	—	—		—		—	—	—	—	—	—	—	—		—	—	—		—		—	—	—
Diisopropyl Ether	< 0.76	0	—	—		—	—	—		—		—	—	—	—	—	—	—	—		—	—	—		—		—	—	—

Conc = mg/L unless otherwise noted
C = QC Code, see Qualifer Sheet
Parent Result is reported down to MDL in order to allow Validation of this worksheet
The %R and RPD results are calculated from raw data values with more significant figures than are reported on this form.

Report Date: 12/11/2006
QC Batch Number: 14370

Pace Analytical Services, Inc.

QC Summary

1241 Bellevue Street
Green Bay, WI 54302
920-469-2436
Fax: 920-469-8827

Test Name	Method Blank Result	Conc	LCS Spiked Conc	LCS Recovery Conc	%	C	LCSD Spiked Conc	LCSD Recovery Conc	%	C	LCS/LCSD RPD %	C	LCS/LCSD Control Limits LCL %	UCL %	RPD %	Parent Sample Number	Parent Result	Conc	MS Spiked Conc	MS Recovery Conc	%	C	MSD Spiked Conc	MSD Recovery Conc	%	C	MS/MSD RPD %	C	MS/MSD Control Limits LCL %	UCL %	RPD %
Fluorotrichloromethane	<	0.79	0	—	—		—	—	—		—		—	—	—	—		—	—	—	—		—	—	—		—		—	—	—
Hexachlorobutadiene	<	0.67	0	—	—		—	—	—		—		—	—	—	—		—	—	—	—		—	—	—		—		—	—	—
Isopropylbenzene	<	0.59	0	—	—		—	—	—		—		—	—	—	—		—	—	—	—		—	—	—		—		—	—	—
Methyl-tert-butyl-ether	<	0.61	0	—	—		—	—	—		—		—	—	—	—		—	—	—	—		—	—	—		—		—	—	—
Naphthalene	<	0.74	0	—	—		—	—	—		—		—	—	—	—		—	—	—	—		—	—	—		—		—	—	—
n-Butylbenzene	<	0.93	0	—	—		—	—	—		—		—	—	—	—		—	—	—	—		—	—	—		—		—	—	—
n-Propylbenzene	<	0.81	0	—	—		—	—	—		—		—	—	—	—		—	—	—	—		—	—	—		—		—	—	—
p-Isopropyltoluene	<	0.67	0	—	—		—	—	—		—		—	—	—	—		—	—	—	—		—	—	—		—		—	—	—
s-Butylbenzene	<	0.89	0	—	—		—	—	—		—		—	—	—	—		—	—	—	—		—	—	—		—		—	—	—
t-Butylbenzene	<	0.97	0	—	—		—	—	—		—		—	—	—	—		—	—	—	—		—	—	—		—		—	—	—
1,1,1-Trichloroethane		—	0	—	—		—	—	—		—		—	—	—	876062-007	<	0.0045	0.25	0.23	92		—	—	—		—		70	130	30
1,1,2,2-Tetrachloroethane		—	0	—	—		—	—	—		—		—	—	—	876062-007	<	0.001	0.25	0.28	112		—	—	—		—		70	130	30
1,1,2-Trichloroethane		—	0	—	—		—	—	—		—		—	—	—	876062-007	<	0.0021	0.25	0.26	104		—	—	—		—		70	130	30
1,1-Dichloroethane		—	0	—	—		—	—	—		—		—	—	—	876062-007	<	0.0038	0.25	0.25	100		—	—	—		—		70	130	30
1,1-Dichloroethene		—	0	—	—		—	—	—		—		—	—	—	876062-007	<	0.0028	0.25	0.27	107		—	—	—		—		70	135	30
1,2-Dichloroethane		—	0	—	—		—	—	—		—		—	—	—	876062-007	<	0.0018	0.25	0.22	90		—	—	—		—		70	130	30
1,2-Dichloropropane		—	0	—	—		—	—	—		—		—	—	—	876062-007	<	0.0023	0.25	0.26	105		—	—	—		—		70	130	30
Benzene		—	0	—	—		—	—	—		—		—	—	—	876062-007	<	0.002	0.25	0.26	105		—	—	—		—		70	130	30
Bromodichloromethane		—	0	—	—		—	—	—		—		—	—	—	876062-007	<	0.0028	0.25	0.24	95		—	—	—		—		70	130	30
Bromoform		—	0	—	—		—	—	—		—		—	—	—	876062-007	<	0.0047	0.25	0.23	93		—	—	—		—		70	130	30
Bromomethane		—	0	—	—		—	—	—		—		—	—	—	876062-007	<	0.0046	0.25	0.26	102		—	—	—		—		63	147	30
Carbon Tetrachloride		—	0	—	—		—	—	—		—		—	—	—	876062-007	<	0.0025	0.25	0.22	89		—	—	—		—		70	131	30
Chlorobenzene		—	0	—	—		—	—	—		—		—	—	—	876062-007	<	0.002	0.25	0.25	98		—	—	—		—		70	130	30
Chlorodibromomethane		—	0	—	—		—	—	—		—		—	—	—	876062-007	<	0.0041	0.25	0.25	101		—	—	—		—		70	130	30
Chloroethane		—	0	—	—		—	—	—		—		—	—	—	876062-007	<	0.0048	0.25	0.28	112		—	—	—		—		67	138	30
Chloroform		—	0	—	—		—	—	—		—		—	—	—	876062-007	<	0.0018	0.25	0.24	95		—	—	—		—		70	130	30
Chloromethane		—	0	—	—		—	—	—		—		—	—	—	876062-007	<	0.0012	0.25	0.26	103		—	—	—		—		43	150	30
cis-1,2-Dichloroethene		—	0	—	—		—	—	—		—		—	—	—	876062-007	<	0.0041	0.25	0.25	101		—	—	—		—		70	130	30
cis-1,3-Dichloropropene		—	0	—	—		—	—	—		—		—	—	—	876062-007	<	0.00095	0.25	0.22	90		—	—	—		—		70	130	30
Ethylbenzene		—	0	—	—		—	—	—		—		—	—	—	876062-007		0.012	0.25	0.27	104		—	—	—		—		70	136	30
Methylene Chloride		—	0	—	—		—	—	—		—		—	—	—	876062-007		0.055	0.25	0.32	106		—	—	—		—		70	130	30
Styrene		—	0	—	—		—	—	—		—		—	—	—	876062-007	<	0.0043	0.25	0.27	108		—	—	—		—		70	130	30

Conc = mg/L unless otherwise noted

C = QC Code, see Qualifer Sheet

Parent Result is reported down to MDL in order to allow Validation of this worksheet

The %R and RPD results are calculated from raw data values with more significant figures than are reported on this form.

Report Date: 12/11/2006

QC Batch Number: 14370

Pace Analytical Services, Inc.

QC Summary

1241 Bellevue Street
Green Bay, WI 54302
920-469-2436
Fax: 920-469-8827

Test Name	Method Blank Result Conc	LCS Spiked Conc	LCS Recovery Conc	LCS Recovery %	C	LCSD Spiked Conc	LCSD Recovery Conc	LCSD Recovery %	C	LCS/LCSD RPD %	C	LCS/LCSD Control Limits LCL %	UCL %	RPD %	Parent Sample Number		Parent Result Conc	MS Spiked Conc	MS Recovery Conc	MS Recovery %	C	MSD Spiked Conc	MSD Recovery Conc	MSD Recovery %	C	MS/MSD RPD %	C	MS/MSD Control Limits LCL %	UCL %	RPD %
Tetrachloroethene	—	0	—	—		—	—	—		—		—	—	—	876062-007	<	0.0022	0.25	0.23	91		—	—	—		—		70	130	30
Toluene	—	0	—	—		—	—	—		—		—	—	—	876062-007	<	0.0034	0.25	0.26	104		—	—	—		—		70	130	30
trans-1,2-Dichloroethene	—	0	—	—		—	—	—		—		—	—	—	876062-007	<	0.0044	0.25	0.3	120		—	—	—		—		70	130	30
trans-1,3-Dichloropropene	—	0	—	—		—	—	—		—		—	—	—	876062-007	<	0.00095	0.25	0.24	95		—	—	—		—		70	130	30
Trichloroethene	—	0	—	—		—	—	—		—		—	—	—	876062-007	<	0.0024	0.25	0.25	101		—	—	—		—		70	130	30
Vinyl Chloride	—	0	—	—		—	—	—		—		—	—	—	876062-007	<	0.0009	0.25	0.27	108		—	—	—		—		62	138	30
Xylene, m + p	—	0	—	—		—	—	—		—		—	—	—	876062-007		0.045	0.50	0.57	105		—	—	—		—		70	137	30
Xylene, o	—	0	—	—		—	—	—		—		—	—	—	876062-007		0.014	0.25	0.29	110		—	—	—		—		70	130	30
4-Bromofluorobenzene	—	—	—	—		—	—	—		—		—	—	—	876062-007		99%	—	—	100		—	—	—		—		64	132	—
Toluene-d8	—	—	—	—		—	—	—		—		—	—	—	876062-007		103%	—	—	105		—	—	—		—		73	127	—
Dibromofluoromethane	—	—	—	—		—	—	—		—		—	—	—	876062-007		105%	—	—	103		—	—	—		—		68	122	—
1,1-Dichloroethene	—	0	—	—		—	—	—		—		—	—	—	876121-001	<	0.0028	0.25	0.27	108		—	—	—		—		70	135	30
1,2-Dichloroethane	—	0	—	—		—	—	—		—		—	—	—	876121-001	<	0.0018	0.25	0.23	92		—	—	—		—		70	130	30
Benzene	—	0	—	—		—	—	—		—		—	—	—	876121-001	<	0.002	0.25	0.26	106		—	—	—		—		70	130	30
Carbon Tetrachloride	—	0	—	—		—	—	—		—		—	—	—	876121-001	<	0.0025	0.25	0.22	87		—	—	—		—		70	131	30
Chlorobenzene	—	0	—	—		—	—	—		—		—	—	—	876121-001	<	0.002	0.25	0.25	100		—	—	—		—		70	130	30
Chloroform	—	0	—	—		—	—	—		—		—	—	—	876121-001	<	0.0018	0.25	0.24	98		—	—	—		—		70	130	30
Tetrachloroethene	—	0	—	—		—	—	—		—		—	—	—	876121-001	<	0.0022	0.25	0.23	93		—	—	—		—		70	130	30
Trichloroethene	—	0	—	—		—	—	—		—		—	—	—	876121-001	<	0.0024	0.25	0.25	101		—	—	—		—		70	130	30
Vinyl Chloride	—	0	—	—		—	—	—		—		—	—	—	876121-001	<	0.0009	0.25	0.27	109		—	—	—		—		62	138	30
4-Bromofluorobenzene	—	—	—	—		—	—	—		—		—	—	—	876121-001		98%	—	—	102		—	—	—		—		64	132	—
Toluene-d8	—	—	—	—		—	—	—		—		—	—	—	876121-001		105%	—	—	106		—	—	—		—		73	127	—
Dibromofluoromethane	—	—	—	—		—	—	—		—		—	—	—	876121-001		106%	—	—	105		—	—	—		—		68	122	—
1,1,1-Trichloroethane	< 0.9	50.0	45.2	90		50.0	44	88		2.6		75	128	20	876189-008	<	0.9	50.0	46.6	93		50.0	46.1	92		1.2		70	130	30
1,1,2,2-Tetrachloroethane	< 0.2	50.0	57.9	116		50.0	56.7	113		2.0		67	125	20	876189-008	<	0.2	50.0	57.7	115		50.0	59.1	118		2.3		70	130	30
1,1,2-Trichloroethane	< 0.42	50.0	51.7	103		50.0	50.8	102		1.8		75	125	20	876189-008	<	0.42	50.0	51.8	104		50.0	52.7	105		1.7		70	130	30
1,1-Dichloroethane	< 0.75	50.0	49.7	99		50.0	49.3	99		0.8		71	130	20	876189-008	<	0.75	50.0	51.1	102		50.0	49.6	99		2.9		70	130	30
1,1-Dichloroethene	< 0.57	50.0	54.6	109		50.0	53.2	106		2.5		75	125	20	876189-008	<	0.57	50.0	55.8	112		50.0	56.5	113		1.3		70	135	30
1,2-Dichloroethane	< 0.36	50.0	44.3	89		50.0	43.1	86		2.8		71	132	20	876189-008	<	0.36	50.0	45.2	90		50.0	44.6	89		1.2		70	130	30
1,2-Dichloropropane	< 0.46	50.0	51.1	102		50.0	52.5	105		2.6		73	125	20	876189-008	<	0.46	50.0	53.2	106		50.0	52.2	104		1.8		70	130	30
Benzene	< 0.41	50.0	52.3	105		50.0	51.7	103		1.2		75	125	20	876189-008	<	0.41	50.0	53.6	107		50.0	53	106		1.1		70	130	30
Bromodichloromethane	< 0.56	50.0	46	92		50.0	46.6	93		1.2		75	125	20	876189-008	<	0.56	50.0	47.5	95		50.0	47.5	95		0.1		70	130	30

Conc = mg/L unless otherwise noted

C = QC Code, see Qualifer Sheet

Parent Result is reported down to MDL in order to allow Validation of this worksheet

The %R and RPD results are calculated from raw data values with more significant figures than are reported on this form.

Report Date: 12/11/2006

QC Batch Number: 14370

Pace Analytical Services, Inc.

QC Summary

1241 Bellevue Street
Green Bay, WI 54302
920-469-2436
Fax: 920-469-8827

Test Name	Method Blank Result		Conc	LCS Spiked Conc	LCS Recovery Conc	%	C	LCSD Spiked Conc	LCSD Recovery Conc	%	C	LCS/LCSD RPD %	C	LCS/LCSD Control Limits LCL %	UCL %	RPD %	Parent Sample Number	Parent Result		Conc	MS Spiked Conc	MS Recovery Conc	%	C	MSD Spiked Conc	MSD Recovery Conc	%	C	MS/MSD RPD %	C	MS/MSD Control Limits LCL %	UCL %	RPD %
Bromoform	<		0.94	50.0	45.3	91		50.0	45.2	90		0.1		75	125	20	876189-008	<		0.94	50.0	45	90		50.0	45.7	91		1.7		70	130	30
Bromomethane	<		0.91	50.0	45.6	91		50.0	53.3	107		15.7		66	125	20	876189-008	<		0.91	50.0	57.3	115		50.0	56.3	113		1.8		63	147	30
Carbon Tetrachloride	<		0.49	50.0	44.5	89		50.0	42.6	85		4.3		75	125	20	876189-008	<		0.49	50.0	45.2	90		50.0	45	90		0.4		70	131	30
Chlorobenzene	<		0.41	50.0	47.8	96		50.0	48.3	97		1.0		75	125	20	876189-008	<		0.41	50.0	49.6	99		50.0	49.7	99		0.2		70	130	30
Chlorodibromomethane	<		0.81	50.0	48.9	98		50.0	48.2	96		1.4		75	125	20	876189-008	<		0.81	50.0	49.5	99		50.0	50.2	100		1.5		70	130	30
Chloroethane	<		0.97	50.0	57.8	116		50.0	56.9	114		1.5		72	126	20	876189-008	<		0.97	50.0	61.1	122		50.0	62.2	124		1.7		67	138	30
Chloroform	<		0.37	50.0	48	96		50.0	46.8	94		2.4		75	125	20	876189-008	<		0.37	50.0	48.2	96		50.0	48.1	96		0.2		70	130	30
Chloromethane	<		0.24	50.0	52.3	105		50.0	52.3	105		0.1		46	143	20	876189-008	<		0.24	50.0	55	110		50.0	54.1	108		1.6		43	150	30
cis-1,2-Dichloroethene	<		0.83	50.0	51.6	103		50.0	49.9	100		3.3		75	125	20	876189-008	<		0.83	50.0	51.9	104		50.0	52.1	104		0.4		70	130	30
cis-1,3-Dichloropropene	<		0.19	50.0	45.9	92		50.0	46.8	94		1.8		75	125	20	876189-008	<		0.19	50.0	47.5	95		50.0	46.5	93		2.1		70	130	30
Ethylbenzene	<		0.54	50.0	50.4	101		50.0	50.5	101		0.2		75	125	20	876189-008	<		0.54	50.0	51.1	102		50.0	51.5	103		0.7		70	136	30
Methylene Chloride	<		0.43	50.0	54.1	108		50.0	52.6	105		2.8		75	125	20	876189-008	<		0.43	50.0	55.5	111		50.0	53.4	107		3.9		70	130	30
Styrene	<		0.86	50.0	52.8	106		50.0	53	106		0.5		75	125	20	876189-008	<		0.86	50.0	48.1	96		50.0	52	104		7.8		70	130	30
Tetrachloroethene	<		0.45	50.0	45.4	91		50.0	45.9	92		1.1		75	130	20	876189-008	<		0.45	50.0	46	92		50.0	45	90		2.1		70	130	30
Toluene	<		0.67	50.0	51.6	103		50.0	51.2	102		0.6		75	125	20	876189-008	<		0.67	50.0	51.8	104		50.0	52.9	106		2.0		70	130	30
trans-1,2-Dichloroethene	<		0.89	50.0	53.6	107		50.0	53.3	107		0.6		75	125	20	876189-008	<		0.89	50.0	55.6	111		50.0	54.1	108		2.7		70	130	30
trans-1,3-Dichloropropene	<		0.19	50.0	47	94		50.0	47.4	95		0.9		75	125	20	876189-008	<		0.19	50.0	48.6	97		50.0	49	98		0.8		70	130	30
Trichloroethene	<		0.48	50.0	49	98		50.0	49.4	99		0.8		75	125	20	876189-008	<		0.48	50.0	50.3	101		50.0	50	100		0.6		70	130	30
Vinyl Chloride	<		0.18	50.0	55.1	110		50.0	54.7	109		0.6		65	130	20	876189-008	<		0.18	50.0	56.1	112		50.0	56.6	113		0.8		62	138	30
Xylene, m + p	<		1.8	100.0	102.6	103		100.0	105.8	106		3.1		75	125	20	876189-008	<		1.8	100.0	104.9	105		100.0	104.4	104		0.5		70	137	30
Xylene, o	<		0.83	50.0	52.8	106		50.0	53.4	107		1.2		75	125	20	876189-008	<		0.83	50.0	53	106		50.0	54.9	110		3.5		70	130	30
4-Bromofluorobenzene			98%	—	—	103		—	—	105		—		64	132	—	876189-008			96%	—	—	114		—	—	104		—		64	132	—
Toluene-d8			106%	—	—	104		—	—	107		—		73	127	—	876189-008			103%	—	—	104		—	—	107		—		73	127	—
Dibromofluoromethane			105%	—	—	105		—	—	102		—		68	122	—	876189-008			107%	—	—	104		—	—	104		—		68	122	—

Conc = mg/L unless otherwise noted
C = QC Code, see Qualifer Sheet
Parent Result is reported down to MDL in order to allow Validation of this worksheet
The %R and RPD results are calculated from raw data values with more significant figures than are reported on this form.

Report Date: 12/11/2006
QC Batch Number: 14370

Pace Analytical Services, Inc.

QC Summary

1241 Bellevue Street
Green Bay, WI 54302
920-469-2436
Fax: 920-469-8827

Batch: 876062
Lab Section: WETCHEM
QC Batch Number: 14389
Prep Method: SW846 9012A
Analytical Method: SW846 9012A

QC Type	Client Sample ID	Lab Sample ID
MB	WCG1946-079MB	WCG1946-079MB
LCS	WCG1946-079MBLCS	WCG1946-079MBLCS
MS	KSB-4-1MS	876062-006MS
MS	875873-009MS	875873-009MS
MSD	KSB-4-1MSD	876062-006MSD
MSD	875873-009MSD	875873-009MSD

Client Sample ID	Lab Sample ID	MB ID
SB607S-2,2'-2.9'	876062-001	MB
KSB-1-3	876062-003	MB
KSB-4-1	876062-006	MB
SB608S-2,2'-3.1'	876062-002	MB
KSB-3-1	876062-004	MB

Test Name	Method Blank Result	Conc	LCS Spiked Conc	LCS Recovery Conc	LCS Recovery %	C	LCSD Spiked Conc	LCSD Recovery Conc	LCSD Recovery %	C	LCS/LCSD RPD %	C	LCS/LCSD Control Limits LCL %	UCL %	RPD %	Parent Sample Number	Parent Result	Conc	MS Spiked Conc	MS Recovery Conc	MS Recovery %	C	MSD Spiked Conc	MSD Recovery Conc	MSD Recovery %	C	MS/MSD RPD %	C	MS/MSD Control Limits LCL %	UCL %	RPD %
Cyanide, Total	<	0.31	3.0	2.9	97.2		—	—	—		—		81	119	20	875873-009	<	0.29	2.8	2.8	99.0		2.8	2.8	101.2		2.2		70	122	20
Cyanide, Total	<	0.31	3.0	2.9	97.2		---	---	---		---		81	119	20	876062-006	<	0.31	3.1	2.9	96.0		3.1	3	98.2		2.3		70	122	20

Conc = mg/kg unless otherwise noted
C = QC Code, see Qualifer Sheet
Parent Result is reported down to MDL in order to allow Validation of this worksheet
The %R and RPD results are calculated from raw data values with more significant figures than are reported on this form.

Report Date: 12/11/2006
QC Batch Number: 14389

Pace Analytical Services, Inc.

QC Summary

1241 Bellevue Street
Green Bay, WI 54302
920-469-2436
Fax: 920-469-8827

Batch: 876062
Lab Section: METALS
QC Batch Number: 14403
Prep Method: SW846 7470A
Analytical Method: SW846 7470A

QC Type	Client Sample ID	Lab Sample ID
MB	MBTMTG1985-07	MBTMTG1985-07
MB	MBDMTG1985-07	MBDMTG1985-07
LCS	LCSTMTG1985-07	LCSTMTG1985-07
LCS	LCSDMTG1985-07	LCSDMTG1985-07
MS	876174-001MS	876174-001MS
MS	876144-001MS	876144-001MS
MS	SB6075-2,2'-2.9'MS	876062-001MS
MS	875887-001MS	875887-001MS
MSD	876144-001MSD	876144-001MSD
MSD	875887-001MSD	875887-001MSD

Client Sample ID	Lab Sample ID	MB ID
SB607S-2,2'-2.9'	876062-001	MB
KSB-1-3	876062-003	MB
KSB-4-1	876062-006	MB

Client Sample ID	Lab Sample ID	MB ID
SB608S-2,2'-3.1'	876062-002	MB
KSB-3-1	876062-004	MB

Test Name	Method Blank Result Conc		LCS Spiked Conc	LCS Recovery Conc	LCS Recovery %	C	LCSD Spiked Conc	LCSD Recovery Conc	LCSD Recovery %	C	LCS/LCSD RPD %	C	LCS/LCSD Control Limits LCL %	UCL %	RPD %	Parent Sample Number	Parent Result Conc		MS Spiked Conc	MS Recovery Conc	MS Recovery %	C	MSD Spiked Conc	MSD Recovery Conc	MSD Recovery %	C	MS/MSD RPD %	C	MS/MSD Control Limits LCL %	UCL %	RPD %
Mercury - TCLP	<	7.2e-005	0.0050	0.0051	102.0		—	—	—		—		85	115	20	875887-001	<	0.029	2.0	2	101.1		2.0	2	102.3		1.2		85	115	20
Mercury - TCLP	<	7.2e-005	0.0050	0.0051	102.0		—	—	—		—		85	115	20	876062-001	<	0.029	2.0	2.1	104.9		—	—	—		—		85	115	20
Mercury - TCLP	<	7.2e-005	0.0050	0.0051	102.0		—	—	—		—		85	115	20	876174-001	<	0.029	2.0	2	100.1		—	—	—		—		85	115	20

Conc = mg/L unless otherwise noted
C = QC Code, see Qualifer Sheet
Parent Result is reported down to MDL in order to allow Validation of this worksheet
The %R and RPD results are calculated from raw data values with more significant figures than are reported on this form.

Report Date: 12/11/2006
QC Batch Number: 14403

Pace Analytical Services, Inc.

QC Summary

1241 Bellevue Street
Green Bay, WI 54302
920-469-2436
Fax: 920-469-8827

Batch: 876062
Lab Section: METALS
QC Batch Number: 16507
Prep Method: SW846 7471A
Analytical Method: SW846 7471A

QC Type	Client Sample ID	Lab Sample ID
MB	MBSMTG1986-68	MBSMTG1986-68
LCS	LCSSMTG1986-68	LCSSMTG1986-68
MS	878731-001MS	878731-001MS
MSD	878731-001MSD	878731-001MSD

Client Sample ID	Lab Sample ID	MB ID
SB607S-2,2'-2.9'	876062-001	MB
KSB-1-3	876062-003	MB
KSB-4-1	876062-006	MB

Client Sample ID	Lab Sample ID	MB ID
SB608S-2,2'-3.1'	876062-002	MB
KSB-3-1	876062-004	MB

Test Name	Method Blank Result Conc	LCS Spiked Conc	LCS Recovery Conc	LCS Recovery %	LCS Recovery C	LCSD Spiked Conc	LCSD Recovery Conc	LCSD Recovery %	LCSD Recovery C	LCS/LCSD RPD %	LCS/LCSD RPD C	LCS/LCSD Control Limits LCL %	LCS/LCSD Control Limits UCL %	LCS/LCSD Control Limits RPD %	Parent Sample Number	Parent Result Conc	MS Spiked Conc	MS Recovery Conc	MS Recovery %	MS Recovery C	MSD Spiked Conc	MSD Recovery Conc	MSD Recovery %	MSD Recovery C	MS/MSD RPD %	MS/MSD RPD C	MS/MSD Control Limits LCL %	MS/MSD Control Limits UCL %	MS/MSD Control Limits RPD %
Mercury	< 0.0015	0.25	0.26	105.3		—	—	—		—		85	115	20	878731-001	0.0063	0.26	0.27	103.3		0.26	0.28	104.5		1.1		85	115	20

Conc = mg/Kg unless otherwise noted
C = QC Code, see Qualifer Sheet
Parent Result is reported down to MDL in order to allow Validation of this worksheet
The %R and RPD results are calculated from raw data values with more significant figures than are reported on this form.

Report Date: 12/11/2006
QC Batch Number: 16507

Pace Analytical Services, Inc.

QC Summary

1241 Bellevue Street
Green Bay, WI 54302
920-469-2436
Fax: 920-469-8827

Batch: 876062
Lab Section: METALS
QC Batch Number: 16526
Prep Method: SW846 3050B
Analytical Method: SW846 6010B

QC Type	Client Sample ID	Lab Sample ID
MB	MBSMTG2089-23	MBSMTG2089-23
LCS	LCSSMTG2089-23	LCSSMTG2089-23
MS	SB607S-2,2'-2.9'MS	876062-001MS
MSD	SB607S-2,2'-2.9'MSD	876062-001MSD

Client Sample ID	Lab Sample ID	MB ID
SB607S-2,2'-2.9'	876062-001	MB
KSB-1-3	876062-003	MB
KSB-4-1	876062-006	MB

Client Sample ID	Lab Sample ID	MB ID
SB608S-2,2'-3.1'	876062-002	MB
KSB-3-1	876062-004	MB

Test Name	Method Blank Result		Conc	LCS Spiked Conc	LCS Recovery Conc	LCS Recovery %	C	LCSD Spiked Conc	LCSD Recovery Conc	LCSD Recovery %	C	LCS/LCSD RPD %	C	LCS/LCSD Control Limits LCL %	UCL %	RPD %	Parent Sample Number		Parent Result Conc	MS Spiked Conc	MS Recovery Conc	MS Recovery %	C	MSD Spiked Conc	MSD Recovery Conc	MSD Recovery %	C	MS/MSD RPD %	C	MS/MSD Control Limits LCL %	UCL %	RPD %
Aluminum		<	20	500.000	465.7	93.1		---	---	---		---		80	120	20	876062-001		9993.17	611.696	10547.9	90.7	+	611.696	13085.8	505.6	+	21.5	*	75	125	20
Arsenic		<	0.84	50.0	45.4	90.9		---	---	---		---		80	120	20	876062-001		2.34	61.2	44.9	69.6	N	61.2	44.5	68.9	N	0.9		75	125	20
Barium		<	0.1	50.0	45.2	90.4		---	---	---		---		80	120	20	876062-001		25.3	61.2	63.7	62.7	N	61.2	79.1	87.9		21.6	*	75	125	20
Beryllium		<	0.06	50.0	45.6	91.1		---	---	---		---		80	120	20	876062-001		1.10	61.2	44.2	70.5	N	61.2	42.7	68.1	N	3.4		75	125	20
Boron		<	0.65	50.0	43.7	87.3		---	---	---		---		80	120	20	876062-001		3.29	61.2	44.6	67.6	N	61.2	44.1	66.8	N	1.1		75	125	20
Cadmium		<	0.051	50.0	46.9	93.8		---	---	---		---		80	120	20	876062-001		0.119	61.2	43.9	71.5	N	61.2	42.3	68.9	N	3.7		75	125	20
Chromium		<	0.15	50.0	48.7	97.3		---	---	---		---		80	120	20	876062-001		18.4	61.2	68	81.1		61.2	81.1	102.5		17.6		75	125	20
Cobalt		<	0.12	50.0	47	93.9		---	---	---		---		80	120	20	876062-001		9.88	61.2	54.3	72.6	N	61.2	54.1	72.3	N	0.4		75	125	20
Copper		<	0.16	50.0	45.7	91.5		---	---	---		---		80	120	20	876062-001		41.8	61.2	86.5	73.0	N	61.2	95.5	87.7		9.9		75	125	20
Iron		<	5	500.000	476.5	95.3		---	---	---		---		80	120	20	876062-001		28101.7	611.696	25562.6	-415.1	+	611.696	29623.1	248.7	+	14.7		75	125	20
Lead		<	0.34	50.0	47.3	94.6		---	---	---		---		80	120	20	876062-001		4.20	61.2	47.5	70.7	N	61.2	46.9	69.7	N	1.3		75	125	20
Magnesium		<	10	500.00	466.8	93.4		---	---	---		---		80	120	20	876062-001		6004.0	611.70	6435.9	70.6	+	611.70	7651	269.3	+	17.3		75	125	20
Manganese		<	0.16	50.00	47.6	95.2		---	---	---		---		80	120	20	876062-001		323.2	61.17	331	12.8	+	61.17	346.5	38.1	+	4.6		75	125	20
Molybdenum		<	0.32	50.0	51.7	103.5		---	---	---		---		80	120	20	876062-001		0.956	61.2	48.5	77.7		61.2	47.2	75.6		2.8		75	125	20
Nickel		<	0.29	50.0	46.8	93.6		---	---	---		---		80	120	20	876062-001		19.5	61.2	63.1	71.3	N	61.2	69.8	82.2		10.1		75	125	20
Vanadium		<	0.16	50.00	46.7	93.3		---	---	---		---		80	120	20	876062-001		57.51	61.17	96	62.9	N	61.17	113.3	91.2		16.5		75	125	20
Zinc		<	2	50.00	48.2	96.4		---	---	---		---		80	120	20	876062-001		50.35	61.17	90.8	66.2	N	61.17	102	84.5		11.6		75	125	20

Conc = mg/Kg unless otherwise noted
C = QC Code, see Qualifer Sheet
Parent Result is reported down to MDL in order to allow Validation of this worksheet
The %R and RPD results are calculated from raw data values with more significant figures than are reported on this form.

Report Date: 12/11/2006
QC Batch Number: 16526

Pace Analytical Services, Inc.

QC Summary

1241 Bellevue Street
Green Bay, WI 54302
920-469-2436
Fax: 920-469-8827

Batch: 876062
Lab Section: METALS
QC Batch Number: 16721
Prep Method: SW846 3050B
Analytical Method: SW846 6020

QC Type	Client Sample ID	Lab Sample ID
MB	MBSMTG1875-17	MBSMTG1875-17
LCS	LCSSMTG1875-17	LCSSMTG1875-17
MS	SB607S-2,2'-2.9'MS	876062-001MS
MSD	SB607S-2,2'-2.9'MSD	876062-001MSD

Client Sample ID	Lab Sample ID	MB ID
SB607S-2,2'-2.9'	876062-001	MB
KSB-1-3	876062-003	MB
KSB-4-1	876062-006	MB

Client Sample ID	Lab Sample ID	MB ID
SB608S-2,2'-3.1'	876062-002	MB
KSB-3-1	876062-004	MB

Test Name	Method Blank Result Conc	LCS Spiked Conc	LCS Recovery Conc	LCS Recovery %	C	LCSD Spiked Conc	LCSD Recovery Conc	LCSD Recovery %	C	LCS/LCSD RPD %	C	LCS/LCSD Control Limits LCL %	UCL %	RPD %	Parent Sample Number	Parent Result Conc	MS Spiked Conc	MS Recovery Conc	MS Recovery %	C	MSD Spiked Conc	MSD Recovery Conc	MSD Recovery %	C	MS/MSD RPD %	C	MS/MSD Control Limits LCL %	UCL %	RPD %
Selenium	< 0.17	10.0	10	100.2		---	---	---		---		80	120	20	876062-001	< 0.21	12.2	10.4	84.8		12.2	10.8	88.2		4.0		75	125	20
Thallium	< 0.015	10.0	10.5	105.2		---	---	---		---		80	120	20	876062-001	0.0704	12.2	12.1	98.4		12.2	13.6	110.6		11.6		75	125	20

Conc = mg/Kg unless otherwise noted
C = QC Code, see Qualifer Sheet
Parent Result is reported down to MDL in order to allow Validation of this worksheet
The %R and RPD results are calculated from raw data values with more significant figures than are reported on this form.

Report Date: 12/11/2006
QC Batch Number: 16721

Pace Analytical Services, Inc.

QC Summary

1241 Bellevue Street
Green Bay, WI 54302
920-469-2436
Fax: 920-469-8827

Batch: 876062
Lab Section: METALS
QC Batch Number: 16746
Prep Method: 3050B Sec7.5
Analytical Method: SW846 6020

QC Type	Client Sample ID	Lab Sample ID
MB	MBSMTG1757-11	MBSMTG1757-11
LCS	LCSSMTG1757-11	LCSSMTG1757-11
MS	SB607S-2,2'-2.9'MS	876062-001MS
MSD	SB607S-2,2'-2.9'MSD	876062-001MSD

Client Sample ID	Lab Sample ID	MB ID
SB607S-2,2'-2.9'	876062-001	MB
KSB-1-3	876062-003	MB
KSB-4-1	876062-006	MB

Client Sample ID	Lab Sample ID	MB ID
SB608S-2,2'-3.1'	876062-002	MB
KSB-3-1	876062-004	MB

Conc = mg/Kg unless otherwise noted
C = QC Code, see Qualifer Sheet
Parent Result is reported down to MDL in order to allow Validation of this worksheet
The %R and RPD results are calculated from raw data values with more significant figures than are reported on this form.

Report Date: 12/11/2006
QC Batch Number: 16746

Pace Analytical®

CHAIN-OF-CUSTODY / Analytical Request Document

The Chain-of-Custody is a LEGAL DOCUMENT. All relevant fields must be completed accurately.

Page: 1 of 2

0974675

Section A Required Client Information:

Company: [illegible]
Address: 1345 [illegible]
Email To: [illegible]
Phone: [illegible] Fax: 920/494-6516
Requested Due Date/TAT:

Section B Required Project Information:

Report To: Jane Kesy
Copy To:
Purchase Order No.:
Project Name: KEMC - Eagle South
Project Number: 06W003

Section C Invoice Information:

Attention: Jane Kesy
Company Name: [illegible]
Address: [illegible]
Pace Quote Reference:
Pace Project Manager: Ted Natinger
Pace Profile #:

REGULATORY AGENCY

☐ NPDES ☐ GROUND WATER ☐ DRINKING WATER
☐ UST ☐ RCRA ☒ Other MLEG

SITE LOCATION ☐ GA ☐ IL ☐ IN ☐ MI ☐ MN ☐ NC ☐ OH ☐ SC ☐ WI ☐ OTHER ____

Section D Required Client Information

SAMPLE ID

One Character per box. (A-Z, 0-9 / -) Samples IDs MUST BE UNIQUE

Valid Matrix Codes

MATRIX	CODE
DRINKING WATER	DW
WATER	WT
WASTE WATER	WW
PRODUCT	P
SOIL/SOLID	SL
OIL	OL
WIPE	WP
AIR	AR
OTHER	OT
TISSUE	TS

ITEM #	SAMPLE ID	MATRIX CODE	SAMPLE TYPE G=GRAB C=COMP	COLLECTED COMPOSITE START DATE	COLLECTED COMPOSITE START TIME	COLLECTED COMPOSITE END/GRAB DATE	COLLECTED COMPOSITE END/GRAB TIME	SAMPLE TEMP AT COLLECTION	# OF CONTAINERS	Unpreserved	H_2SO_4	HNO_3	HCl	NaOH	$Na_2S_2O_3$	Methanol	Other	Filtered (Y/N)	Requested Analysis:	Residual Chlorine (Y/N)	Pace Project Number / Lab I.D
1	SDUC75-2.2'-2.9'	SL	C	9/10/06	12:00	—	—	✓	1	X								X			
2	SB6085-2.2'-3.1'	SL	C	9/10/06	17:00	—	—	✓	1	X								X			
3	SP6075-2.2'-2.9'	SL	C	9/10/06	12:00	—	—		1	X									X		
4	SB6085-2.2'-3.1'	SL	C	9/10/06	[illegible]	—	—		1	X									X		
5	KSB-1-3	SL	C	9/10/06	11:00	—	—		2	X									X		
6	KSB-1-3	SL	G	9/10/06	[illegible]	—	—		2							X				X	
7	KSB-1-3	SL	C	9/10/06	[illegible]	—	—		1	X								X			
8	KSB-1-3	SL	C	9/10/06	[illegible]	—	—		1	X									X		
9	KSB-1-3	SL	C	9/10/06	[illegible]	—	—		1	X											X
10	KSB-1-3	SL	C	9/10/06	[illegible]	—	—		1	X										X	
11	KSB-3-1	SL	C	9/10/06	[illegible]	—	—		1	X									X		
12	KSB-3-1	SL	C	9/10/06	[illegible]	—	—		1	X								X			

Additional Comments:

RELINQUISHED BY / AFFILIATION	DATE	TIME	ACCEPTED BY / AFFILIATION	DATE	TIME
KEMA / [illegible]	9/13/06	[illegible]	[illegible]		

SAMPLE CONDITION

Temp in °C	Y/N	Y/N	Y/N
Received on Ice	Y/N	Y/N	Y/N
Custody Sealed Cooler	Y/N	Y/N	Y/N
Samples Intact	Y/N	Y/N	Y/N

SAMPLER NAME AND SIGNATURE

PRINT Name of SAMPLER: Ken Martin
SIGNATURE of SAMPLER: [signature]
DATE Signed (MM / DD / YY): 09/12/06

SEE REVERSE SIDE FOR INSTRUCTIONS

ALLQ020rev.3,31Mar05

Pace Analytical®

CHAIN-OF-CUSTODY / Analytical Request Document

The Chain-of-Custody is a LEGAL DOCUMENT. All relevant fields must be completed accurately.

Page: 2 of 2

0974500

Section A
Required Client Information:

Company	[illegible]
Address	[illegible]
	[illegible]
Email To:	[illegible]
Phone	[illegible] Fax [illegible]
Requested Due Date/TAT:	

Section B
Required Project Information:

Report To:	[illegible]
Copy To:	
Purchase Order No.:	
Project Name:	[illegible] Eagle South
Project Number:	[illegible]

Section C
Invoice Information:

Attention:	[illegible]
Company Name:	[illegible]
Address:	[illegible]
Pace Quote Reference:	
Pace Project Manager:	[illegible]
Pace Profile #:	

REGULATORY AGENCY

☐ NPDES ☐ GROUND WATER ☐ DRINKING WATER
☐ UST ☐ RCRA ☒ Other [illegible]

SITE LOCATION ☐GA ☐IL ☐IN ☒MI ☐MN ☐NC ☐OH ☐SC ☐WI ☐OTHER _____

Section D
Required Client Information

SAMPLE ID

One Character per box. (A-Z, 0-9 / .-) Samples IDs MUST BE UNIQUE

Valid Matrix Codes

MATRIX	CODE
DRINKING WATER	DW
WATER	WT
WASTE WATER	WW
PRODUCT	P
SOIL/SOLID	SL
OIL	OL
WIPE	WP
AIR	AR
OTHER	OT
TISSUE	TS

ITEM #	SAMPLE ID	MATRIX CODE	SAMPLE TYPE G=GRAB C=COMP	COMPOSITE START DATE	COMPOSITE START TIME	COMPOSITE END/GRAB DATE	COMPOSITE END/GRAB TIME	SAMPLE TEMP AT COLLECTION	# OF CONTAINERS	Unpreserved	H_2SO_4	HNO_3	HCl	NaOH	$Na_2S_2O_3$	Methanol	Other	Residual Chlorine (Y/N)	Pace Project Number Lab I.D
1	KCR-2-3 4-6'	SL	C	[illegible]	[illegible]	—	—	—	2	X								X	
2	KSR-2-3 4-6'	SL	C	[illegible]	[illegible]	—	—	—	1	X								X	
3	KCW-2-3 [illegible]	SL	C	[illegible]	[illegible]	—	—	—	2						X			X	
4	KCB-A-1	SL	C	[illegible]	[illegible]		—		1	X								X	
5	KCB-4-1	SL	C	[illegible]	[illegible]				1	X								X	
6	KCB-4-1	SL	C	[illegible]	[illegible]	—	—	—	1	X								X	
7	KCW-4-4	SL	C	[illegible]	[illegible]				2						X			X	
8	KCW-4-4	SL	C	[illegible]	[illegible]	—	—	—	2									X	
9																			
10																			
11																			
12																			

Filtered (Y/N)

Requested Analysis: [illegible]

Additional Comments:

RELINQUISHED BY / AFFILIATION	DATE	TIME	ACCEPTED BY / AFFILIATION	DATE	TIME
KEN / F+V	[illegible]		[illegible]		

SAMPLE CONDITION

Temp in °C	Received on Ice	Custody Sealed Cooler	Samples Intact
	Y/N	Y/N	Y/N
	Y/N	Y/N	Y/N
	Y/N	Y/N	Y/N
	Y/N	Y/N	Y/N

SAMPLER NAME AND SIGNATURE

PRINT Name of SAMPLER: Ken Mulder

SIGNATURE of SAMPLER: [illegible] DATE Signed (MM / DD / YY)

SEE REVERSE SIDE FOR INSTRUCTIONS

ALLQ020rev.3,31Mar05

Batch No. 876361

Pace Analytical®
www.pacelabs.com

Pace Analytical Services, Inc.
1241 Bellevue Street, Suite 9
Green Bay, WI 54302
Phone: 920.469.2436
Fax: 920.469.8827

November 6, 2006

Janis Kesy
Foth & Van Dyke
2737 South Ridge Road
Green Bay, WI 54304

Dear Ms. Kesy:

Enclosed is a report for the analysis of environmental samples and associated QC samples for the Humboldt Mill project (06W003). The samples were assigned to batch number 876361 for laboratory tracking purposes.

A table of the results has also been sent to you via e-mail.

If you have any questions regarding this data please call me at (608) 232-3300 ext. 302.

Sincerely,

Alex Kin for Tod N.

Tod Noltemeyer
Project Manager

Pace Analytical®

1241 Bellevue Street, Suite 9
Green Bay, WI 54302
920-469-2436, Fax: 920-469-8827

Analytical Report Number: 876361

Client: FOTH & VAN DYKE

Lab Contact: Tod Noltemeyer

Project Name: KEMC-EAGLE SOUTH

Project Number: 06W003

Lab Sample Number	Field ID	Matrix	Collection Date
876361-001	SB-609-S-8	SOIL	09/13/06 10:40
876361-002	SB-610A-S-5A	SOIL	09/13/06 13:50
876361-003	SB-611-S-3	SOIL	09/13/06 16:45
876361-004	KSB-11-1	SOIL	09/13/06 10:00
876361-005	SB-637-S-7	SOIL	09/13/06 14:15
876361-006	SB-644-S-4	SOIL	09/13/06 17:45
876361-007	SB-612-S-3	SOIL	09/14/06 09:30
876361-008	SB-613-S-4	SOIL	09/14/06 12:15
876361-009	SB-614-S-4	SOIL	09/14/06 16:30
876361-010	SB-615-S-6	SOIL	09/15/06 10:15
876361-011	KSB-9-3	SOIL	09/14/06 13:15
876361-012	KSB-10-3	SOIL	09/14/06 09:50
876361-013	SB-622-S-2	SOIL	09/15/06 12:00
876361-014	SB-623-S-3	SOIL	09/14/06 14:45

I certify that the data contained in this Final Report has been generated and reviewed in accordance with approved methods and Laboratory Standard Operating Procedure. Exceptions, if any, are discussed in the accompanying sample comments. Release of this final report is authorized by Laboratory management, as is verified by the following signature. This report shall not be reproduced, except in full, without the written consent of Pace Analytical Services, Inc. The sample results relate only to the analytes of interest tested.

Alec Ehn for Tod N — 11/6/06

Approval Signature — Date

Pace Analytical Services, Inc.

1241 Bellevue Street
Green Bay, WI 54302
920-469-2436

Analytical Report Number: 876361

Client : FOTH & VAN DYKE
Project Name : KEMC-EAGLE SOUTH
Project Number : 06W003
Field ID : SB-609-S-8

Matrix Type : SOIL
Collection Date : 09/13/06
Report Date : 11/03/06
Lab Sample Number : 876361-001

INORGANICS

Test	Result		MDL	EQL	Dil.	Units	Code	Anl Date	Prep Method	Anl Method
Aluminum	INCL.									
Antimony	INCL.									
Arsenic	INCL.									
Barium	INCL.									
Beryllium	INCL.									
Boron	INCL.									
Cadmium	INCL.									
Chromium	INCL.									
Cobalt	INCL.									
Copper	INCL.									
Iron	INCL.									
Lead	INCL.									
Lithium	INCL.									
Magnesium	INCL.									
Manganese	INCL.									
Mercury	INCL.									
Molybdenum	INCL.									
Nickel	INCL.									
Selenium	INCL.									
Silver	INCL.									
Thallium	INCL.									
Vanadium	INCL.									
Zinc	INCL.									
Cyanide, Total	0.25	U	0.25	0.48	1	mg/kg		09/27/06	SW846 9012A	SW846 9012A
Percent Solids	92.1		---	---	1	%		09/25/06	SM M2540G	SM M2540G
pH, Laboratory	6.7		0.10	0.10	1	su		09/26/06	SW846 9045C	SW846 9045C

All soil results are reported on a dry weight basis unless otherwise noted.

Pace Analytical Services, Inc.

1241 Bellevue Street
Green Bay, WI 54302
920-469-2436

Analytical Report Number: 876361

Client : FOTH & VAN DYKE
Project Name : KEMC-EAGLE SOUTH
Project Number : 06W003
Field ID : SB-610A-S-5A

Matrix Type : SOIL
Collection Date : 09/13/06
Report Date : 11/03/06
Lab Sample Number : 876361-002

INORGANICS

Test	Result		MDL	EQL	Dil.	Units	Code	Anl Date	Prep Method	Anl Method
Aluminum	INCL.									
Antimony	INCL.									
Arsenic	INCL.									
Barium	INCL.									
Beryllium	INCL.									
Boron	INCL.									
Cadmium	INCL.									
Chromium	INCL.									
Cobalt	INCL.									
Copper	INCL.									
Iron	INCL.									
Lead	INCL.									
Lithium	INCL.									
Magnesium	INCL.									
Manganese	INCL.									
Mercury	INCL.									
Molybdenum	INCL.									
Nickel	INCL.									
Selenium	INCL.									
Silver	INCL.									
Thallium	INCL.									
Vanadium	INCL.									
Zinc	INCL.									
Cyanide, Total	0.31	U	0.31	0.60	1	mg/kg		09/27/06	SW846 9012A	SW846 9012A
Percent Solids	80.5		---	---	1	%		09/25/06	SM M2540G	SM M2540G
pH, Laboratory	6.1		0.10	0.10	1	su		09/26/06	SW846 9045C	SW846 9045C

All soil results are reported on a dry weight basis unless otherwise noted.

Pace Analytical Services, Inc.

1241 Believue Street
Green Bay, WI 54302
920-469-2436

Analytical Report Number: 876361

Client : FOTH & VAN DYKE
Project Name : KEMC-EAGLE SOUTH
Project Number : 06W003
Field ID : SB-611-S-3

Matrix Type : SOIL
Collection Date : 09/13/06
Report Date : 11/03/06
Lab Sample Number : 876361-003

INORGANICS

Test	Result		MDL	EQL	Dil.	Units	Code	Anl Date	Prep Method	Anl Method
Aluminum	INCL.									
Antimony	INCL.									
Arsenic	INCL.									
Barium	INCL.									
Beryllium	INCL.									
Boron	INCL.									
Cadmium	INCL.									
Chromium	INCL.									
Cobalt	INCL.									
Copper	INCL.									
Iron	INCL.									
Lead	INCL.									
Lithium	INCL.									
Magnesium	INCL.									
Manganese	INCL.									
Mercury	INCL.									
Molybdenum	INCL.									
Nickel	INCL.									
Selenium	INCL.									
Silver	INCL.									
Thallium	INCL.									
Vanadium	INCL.									
Zinc	INCL.									
Cyanide, Total	0.30	U	0.30	0.59	1	mg/kg		09/27/06	SW846 9012A	SW846 9012A
Percent Solids	88.8		---	---	1	%		09/25/06	SM M2540G	SM M2540G
pH, Laboratory	5.9		0.10	0.10	1	su		09/26/06	SW846 9045C	SW846 9045C

All soil results are reported on a dry weight basis unless otherwise noted.

Pace Analytical Services, Inc.

1241 Bellevue Street
Green Bay, WI 54302
920-469-2436

Analytical Report Number: 876361

Client : FOTH & VAN DYKE
Project Name : KEMC-EAGLE SOUTH
Project Number : 06W003
Field ID : KSB-11-1

Matrix Type : SOIL
Collection Date : 09/13/06
Report Date : 11/03/06
Lab Sample Number : 876361-004

INORGANICS

Test	Result		MDL	EQL	Dil.	Units	Code	Anl Date	Prep Method	Anl Method
Leach Date - Conventionals	DONE				1			10/23/06	SW846 1311	SW846 1311
Aluminum	INCL.									
Antimony	INCL.									
Arsenic	INCL.									
Arsenic - TCLP	0.038	U	0.038	1.0	1	mg/L		10/24/06	SW846 3010A	SW846 6010B
Barium	INCL.									
Barium - TCLP	0.66	B	0.0050	1.0	1	mg/L		10/24/06	SW846 3010A	SW846 6010B
Beryllium	INCL.									
Boron	INCL.									
Cadmium	INCL.									
Cadmium - TCLP	0.0056	B	0.0037	0.25	1	mg/L		10/24/06	SW846 3010A	SW846 6010B
Chromium	INCL.									
Chromium - TCLP	0.0082	B	0.0066	0.25	1	mg/L		10/24/06	SW846 3010A	SW846 6010B
Cobalt	INCL.									
Copper	INCL.									
Iron	INCL.									
Lead	INCL.									
Lead - TCLP	0.023	B	0.017	1.0	1	mg/L		10/24/06	SW846 3010A	SW846 6010B
Lithium	INCL.									
Magnesium	INCL.									
Manganese	INCL.									
Mercury	INCL.									
Mercury - TCLP	0.029	U	0.029	0.080	1	mg/L	H	10/25/06	SW846 7470A	SW846 7470A
Molybdenum	INCL.									
Nickel	INCL.									
Selenium	INCL.									
Selenium - TCLP	0.042	U	0.042	1.0	1	mg/L		10/24/06	SW846 3010A	SW846 6010B
Silver	INCL.									
Silver - TCLP	0.013	U	0.013	0.25	1	mg/L		10/24/06	SW846 3010A	SW846 6010B
Thallium	INCL.									
Vanadium	INCL.									
Zinc	INCL.									
Cyanide, Total	0.44		0.22	0.43	1	mg/kg		09/27/06	SW846 9012A	SW846 9012A
Percent Solids	89.3		---	---	1	%		09/25/06	SM M2540G	SM M2540G
pH, Laboratory	7.2		0.10	0.10	1	su		09/26/06	SW846 9045C	SW846 9045C

All soil results are reported on a dry weight basis unless otherwise noted.

Pace Analytical Services, Inc.

1241 Bellevue Street
Green Bay, WI 54302
920-469-2436

Analytical Report Number: 876361

Client : FOTH & VAN DYKE
Project Name : KEMC-EAGLE SOUTH
Project Number : 06W003
Field ID : SB-637-S-7

Matrix Type : SOIL
Collection Date : 09/13/06
Report Date : 11/03/06
Lab Sample Number : 876361-005

INORGANICS

Test	Result		MDL	EQL	Dil.	Units	Code	Anl Date	Prep Method	Anl Method
Aluminum	INCL.									
Antimony	INCL.									
Arsenic	INCL.									
Barium	INCL.									
Beryllium	INCL.									
Boron	INCL.									
Cadmium	INCL.									
Chromium	INCL.									
Cobalt	INCL.									
Copper	INCL.									
Iron	INCL.									
Lead	INCL.									
Lithium	INCL.									
Magnesium	INCL.									
Manganese	INCL.									
Mercury	INCL.									
Molybdenum	INCL.									
Nickel	INCL.									
Selenium	INCL.									
Silver	INCL.									
Thallium	INCL.									
Vanadium	INCL.									
Zinc	INCL.									
Cyanide, Total	0.31	U	0.31	0.61	1	mg/kg		09/27/06	SW846 9012A	SW846 9012A
Percent Solids	73.4		—	---	1	%		09/25/06	SM M2540G	SM M2540G
pH, Laboratory	6.8		0.10	0.10	1	su		09/26/06	SW846 9040B	SW846 9040B

All soil results are reported on a dry weight basis unless otherwise noted.

Pace Analytical Services, Inc.

1241 Bellevue Street
Green Bay, WI 54302
920-469-2436

Analytical Report Number: 876361

Client : FOTH & VAN DYKE
Project Name : KEMC-EAGLE SOUTH
Project Number : 06W003
Field ID : SB-644-S-4

Matrix Type : SOIL
Collection Date : 09/13/06
Report Date : 11/03/06
Lab Sample Number : 876361-006

INORGANICS

Test	Result		MDL	EQL	Dil.	Units	Code	Anl Date	Prep Method	Anl Method
Leach Date - Conventionals	DONE				1			10/23/06	SW846 1311	SW846 1311
Aluminum	INCL.									
Antimony	INCL.									
Arsenic	INCL.									
Arsenic - TCLP	0.038	U	0.038	1.0	1	mg/L		10/24/06	SW846 3010A	SW846 6010B
Barium	INCL.									
Barium - TCLP	0.61	B	0.0050	1.0	1	mg/L		10/24/06	SW846 3010A	SW846 6010B
Beryllium	INCL.									
Boron	INCL.									
Cadmium	INCL.									
Cadmium - TCLP	0.0037	U	0.0037	0.25	1	mg/L		10/24/06	SW846 3010A	SW846 6010B
Chromium	INCL.									
Chromium - TCLP	0.0066	U	0.0066	0.25	1	mg/L		10/24/06	SW846 3010A	SW846 6010B
Cobalt	INCL.									
Copper	INCL.									
Iron	INCL.									
Lead	INCL.									
Lead - TCLP	0.017	U	0.017	1.0	1	mg/L		10/24/06	SW846 3010A	SW846 6010B
Lithium	INCL.									
Magnesium	INCL.									
Manganese	INCL.									
Mercury	INCL.									
Mercury - TCLP	0.029	U	0.029	0.080	1	mg/L	H	10/25/06	SW846 7470A	SW846 7470A
Molybdenum	INCL.									
Nickel	INCL.									
Selenium	INCL.									
Selenium - TCLP	0.042	U	0.042	1.0	1	mg/L		10/24/06	SW846 3010A	SW846 6010B
Silver	INCL.									
Silver - TCLP	0.013	U	0.013	0.25	1	mg/L		10/24/06	SW846 3010A	SW846 6010B
Thallium	INCL.									
Vanadium	INCL.									
Zinc	INCL.									
Cyanide, Total	0.35	U	0.35	0.69	1	mg/kg		09/27/06	SW846 9012A	SW846 9012A
Percent Solids	79.4		---	---	1	%		09/25/06	SM M2540G	SM M2540G
pH, Laboratory	6.8		0.10	0.10	1	su		09/26/06	SW846 9045C	SW846 9045C

All soil results are reported on a dry weight basis unless otherwise noted.

Pace Analytical Services, Inc.

1241 Bellevue Street
Green Bay, WI 54302
920-469-2436

Analytical Report Number: 876361

Client : FOTH & VAN DYKE
Project Name : KEMC-EAGLE SOUTH
Project Number : 06W003
Field ID : SB-612-S-3

Matrix Type : SOIL
Collection Date : 09/14/06
Report Date : 11/03/06
Lab Sample Number : 876361-007

INORGANICS

Test	Result		MDL	EQL	Dil.	Units	Code	Ani Date	Prep Method	Ani Method
Aluminum	INCL.									
Antimony	INCL.									
Arsenic	INCL.									
Barium	INCL.									
Beryllium	INCL.									
Boron	INCL.									
Cadmium	INCL.									
Chromium	INCL.									
Cobalt	INCL.									
Copper	INCL.									
Iron	INCL.									
Lead	INCL.									
Lithium	INCL.									
Magnesium	INCL.									
Manganese	INCL.									
Mercury	INCL.									
Molybdenum	INCL.									
Nickel	INCL.									
Selenium	INCL.									
Silver	INCL.									
Thallium	INCL.									
Vanadium	INCL.									
Zinc	INCL.									
Cyanide, Total	0.22	U	0.22	0.43	1	mg/kg		09/27/06	SW846 9012A	SW846 9012A
Percent Solids	95.6		—	—	1	%		09/25/06	SM M2540G	SM M2540G
pH, Laboratory	7.2		0.10	0.10	1	su		09/26/06	SW846 9045C	SW846 9045C

All soil results are reported on a dry weight basis unless otherwise noted.

Pace Analytical Services, Inc.

1241 Bellevue Street
Green Bay, WI 54302
920-469-2436

Analytical Report Number: 876361

Client : FOTH & VAN DYKE
Project Name : KEMC-EAGLE SOUTH
Project Number : 06W003
Field ID : SB-613-S-4

Matrix Type : SOIL
Collection Date : 09/14/06
Report Date : 11/03/06
Lab Sample Number : 876361-008

INORGANICS

Test	Result		MDL	EQL	Dil.	Units	Code	Ani Date	Prep Method	Ani Method
Aluminum	INCL.									
Antimony	INCL.									
Arsenic	INCL.									
Barium	INCL.									
Beryllium	INCL.									
Boron	INCL.									
Cadmium	INCL.									
Chromium	INCL.									
Cobalt	INCL.									
Copper	INCL.									
Iron	INCL.									
Lead	INCL.									
Lithium	INCL.									
Magnesium	INCL.									
Manganese	INCL.									
Mercury	INCL.									
Molybdenum	INCL.									
Nickel	INCL.									
Selenium	INCL.									
Silver	INCL.									
Thallium	INCL.									
Vanadium	INCL.									
Zinc	INCL.									
Cyanide, Total	0.25	U	0.25	0.49	1	mg/kg		09/27/06	SW846 9012A	SW846 9012A
Percent Solids	86.6		—	—	1	%		09/25/06	SM M2540G	SM M2540G
pH, Laboratory	6.5		0.10	0.10	1	su		09/26/06	SW846 9045C	SW846 9045C

All soil results are reported on a dry weight basis unless otherwise noted.

Pace Analytical Services, Inc.

1241 Bellevue Street
Green Bay, WI 54302
920-469-2436

Analytical Report Number: 876361

Client : FOTH & VAN DYKE
Project Name : KEMC-EAGLE SOUTH
Project Number : 06W003
Field ID : SB-614-S-4

Matrix Type : SOIL
Collection Date : 09/14/06
Report Date : 11/03/06
Lab Sample Number : 876361-009

INORGANICS

Test	Result		MDL	EQL	Dil.	Units	Code	Anl Date	Prep Method	Anl Method
Aluminum	INCL.									
Antimony	INCL.									
Arsenic	INCL.									
Barium	INCL.									
Beryllium	INCL.									
Boron	INCL.									
Cadmium	INCL.									
Chromium	INCL.									
Cobalt	INCL.									
Copper	INCL.									
Iron	INCL.									
Lead	INCL.									
Lithium	INCL.									
Magnesium	INCL.									
Manganese	INCL.									
Mercury	INCL.									
Molybdenum	INCL.									
Nickel	INCL.									
Selenium	INCL.									
Silver	INCL.									
Thallium	INCL.									
Vanadium	INCL.									
Zinc	INCL.									
Cyanide, Total	0.28	U	0.28	0.55	1	mg/kg		09/27/06	SW846 9012A	SW846 9012A
Percent Solids	78.6		---	---	1	%		09/25/06	SM M2540G	SM M2540G
pH, Laboratory	4.6		0.10	0.10	1	su		09/26/06	SW846 9040B	SW846 9040B

All soil results are reported on a dry weight basis unless otherwise noted.

Pace Analytical Services, Inc.

1241 Bellevue Street
Green Bay, WI 54302
920-469-2436

Analytical Report Number: 876361

Client : FOTH & VAN DYKE
Project Name : KEMC-EAGLE SOUTH
Project Number : 06W003
Field ID : SB-615-S-6

Matrix Type : SOIL
Collection Date : 09/15/06
Report Date : 11/03/06
Lab Sample Number : 876361-010

INORGANICS

Test	Result		MDL	EQL	Dil.	Units	Code	Ani Date	Prep Method	Ani Method
Aluminum	INCL.									
Antimony	INCL.									
Arsenic	INCL.									
Barium	INCL.									
Beryllium	INCL.									
Boron	INCL.									
Cadmium	INCL.									
Chromium	INCL.									
Cobalt	INCL.									
Copper	INCL.									
Iron	INCL.									
Lead	INCL.									
Lithium	INCL.									
Magnesium	INCL.									
Manganese	INCL.									
Mercury	INCL.									
Molybdenum	INCL.									
Nickel	INCL.									
Selenium	INCL.									
Silver	INCL.									
Thallium	INCL.									
Vanadium	INCL.									
Zinc	INCL.									
Cyanide, Total	0.17	U	0.17	0.33	1	mg/kg	N*	09/27/06	SW846 9012A	SW846 9012A
Percent Solids	90.2		—	—	1	%		09/25/06	SM M2540G	SM M2540G
pH, Laboratory	7.5		0.10	0.10	1	su		09/26/06	SW846 9045C	SW846 9045C

All soil results are reported on a dry weight basis unless otherwise noted.

Pace Analytical Services, Inc.

1241 Bellevue Street
Green Bay, WI 54302
920-469-2436

Analytical Report Number: 876361

Client : FOTH & VAN DYKE
Project Name : KEMC-EAGLE SOUTH
Project Number : 06W003
Field ID : KSB-9-3

Matrix Type : SOIL
Collection Date : 09/14/06
Report Date : 11/03/06
Lab Sample Number : 876361-011

INORGANICS

Test	Result		MDL	EQL	Dil.	Units	Code	Anl Date	Prep Method	Anl Method
Leach Date - Conventionals	DONE				1			10/23/06	SW846 1311	SW846 1311
Aluminum	INCL.									
Antimony	INCL.									
Arsenic	INCL.									
Arsenic - TCLP	0.038	U	0.038	1.0	1	mg/L		10/24/06	SW846 3010A	SW846 6010B
Barium	INCL.									
Barium - TCLP	0.54	B	0.0050	1.0	1	mg/L		10/24/06	SW846 3010A	SW846 6010B
Beryllium	INCL.									
Boron	INCL.									
Cadmium	INCL.									
Cadmium - TCLP	0.0037	U	0.0037	0.25	1	mg/L		10/24/06	SW846 3010A	SW846 6010B
Chromium	INCL.									
Chromium - TCLP	0.022	B	0.0066	0.25	1	mg/L		10/24/06	SW846 3010A	SW846 6010B
Cobalt	INCL.									
Copper	INCL.									
Iron	INCL.									
Lead	INCL.									
Lead - TCLP	0.020	B	0.017	1.0	1	mg/L		10/24/06	SW846 3010A	SW846 6010B
Lithium	INCL.									
Magnesium	INCL.									
Manganese	INCL.									
Mercury	INCL.									
Mercury - TCLP	0.029	U	0.029	0.080	1	mg/L	H	10/25/06	SW846 7470A	SW846 7470A
Molybdenum	INCL.									
Nickel	INCL.									
Selenium	INCL.									
Selenium - TCLP	0.042	U	0.042	1.0	1	mg/L		10/24/06	SW846 3010A	SW846 6010B
Silver	INCL.									
Silver - TCLP	0.013	U	0.013	0.25	1	mg/L		10/24/06	SW846 3010A	SW846 6010B
Thallium	INCL.									
Vanadium	INCL.									
Zinc	INCL.									
Cyanide, Total	0.16	U	0.16	0.30	1	mg/kg		09/27/06	SW846 9012A	SW846 9012A
Percent Solids	94.2		---	---	1	%		09/25/06	SM M2540G	SM M2540G
pH, Laboratory	6.0		0.10	0.10	1	su		09/26/06	SW846 9045C	SW846 9045C

All soil results are reported on a dry weight basis unless otherwise noted.

Pace Analytical Services, Inc.

1241 Bellevue Street
Green Bay, WI 54302
920-469-2436

Analytical Report Number: 876361

Client : FOTH & VAN DYKE
Project Name : KEMC-EAGLE SOUTH
Project Number : 06W003
Field ID : KSB-10-3

Matrix Type : SOIL
Collection Date : 09/14/06
Report Date : 11/03/06
Lab Sample Number : 876361-012

INORGANICS

Test	Result		MDL	EQL	Dil.	Units	Code	Anl Date	Prep Method	Anl Method
Aluminum	INCL.									
Antimony	INCL.									
Arsenic	INCL.									
Barium	INCL.									
Beryllium	INCL.									
Boron	INCL.									
Cadmium	INCL.									
Chromium	INCL.									
Cobalt	INCL.									
Copper	INCL.									
Iron	INCL.									
Lead	INCL.									
Lithium	INCL.									
Magnesium	INCL.									
Manganese	INCL.									
Mercury	INCL.									
Molybdenum	INCL.									
Nickel	INCL.									
Selenium	INCL.									
Silver	INCL.									
Thallium	INCL.									
Vanadium	INCL.									
Zinc	INCL.									
Cyanide, Total	0.15	U	0.15	0.28	1	mg/kg		09/27/06	SW846 9012A	SW846 9012A
Percent Solids	92.6		---	---	1	%		09/25/06	SM M2540G	SM M2540G
pH, Laboratory	3.0		0.10	0.10	1	su		09/26/06	SW846 9045C	SW846 9045C

All soil results are reported on a dry weight basis unless otherwise noted.

Pace Analytical Services, Inc.

1241 Bellevue Street
Green Bay, WI 54302
920-469-2436

Analytical Report Number: 876361

Client : FOTH & VAN DYKE
Project Name : KEMC-EAGLE SOUTH
Project Number : 06W003
Field ID : SB-622-S-2

Matrix Type : SOIL
Collection Date : 09/15/06
Report Date : 11/03/06
Lab Sample Number : 876361-013

INORGANICS

Test	Result		MDL	EQL	Dil.	Units	Code	Anl Date	Prep Method	Anl Method
Leach Date - Conventionals	DONE				1			10/23/06	SW846 1311	SW846 1311
Aluminum	INCL.									
Antimony	INCL.									
Arsenic	INCL.									
Arsenic - TCLP	0.038	U	0.038	1.0	1	mg/L		10/24/06	SW846 3010A	SW846 6010B
Barium	INCL.									
Barium - TCLP	0.54	B	0.0050	1.0	1	mg/L		10/24/06	SW846 3010A	SW846 6010B
Beryllium	INCL.									
Boron	INCL.									
Cadmium	INCL.									
Cadmium - TCLP	0.0037	U	0.0037	0.25	1	mg/L		10/24/06	SW846 3010A	SW846 6010B
Chromium	INCL.									
Chromium - TCLP	0.0066	U	0.0066	0.25	1	mg/L		10/24/06	SW846 3010A	SW846 6010B
Cobalt	INCL.									
Copper	INCL.									
Iron	INCL.									
Lead	INCL.									
Lead - TCLP	0.017	U	0.017	1.0	1	mg/L		10/24/06	SW846 3010A	SW846 6010B
Lithium	INCL.									
Magnesium	INCL.									
Manganese	INCL.									
Mercury	INCL.									
Mercury - TCLP	0.029	U	0.029	0.080	1	mg/L	H	10/25/06	SW846 7470A	SW846 7470A
Molybdenum	INCL.									
Nickel	INCL.									
Selenium	INCL.									
Selenium - TCLP	0.042	U	0.042	1.0	1	mg/L		10/24/06	SW846 3010A	SW846 6010B
Silver	INCL.									
Silver - TCLP	0.013	U	0.013	0.25	1	mg/L		10/24/06	SW846 3010A	SW846 6010B
Thallium	INCL.									
Vanadium	INCL.									
Zinc	INCL.									
Cyanide, Total	0.23	U	0.23	0.45	1	mg/kg		09/27/06	SW846 9012A	SW846 9012A
Percent Solids	94.5		—	—	1	%		09/25/06	SM M2540G	SM M2540G
pH, Laboratory	7.5		0.10	0.10	1	su		09/26/06	SW846 9045C	SW846 9045C

All soil results are reported on a dry weight basis unless otherwise noted.

Pace Analytical Services, Inc.

1241 Bellevue Street
Green Bay, WI 54302
920-469-2436

Analytical Report Number: 876361

Client : FOTH & VAN DYKE
Project Name : KEMC-EAGLE SOUTH
Project Number : 06W003
Field ID : SB-623-S-3

Matrix Type : SOIL
Collection Date : 09/14/06
Report Date : 11/03/06
Lab Sample Number : 876361-014

INORGANICS

Test	Result		MDL	EQL	Dil.	Units	Code	Anl Date	Prep Method	Anl Method
Aluminum	INCL.									
Antimony	INCL.									
Arsenic	INCL.									
Barium	INCL.									
Beryllium	INCL.									
Boron	INCL.									
Cadmium	INCL.									
Chromium	INCL.									
Cobalt	INCL.									
Copper	INCL.									
Iron	INCL.									
Lead	INCL.									
Lithium	INCL.									
Magnesium	INCL.									
Manganese	INCL.									
Mercury	INCL.									
Molybdenum	INCL.									
Nickel	INCL.									
Selenium	INCL.									
Silver	INCL.									
Thallium	INCL.									
Vanadium	INCL.									
Zinc	INCL.									
Cyanide, Total	0.21	U	0.21	0.42	1	mg/kg		09/27/06	SW846 9012A	SW846 9012A
Percent Solids	95.9		—	—	1	%		09/25/06	SM M2540G	SM M2540G
pH, Laboratory	7.4		0.10	0.10	1	su		09/26/06	SW846 9045C	SW846 9045C

All soil results are reported on a dry weight basis unless otherwise noted.

Pace Analytical Services, Inc.

1241 Bellevue Street
Green Bay, WI 54302
920-469-2436
Fax: 920-469-8827

Lab Number	TestGroupID	Field ID	Comment
876361-	M-HG-T	All Samples	H - TCLP leach performed after hold time had expired for mercury.

Qualifier Codes

Flag	Applies To	Explanation
A	Inorganic	Analyte is detected in the method blank. Method blank criteria is evaluated to the laboratory method detection limit. Additionally, method blank acceptance may be based on project specific criteria or determined from analyte concentrations in the sample and are evaluated on a sample by sample basis.
B	Inorganic	The analyte has been detected between the method detection limit and the reporting limit.
B	Organic	Analyte is present in the method blank. Method blank criteria is evaluated to the laboratory method detection limit. Additionally, method blank acceptance may be based on project specific criteria or determined from analyte concentrations in the sample and are evaluated on a sample by sample basis.
C	All	Elevated detection limit.
D	All	Analyte value from diluted analysis or surrogate result not applicable due to sample dilution.
E	Inorganic	Estimated concentration due to matrix interferences. During the metals analysis the serial dilution failed to meet the established control limits of 0-10%. The sample concentration is greater than 50 times the IDL for analysis done on the ICP or 100 times the IDL for analysis done on the ICP-MS. The result was flagged with the E qualifier to indicate that a physical interference was observed.
E	Organic	Analyte concentration exceeds calibration range.
F	Inorganic	Due to potential interferences for this analysis by Inductively Coupled Plasma techniques (SW-846 Method 6010), this analyte has been confirmed by and reported from an alternate method.
F	Organic	Surrogate results outside control criteria.
G	All	The result is estimated because the concentration is less than the lowest calibration standard concentration utilized in the initial calibration. The method detection limit is less than the reporting limit specified for this project.
H	All	Preservation, extraction or analysis performed past holding time.
HF	Inorganic	This test is considered a field parameter, and the recommended holding time is 15 minutes from collection. The analysis was performed in the laboratory beyond the recommended holding time.
J	All	Concentration detected equal to or greater than the method detection limit but less than the reporting limit.
K	Inorganic	Sample received unpreserved. Sample was either preserved at the time of receipt or at the time of sample preparation.
K	Organic	Detection limit may be elevated due to the presence of an unrequested analyte.
L	All	Elevated detection limit due to low sample volume.
M	Organic	Sample pH was greater than 2
N	All	Spiked sample recovery not within control limits.
O	Organic	Sample received overweight.
P	Organic	The relative percent difference between the two columns for detected concentrations was greater than 40%.
Q	All	The analyte has been detected between the limit of detection (LOD) and limit of quantitation (LOQ). The results are qualified due to the uncertainty of analyte concentrations within this range.
S	Organic	The relative percent difference between quantitation and confirmation columns exceeds internal quality control criteria. Because the result is unconfirmed, it has been reported as a non-detect with an elevated detection limit.
U	All	The analyte was not detected at or above the reporting limit.
V	All	Sample received with headspace.
W	All	A second aliquot of sample was analyzed from a container with headspace.
X	All	See Sample Narrative.
Z	Organics	This compound was separated in the check standard but it did not meet the resolution criteria as set forth in SW846.
&	All	Laboratory Control Spike recovery not within control limits.
*	All	Precision not within control limits.
+	Inorganic	The sample result is greater than four times the spike level: therefore, the percent recovery is not evaluated.
<	All	The analyte was not detected at or above the reporting limit.
1	Inorganic	Dissolved analyte or filtered analyte greater than total analyte; analyses passed QC based on precision criteria.
2	Inorganic	Dissolved analyte or filtered analyte greater than total analyte; analyses failed QC based on precision criteria.
3	Inorganic	BOD result is estimated due to the BOD blank exceeding the allowable oxygen depletion.
4	Inorganic	BOD duplicate precision not within control limits. Due to the 48 hour holding time for this test, it is not practical to reanalyze and try to correct the deficiency.
5	Inorganic	BOD result is estimated due to insufficient oxygen depletion. Due to the 48 hour holding time for this test, it is not practical to reanalyze and try to correct the deficiency.
6	Inorganic	BOD laboratory control sample not within control limits. Due to the 48 hour holding time for this test, it is not practical to reanalyze and try to correct the deficiency.
7	Inorganic	BOD result is estimated due to complete oxygen depletion. Due to the 48 hour holding time for this test, it is not practical to reanalyze and try to correct the deficiency.

Pace Analytical Services, Inc.

Analysis Summary by Laboratory

1241 Bellevue Street
Green Bay, WI 54302

Test Group Name	876361-001	876361-002	876361-003	876361-004	876361-005	876361-006	876361-007	876361-008	876361-009	876361-010	876361-011	876361-012	876361-013	876361-014
ALUMINUM	M	M	M	M	M	M	M	M	M	M	M	M	M	M
ANTIMONY	M	M	M	M	M	M	M	M	M	M	M	M	M	M
ARSENIC	M	M	M	M	M	M	M	M	M	M	M	M	M	M
ARSENIC - TCLP				B		B					B		B	
BARIUM	M	M	M	M	M	M	M	M	M	M	M	M	M	M
BARIUM - TCLP				B		B					B		B	
BERYLLIUM	M	M	M	M	M	M	M	M	M	M	M	M	M	M
BORON	M	M	M	M	M	M	M	M	M	M	M	M	M	M
CADMIUM	M	M	M	M	M	M	M	M	M	M	M	M	M	M
CADMIUM - TCLP				B		B					B		B	
CHROMIUM	M	M	M	M	M	M	M	M	M	M	M	M	M	M
CHROMIUM - TCLP				B		B					B		B	
COBALT	M	M	M	M	M	M	M	M	M	M	M	M	M	M
COPPER	M	M	M	M	M	M	M	M	M	M	M	M	M	M
CYANIDE, TOTAL	B	B	B	B	B	B	B	B	B	B	B	B	B	B
IRON	M	M	M	M	M	M	M	M	M	M	M	M	M	M
LEAD	M	M	M	M	M	M	M	M	M	M	M	M	M	M
LEAD - TCLP				B		B					B		B	
LITHIUM	M	M	M	M	M	M	M	M	M	M	M	M	M	M
MAGNESIUM	M	M	M	M	M	M	M	M	M	M	M	M	M	M
MANGANESE	M	M	M	M	M	M	M	M	M	M	M	M	M	M
MERCURY	M	M	M	M	M	M	M	M	M	M	M	M	M	M
MERCURY - TCLP				B		B					B		B	
MOLYBDENUM	M	M	M	M	M	M	M	M	M	M	M	M	M	M
NICKEL	M	M	M	M	M	M	M	M	M	M	M	M	M	M
PERCENT SOLIDS	B	B	B	B	B	B	B	B	B	B	B	B	B	B
PH, LABORATORY	B	B	B	B	B	B	B	B	B	B	B	B	B	B
SELENIUM	M	M	M	M	M	M	M	M	M	M	M	M	M	M
SELENIUM - TCLP				B		B					B		B	
SILVER	M	M	M	M	M	M	M	M	M	M	M	M	M	M
SILVER - TCLP				B		B					B		B	
THALLIUM	M	M	M	M	M	M	M	M	M	M	M	M	M	M
VANADIUM	M	M	M	M	M	M	M	M	M	M	M	M	M	M
ZINC	M	M	M	M	M	M	M	M	M	M	M	M	M	M

Code	Facility	Address	MI Certification
B	Green Bay Lab (Bellevue St)	1241 Bellevue Street, Suite 9 Green Bay, WI 54302	Not Certified
M	Minnesota Laboratory	1700 Elm Street, Suite 200 Minneapolis, MN	Not Certified

Pace Analytical Services, Inc.

QC Summary

1241 Bellevue Street
Green Bay, WI 54302
920-469-2436
Fax: 920-469-8827

SDG: 876361
Lab Section: WETCHEM
QC Batch Number: 14537
Prep Method: SW846 9045C
Analytical Method: SW846 9045C

QC Type	Client Sample ID	Lab Sample ID
DUP	SB-623-S-3DUP	876361-014DUP
DUP	SB-637-S-7DUP	876361-005DUP

Client Sample ID	Lab Sample ID		Client Sample ID	Lab Sample ID	
SB-609-S-8	876361-001	MB	SB-610A-S-5A	876361-002	MB
SB-611-S-3	876361-003	MB	KSB-11-1	876361-004	MB
SB-637-S-7	876361-005	MB	SB-644-S-4	876361-006	MB
SB-612-S-3	876361-007	MB	SB-613-S-4	876361-008	MB
SB-614-S-4	876361-009	MB	SB-615-S-6	876361-010	MB
KSB-9-3	876361-011	MB	KSB-10-3	876361-012	MB
SB-622-S-2	876361-013	MB	SB-623-S-3	876361-014	MB

Test Name	Method Blank Result Conc	LCS Spiked Conc	LCS Recovery Conc	%	C	LCSD Spiked Conc	LCSD Recovery Conc	%	C	LCS/LCSD RPD %	C	LCS/LCSD Control Limits LCL %	UCL %	RPD %	Parent Sample Number	Parent Result Conc	Lab Dup Conc	Lab Dup RPD %	C	Lab Dup RPD Limit %
pH, Laboratory	---	0	---	---		---	---	---		---		---	---	---	876361-005	6.760	6.7	0.9		20
pH, Laboratory	---	0	---	---		---	---	---		---		---	---	---	876361-014	7.440	7.46	0.3		20

Conc = su unless otherwise noted
C = QC Code, see Qualifer Sheet
Parent Result is reported down to MDL in order to allow Validation of this worksheet
The %R and RPD results are calculated from raw data values with more significant figures than are reported on this form.

Report Date: 11/3/2006
QC Batch Number: 14537

Pace Analytical Services, Inc.

QC Summary

1241 Bellevue Street
Green Bay, WI 54302
920-469-2436
Fax: 920-469-8827

Batch: 876361
Lab Section: WETCHEM
QC Batch Number: 14568
Prep Method: SW846 9012A
Analytical Method: SW846 9012A

QC Type	Client Sample ID	Lab Sample ID
MB	WCG1946-092MB	WCG1946-092MB
LCS	WCG1946-092MBLCS	WCG1946-092MBLCS
MS	876362-006MS	876362-006MS
MS	SB-615-S-6MS	876361-010MS
MSD	876362-006MSD	876362-006MSD
MSD	SB-615-S-6MSD	876361-010MSD

Client Sample ID	Lab Sample ID	MB ID	Client Sample ID	Lab Sample ID	MB ID
SB-609-S-8	876361-001	MB	SB-610A-S-5A	876361-002	MB
SB-611-S-3	876361-003	MB	KSB-11-1	876361-004	MB
SB-637-S-7	876361-005	MB	SB-644-S-4	876361-006	MB
SB-612-S-3	876361-007	MB	SB-613-S-4	876361-008	MB
SB-614-S-4	876361-009	MB	SB-615-S-6	876361-010	MB
KSB-9-3	876361-011	MB	KSB-10-3	876361-012	MB
SB-622-S-2	876361-013	MB	SB-623-S-3	876361-014	MB

Test Name	Method Blank Result	Conc	LCS Spiked Conc	LCS Recovery Conc	%	C	LCSD Spiked Conc	LCSD Recovery Conc	%	C	LCS/LCSD RPD %	C	LCS/LCSD Control Limits LCL %	UCL %	RPD %	Parent Sample Number	Parent Result	Conc	MS Spiked Conc	MS Recovery Conc	%	C	MSD Spiked Conc	MSD Recovery Conc	%	C	MS/MSD RPD %	C	MS/MSD Control Limits LCL %	UCL %	RPD %
Cyanide, Total	<	0.31	3.0	3	98.8		---	---	---		---		81	119	20	876361-010	<	0.17	1.7	1.2	74.3		1.7	0.44	26.4	N	95.0	*	70	122	20
Cyanide, Total	<	0.31	3.0	3	98.8		---	---	---		---		81	119	20	876362-006	<	0.29	2.8	2.7	95.7		2.8	2.8	99.5		3.8		70	122	20

Conc = mg/kg unless otherwise noted
C = QC Code, see Qualifer Sheet
Parent Result is reported down to MDL in order to allow Validation of this worksheet
The %R and RPD results are calculated from raw data values with more significant figures than are reported on this form.

Report Date: 11/3/2006
QC Batch Number: 14568

Pace Analytical Services, Inc.

QC Summary

1241 Bellevue Street
Green Bay, WI 54302
920-469-2436
Fax: 920-469-8827

Batch: 876361
Lab Section: METALS
QC Batch Number: 15480
Prep Method: SW846 3010A
Analytical Method: SW846 6010B

QC Type	Client Sample ID	Lab Sample ID
MB	MBTMTG1984-70	MBTMTG1984-70
LCS	LCSTMTG1984-70	LCSTMTG1984-70
MS	877462-001MS	877462-001MS
MS	KSB-11-1MS	876361-004MS
MSD	KSB-11-1MSD	876361-004MSD

Client Sample ID	Lab Sample ID	MB ID
KSB-11-1	876361-004	MB
KSB-9-3	876361-011	MB

Client Sample ID	Lab Sample ID	MB ID
SB-644-S-4	876361-006	MB
SB-622-S-2	876361-013	MB

Test Name	Method Blank Result	Conc	LCS Spiked Conc	LCS Recovery Conc	LCS Recovery %	C	LCSD Spiked Conc	LCSD Recovery Conc	LCSD Recovery %	C	LCS/LCSD RPD %	C	LCS/LCSD Control Limits LCL %	UCL %	RPD %	Parent Sample Number	Parent Result	Conc	MS Spiked Conc	MS Recovery Conc	MS Recovery %	C	MSD Spiked Conc	MSD Recovery Conc	MSD Recovery %	C	MS/MSD RPD %	C	MS/MSD Control Limits LCL %	UCL %	RPD %
Arsenic - TCLP	<	0.0076	0.50	0.49	97.9		---	---	---		---		80	120	20	876361-004	<	0.036	2.5	2.4	97.1		2.5	2.5	99.8		2.7		75	125	20
Barium - TCLP	<	0.001	0.50	0.5	100		---	---	---		---		80	120	20	876361-004		0.66	2.5	3.1	97.0		2.5	3.2	101.7		3.7		75	125	20
Cadmium - TCLP	<	0.00074	0.50	0.5	99.2		---	---	---		---		80	120	20	876361-004		0.0056	2.5	2.4	96.8		2.5	2.5	99.3		2.6		75	125	20
Chromium - TCLP	<	0.0013	0.50	0.49	97.8		---	---	---		---		80	120	20	876361-004		0.0082	2.5	2.4	95.8		2.5	2.4	96.9		1.2		75	125	20
Lead - TCLP	<	0.0034	0.50	0.49	97.1		---	---	---		---		80	120	20	876361-004		0.023	2.5	2.4	94.9		2.5	2.4	97.0		2.2		75	125	20
Selenium - TCLP	<	0.0083	0.50	0.48	96.0		---	---	---		---		80	120	20	876361-004	<	0.042	2.5	2.4	95.4		2.5	2.5	98.4		3.1		75	125	20
Silver - TCLP	<	0.0026	0.25	0.25	99.2		---	---	---		---		80	120	20	876361-004	<	0.013	1.2	1.2	98.0		1.2	1.3	101.1		3.2		75	125	20
Lead - TCLP	<	0.0034	0.50	0.49	97.1		---	---	---		---		80	120	20	877462-001		0.11	2.5	2.5	94.3		---	---	---		---		75	125	20

Conc = mg/L unless otherwise noted
C = QC Code, see Qualifer Sheet
Parent Result is reported down to MDL in order to allow Validation of this worksheet
The %R and RPD results are calculated from raw data values with more significant figures than are reported on this form.

Report Date: 11/3/2006
QC Batch Number: 15480

Pace Analytical Services, Inc.

QC Summary

1241 Bellevue Street
Green Bay, WI 54302
920-469-2436
Fax: 920-469-8827

Batch: 876361
Lab Section: METALS
QC Batch Number: 15521
Prep Method: SW846 7470A
Analytical Method: SW846 7470A

QC Type	Client Sample ID	Lab Sample ID
MB	MBTMTG1985-34	MBTMTG1985-34
LCS	LCSTMTG1985-34	LCSTMTG1985-34
MS	KSB-11-1MS	876361-004MS
MSD	KSB-11-1MSD	876361-004MSD

Client Sample ID	Lab Sample ID	MB ID
KSB-11-1	876361-004	MB
KSB-9-3	876361-011	MB

Client Sample ID	Lab Sample ID	MB ID
SB-644-S-4	876361-006	MB
SB-622-S-2	876361-013	MB

Test Name	Method Blank Result	Conc	LCS Spiked Conc	LCS Recovery Conc	%	C	LCSD Spiked Conc	LCSD Recovery Conc	%	C	LCS/LCSD RPD %	C	LCS/LCSD Control Limits LCL %	UCL %	RPD %	Parent Sample Number	Parent Result	Conc	MS Spiked Conc	MS Recovery Conc	%	C	MSD Spiked Conc	MSD Recovery Conc	%	C	MS/MSD RPD %	C	MS/MSD Control Limits LCL %	UCL %	RPD %
Mercury - TCLP	<	7.2e-005	0.0050	0.0055	110.7		---	---	---		---		85	115	20	876361-004	<	0.029	2.0	2.1	106.4		2.0	2.1	105.1		1.2		85	115	20

Conc = mg/L unless otherwise noted
C = QC Code, see Qualifer Sheet
Parent Result is reported down to MDL in order to allow Validation of this worksheet
The %R and RPD results are calculated from raw data values with more significant figures than are reported on this form.

Report Date: 11/3/2006
QC Batch Number: 15521

Pace Analytical Services, Inc.
1700 Elm Street, Suite 200
Minneapolis, MN 55414
Phone: (612)607-1700
Fax: (612)607-6444

October 25, 2006

Client Services
Pace Analytical Green Bay
1241 Bellevue Street
Suite 9
Green Bay, WI 54302

RE: Project: 876361 FOTH & VAN DYKE
Pace Project No.: 1039019

Dear Client Services:
Enclosed are the analytical results for sample(s) received by the laboratory on September 27, 2006. Results reported herein conform to the most current NELAC standards, where applicable, unless otherwise narrated in the body of the report.

If you have any questions concerning this report, please feel free to contact me.

Sincerely,

Jane Eilders

Jane Eilders

jane.eilders@pacelabs.com
Project Coordinator

Illinois Certification #: 200011
Iowa Certification #: 368
Minnesota Certification #: 027-053-137
Wisconsin Certification #: 999407970

Enclosures

This report shall not be reproduced, except in full,
without the written consent of Pace Analytical Services, Inc..

Pace Analytical Services, Inc.
1700 Elm Street, Suite 200
Minneapolis, MN 55414
Phone: (612)607-1700
Fax: (612)607-6444

SAMPLE SUMMARY

Project: 876361 FOTH & VAN DYKE
Pace Project No.: 1039019

Lab ID	Sample ID	Matrix	Date Collected	Date Received
876361001	SB-609-S-8	Solid	09/13/06 00:00	09/27/06 08:55
876361002	SB-610A-S-5A	Solid	09/13/06 00:00	09/27/06 08:55
876361003	SB-611-S-3	Solid	09/13/06 00:00	09/27/06 08:55
876361004	KSB-11-1	Solid	09/13/06 00:00	09/27/06 08:55
876361005	SB-637-S-7	Solid	09/13/06 00:00	09/27/06 08:55
876361006	SB-644-S-4	Solid	09/13/06 00:00	09/27/06 08:55
876361007	SB-612-S-3	Solid	09/14/06 00:00	09/27/06 08:55
876361008	SB-613-S-4	Solid	09/14/06 00:00	09/27/06 08:55
876361009	SB-614-S-4	Solid	09/14/06 00:00	09/27/06 08:55
876361010	SB-615-S-6	Solid	09/15/06 00:00	09/27/06 08:55
876361011	KSB-9-3	Solid	09/14/06 00:00	09/27/06 08:55
876361012	KSB-10-3	Solid	09/14/06 00:00	09/27/06 08:55
876361013	SB-622-S-2	Solid	09/15/06 00:00	09/27/06 08:55
876361014	SB-623-S-3	Solid	09/14/06 00:00	09/27/06 08:55

This report shall not be reproduced, except in full,
without the written consent of Pace Analytical Services, Inc..

Pace Analytical Services, Inc.
1700 Elm Street, Suite 200
Minneapolis, MN 55414
Phone: (612)607-1700
Fax: (612)607-6444

SAMPLE ANALYTE COUNT

Project: 876361 FOTH & VAN DYKE
Pace Project No.: 1039019

Lab ID	Sample ID	Method	Analytes Reported
876361001	SB-609-S-8	% Moisture	1
		EPA 6010	21
		EPA 6020	1
		EPA 7471	1
876361002	SB-610A-S-5A	% Moisture	1
		EPA 6010	21
		EPA 6020	1
		EPA 7471	1
876361003	SB-611-S-3	% Moisture	1
		EPA 6010	21
		EPA 6020	1
		EPA 7471	1
876361004	KSB-11-1	% Moisture	1
		EPA 6010	21
		EPA 6020	1
		EPA 7471	1
876361005	SB-637-S-7	% Moisture	1
		EPA 6010	21
		EPA 6020	1
		EPA 7471	1
876361006	SB-644-S-4	% Moisture	1
		EPA 6010	21
		EPA 6020	1
		EPA 7471	1
876361007	SB-612-S-3	% Moisture	1
		EPA 6010	21
		EPA 6020	1
		EPA 7471	1
876361008	SB-613-S-4	% Moisture	1
		EPA 6010	21
		EPA 6020	1
		EPA 7471	1
876361009	SB-614-S-4	% Moisture	1
		EPA 6010	21
		EPA 6020	1
		EPA 7471	1
876361010	SB-615-S-6	% Moisture	1

This report shall not be reproduced, except in full,
without the written consent of Pace Analytical Services, Inc..

Pace Analytical Services, Inc.
1700 Elm Street, Suite 200
Minneapolis, MN 55414
Phone: (612)607-1700
Fax: (612)607-6444

SAMPLE ANALYTE COUNT

Project: 876361 FOTH & VAN DYKE
Pace Project No.: 1039019

Lab ID	Sample ID	Method	Analytes Reported
		EPA 6010	21
		EPA 6020	1
		EPA 7471	1
876361011	KSB-9-3	% Moisture	1
		EPA 6010	21
		EPA 6020	1
		EPA 7471	1
876361012	KSB-10-3	% Moisture	1
		EPA 6010	21
		EPA 6020	1
		EPA 7471	1
876361013	SB-622-S-2	% Moisture	1
		EPA 6010	21
		EPA 6020	1
		EPA 7471	1
876361014	SB-623-S-3	% Moisture	1
		EPA 6010	21
		EPA 6020	1
		EPA 7471	1

This report shall not be reproduced, except in full,
without the written consent of Pace Analytical Services, Inc..

Pace Analytical Services, Inc.
1700 Elm Street, Suite 200
Minneapolis, MN 55414
Phone: (612)607-1700
Fax: (612)607-6444

ANALYTICAL RESULTS

Project: 876361 FOTH & VAN DYKE
Pace Project No.: 1039019

Sample: SB-609-S-8 **Lab ID: 876361001** Collected: 09/13/06 00:00 Received: 09/27/06 08:55 Matrix: Solid

Solid results reported on dry weight basis

Parameters	Results	Units	Report Limit	MDL	DF	Prepared	Analyzed	CAS No.	Qual
6010 MET ICP	Analytical Method: EPA 6010 Preparation Method: EPA 3050								
Aluminum	**7890**	mg/kg	9.6	4.8	1	09/28/06 00:00	09/29/06 19:58	7429-90-5	
Antimony	**26.0**	mg/kg	0.48	0.24	1	09/28/06 00:00	09/29/06 19:58	7440-36-0	
Arsenic	**8.2**	mg/kg	0.48	0.27	1	09/28/06 00:00	09/29/06 19:58	7440-38-2	
Barium	**40.6**	mg/kg	0.48	0.24	1	09/28/06 00:00	09/29/06 19:58	7440-39-3	
Beryllium	**0.39**	mg/kg	0.24	0.12	1	09/28/06 00:00	09/29/06 19:58	7440-41-7	
Boron	ND	mg/kg	7.2	3.6	1	09/28/06 00:00	09/29/06 19:58	7440-42-8	
Cadmium	**0.73**	mg/kg	0.048	0.024	1	09/28/06 00:00	09/29/06 19:58	7440-43-9	
Chromium	**23.0**	mg/kg	0.48	0.24	1	09/28/06 00:00	09/29/06 19:58	7440-47-3	
Cobalt	**9.8**	mg/kg	0.48	0.24	1	09/28/06 00:00	09/29/06 19:58	7440-48-4	
Copper	**65.0**	mg/kg	0.48	0.24	1	09/28/06 00:00	09/29/06 19:58	7440-50-8	
Iron	**32000**	mg/kg	241	120	100	09/28/06 00:00	10/03/06 16:00	7439-89-6	
Lead	**5.3**	mg/kg	0.29	0.14	1	09/28/06 00:00	09/29/06 19:58	7439-92-1	
Magnesium	**5010**	mg/kg	24.1	12.0	1	09/28/06 00:00	09/29/06 19:58	7439-95-4	
Manganese	**403**	mg/kg	0.24	0.12	1	09/28/06 00:00	09/29/06 19:58	7439-96-5	
Molybdenum	ND	mg/kg	0.72	0.36	1	09/28/06 00:00	09/29/06 19:58	7439-98-7	
Nickel	**18.0**	mg/kg	0.96	0.48	1	09/28/06 00:00	09/29/06 19:58	7440-02-0	
Selenium	ND	mg/kg	0.72	0.36	1	09/28/06 00:00	09/29/06 19:58	7782-49-2	
Silver	ND	mg/kg	0.48	0.24	1	09/28/06 00:00	09/29/06 19:58	7440-22-4	
Thallium	ND	mg/kg	0.96	0.48	1	09/28/06 00:00	09/29/06 19:58	7440-28-0	
Vanadium	**39.5**	mg/kg	0.72	0.36	1	09/28/06 00:00	09/29/06 19:58	7440-62-2	
Zinc	**28.9**	mg/kg	0.96	0.48	1	09/28/06 00:00	09/29/06 19:58	7440-66-6	
6020 MET ICPMS	Analytical Method: EPA 6020 Preparation Method: EPA 3020								
Lithium	**4.4**	mg/kg	1.3	0.63	250	10/05/06 00:00	10/23/06 18:54	7439-93-2	
7471 Mercury	Analytical Method: EPA 7471 Preparation Method: EPA 7471								
Mercury	ND	mg/kg	0.022	0.011	1	09/28/06 00:00	09/29/06 09:19	7439-97-6	
Dry Weight	Analytical Method: % Moisture								
Percent Moisture	**7.2**	%	0.10	0.10	1		09/28/06 00:00		

Sample: SB-610A-S-5A **Lab ID: 876361002** Collected: 09/13/06 00:00 Received: 09/27/06 08:55 Matrix: Solid

Solid results reported on dry weight basis

Parameters	Results	Units	Report Limit	MDL	DF	Prepared	Analyzed	CAS No.	Qual
6010 MET ICP	Analytical Method: EPA 6010 Preparation Method: EPA 3050								
Aluminum	**4530**	mg/kg	11.5	5.8	1	09/28/06 00:00	09/29/06 20:13	7429-90-5	
Antimony	**7.7**	mg/kg	0.58	0.29	1	09/28/06 00:00	09/29/06 20:13	7440-36-0	
Arsenic	ND	mg/kg	0.58	0.32	1	09/28/06 00:00	09/29/06 20:13	7440-38-2	
Barium	**13.3**	mg/kg	0.58	0.29	1	09/28/06 00:00	09/29/06 20:13	7440-39-3	
Beryllium	**0.37**	mg/kg	0.29	0.14	1	09/28/06 00:00	09/29/06 20:13	7440-41-7	
Boron	ND	mg/kg	8.6	4.3	1	09/28/06 00:00	09/29/06 20:13	7440-42-8	

This report shall not be reproduced, except in full,
without the written consent of Pace Analytical Services, Inc..

Pace Analytical
www.pacelabs.com

Pace Analytical Services, Inc.
1700 Elm Street, Suite 200
Minneapolis, MN 55414
Phone: (612)607-1700
Fax: (612)607-6444

ANALYTICAL RESULTS

Project: 876361 FOTH & VAN DYKE
Pace Project No.: 1039019

Sample: SB-610A-S-5A **Lab ID: 876361002** Collected: 09/13/06 00:00 Received: 09/27/06 08:55 Matrix: Solid

Solid results reported on dry weight basis

Parameters	Results	Units	Report Limit	MDL	DF	Prepared	Analyzed	CAS No.	Qual
6010 MET ICP	Analytical Method: EPA 6010 Preparation Method: EPA 3050								
Cadmium	**0.11**	mg/kg	0.058	0.029	1	09/28/06 00:00	09/29/06 20:13	7440-43-9	
Chromium	**12.2**	mg/kg	0.58	0.29	1	09/28/06 00:00	09/29/06 20:13	7440-47-3	
Cobalt	**3.6**	mg/kg	0.58	0.29	1	09/28/06 00:00	09/29/06 20:13	7440-48-4	
Copper	**5.5**	mg/kg	0.58	0.29	1	09/28/06 00:00	09/29/06 20:13	7440-50-8	
Iron	**9280**	mg/kg	2.9	1.4	1	09/28/06 00:00	09/29/06 20:13	7439-89-6	
Lead	**3.2**	mg/kg	0.35	0.17	1	09/28/06 00:00	09/29/06 20:13	7439-92-1	
Magnesium	**1530**	mg/kg	28.8	14.4	1	09/28/06 00:00	09/29/06 20:13	7439-95-4	
Manganese	**79.5**	mg/kg	0.29	0.14	1	09/28/06 00:00	09/29/06 20:13	7439-96-5	
Molybdenum	**ND**	mg/kg	0.86	0.43	1	09/28/06 00:00	09/29/06 20:13	7439-98-7	
Nickel	**11.6**	mg/kg	1.2	0.58	1	09/28/06 00:00	09/29/06 20:13	7440-02-0	
Selenium	**ND**	mg/kg	0.86	0.43	1	09/28/06 00:00	09/29/06 20:13	7782-49-2	
Silver	**ND**	mg/kg	0.58	0.29	1	09/28/06 00:00	09/29/06 20:13	7440-22-4	
Thallium	**ND**	mg/kg	1.2	0.58	1	09/28/06 00:00	09/29/06 20:13	7440-28-0	
Vanadium	**19.8**	mg/kg	0.86	0.43	1	09/28/06 00:00	09/29/06 20:13	7440-62-2	
Zinc	**11.9**	mg/kg	1.2	0.58	1	09/28/06 00:00	09/29/06 20:13	7440-66-6	
6020 MET ICPMS	Analytical Method: EPA 6020 Preparation Method: EPA 3020								
Lithium	**1.1**	mg/kg	0.57	0.28	100	10/05/06 00:00	10/23/06 19:06	7439-93-2	
7471 Mercury	Analytical Method: EPA 7471 Preparation Method: EPA 7471								
Mercury	**0.016J**	mg/kg	0.026	0.013	1	09/28/06 00:00	09/29/06 09:21	7439-97-6	
Dry Weight	Analytical Method: % Moisture								
Percent Moisture	**22.5**	%	0.10	0.10	1		09/28/06 00:00		

Sample: SB-611-S-3 **Lab ID: 876361003** Collected: 09/13/06 00:00 Received: 09/27/06 08:55 Matrix: Solid

Solid results reported on dry weight basis

Parameters	Results	Units	Report Limit	MDL	DF	Prepared	Analyzed	CAS No.	Qual
6010 MET ICP	Analytical Method: EPA 6010 Preparation Method: EPA 3050								
Aluminum	**4460**	mg/kg	9.3	4.7	1	09/28/06 00:00	09/29/06 20:35	7429-90-5	
Antimony	**6.5**	mg/kg	0.47	0.23	1	09/28/06 00:00	09/29/06 20:35	7440-36-0	
Arsenic	**0.37J**	mg/kg	0.47	0.26	1	09/28/06 00:00	09/29/06 20:35	7440-38-2	
Barium	**15.2**	mg/kg	0.47	0.23	1	09/28/06 00:00	09/29/06 20:35	7440-39-3	
Beryllium	**0.26**	mg/kg	0.23	0.12	1	09/28/06 00:00	09/29/06 20:35	7440-41-7	
Boron	**ND**	mg/kg	7.0	3.5	1	09/28/06 00:00	09/29/06 20:35	7440-42-8	
Cadmium	**0.16**	mg/kg	0.047	0.023	1	09/28/06 00:00	09/29/06 20:35	7440-43-9	
Chromium	**7.1**	mg/kg	0.47	0.23	1	09/28/06 00:00	09/29/06 20:35	7440-47-3	
Cobalt	**3.1**	mg/kg	0.47	0.23	1	09/28/06 00:00	09/29/06 20:35	7440-48-4	
Copper	**9.7**	mg/kg	0.47	0.23	1	09/28/06 00:00	09/29/06 20:35	7440-50-8	
Iron	**7690**	mg/kg	2.3	1.2	1	09/28/06 00:00	09/29/06 20:35	7439-89-6	
Lead	**3.7**	mg/kg	0.28	0.14	1	09/28/06 00:00	09/29/06 20:35	7439-92-1	

This report shall not be reproduced, except in full,
without the written consent of Pace Analytical Services, Inc..

ACCREDITED IN ACCORDANCE WITH nelac

Pace Analytical®
www.pacelabs.com

Pace Analytical Services, Inc.
1700 Elm Street, Suite 200
Minneapolis, MN 55414
Phone: (612)607-1700
Fax: (612)607-6444

ANALYTICAL RESULTS

Project: 876361 FOTH & VAN DYKE
Pace Project No.: 1039019

Sample: SB-611-S-3 **Lab ID: 876361003** Collected: 09/13/06 00:00 Received: 09/27/06 08:55 Matrix: Solid

Solid results reported on dry weight basis

Parameters	Results	Units	Report Limit	MDL	DF	Prepared	Analyzed	CAS No.	Qual
6010 MET ICP	Analytical Method: EPA 6010 Preparation Method: EPA 3050								
Magnesium	**1350**	mg/kg	23.3	11.7	1	09/28/06 00:00	09/29/06 20:35	7439-95-4	
Manganese	**60.1**	mg/kg	0.23	0.12	1	09/28/06 00:00	09/29/06 20:35	7439-96-5	
Molybdenum	ND	mg/kg	0.70	0.35	1	09/28/06 00:00	09/29/06 20:35	7439-98-7	
Nickel	**8.4**	mg/kg	0.93	0.47	1	09/28/06 00:00	09/29/06 20:35	7440-02-0	
Selenium	ND	mg/kg	0.70	0.35	1	09/28/06 00:00	09/29/06 20:35	7782-49-2	
Silver	ND	mg/kg	0.47	0.23	1	09/28/06 00:00	09/29/06 20:35	7440-22-4	
Thallium	ND	mg/kg	0.93	0.47	1	09/28/06 00:00	09/29/06 20:35	7440-28-0	
Vanadium	**16.0**	mg/kg	0.70	0.35	1	09/28/06 00:00	09/29/06 20:35	7440-62-2	
Zinc	**17.1**	mg/kg	0.93	0.47	1	09/28/06 00:00	09/29/06 20:35	7440-66-6	
6020 MET ICPMS	Analytical Method: EPA 6020 Preparation Method: EPA 3020								
Lithium	**2.1**	mg/kg	0.48	0.24	100	10/05/06 00:00	10/23/06 19:10	7439-93-2	
7471 Mercury	Analytical Method: EPA 7471 Preparation Method: EPA 7471								
Mercury	**0.014J**	mg/kg	0.022	0.011	1	09/28/06 00:00	09/29/06 09:22	7439-97-6	
Dry Weight	Analytical Method: % Moisture								
Percent Moisture	**9.1**	%	0.10	0.10	1		09/28/06 00:00		

Sample: KSB-11-1 **Lab ID: 876361004** Collected: 09/13/06 00:00 Received: 09/27/06 08:55 Matrix: Solid

Solid results reported on dry weight basis

Parameters	Results	Units	Report Limit	MDL	DF	Prepared	Analyzed	CAS No.	Qual
6010 MET ICP	Analytical Method: EPA 6010 Preparation Method: EPA 3050								
Aluminum	**4580**	mg/kg	10.8	5.4	1	09/28/06 00:00	09/29/06 20:42	7429-90-5	
Antimony	**79.1**	mg/kg	0.54	0.27	1	09/28/06 00:00	09/29/06 20:42	7440-36-0	
Arsenic	ND	mg/kg	0.54	0.30	1	09/28/06 00:00	09/29/06 20:42	7440-38-2	
Barium	**18.3**	mg/kg	0.54	0.27	1	09/28/06 00:00	09/29/06 20:42	7440-39-3	
Beryllium	**1.4**	mg/kg	0.27	0.13	1	09/28/06 00:00	09/29/06 20:42	7440-41-7	
Boron	ND	mg/kg	8.1	4.0	1	09/28/06 00:00	09/29/06 20:42	7440-42-8	
Cadmium	**0.65**	mg/kg	0.054	0.027	1	09/28/06 00:00	09/29/06 20:42	7440-43-9	
Chromium	**62.4**	mg/kg	0.54	0.27	1	09/28/06 00:00	09/29/06 20:42	7440-47-3	
Cobalt	**8.6**	mg/kg	0.54	0.27	1	09/28/06 00:00	09/29/06 20:42	7440-48-4	
Copper	**30.6**	mg/kg	0.54	0.27	1	09/28/06 00:00	09/29/06 20:42	7440-50-8	
Iron	**123000**	mg/kg	269	134	100	09/28/06 00:00	10/03/06 16:03	7439-89-6	
Lead	**51.2**	mg/kg	0.32	0.16	1	09/28/06 00:00	09/29/06 20:42	7439-92-1	
Magnesium	**3650**	mg/kg	26.9	13.4	1	09/28/06 00:00	09/29/06 20:42	7439-95-4	
Manganese	**2570**	mg/kg	26.9	13.4	100	09/28/06 00:00	10/03/06 16:03	7439-96-5	
Molybdenum	ND	mg/kg	0.81	0.40	1	09/28/06 00:00	09/29/06 20:42	7439-98-7	
Nickel	**53.8**	mg/kg	1.1	0.54	1	09/28/06 00:00	09/29/06 20:42	7440-02-0	
Selenium	ND	mg/kg	0.81	0.40	1	09/28/06 00:00	09/29/06 20:42	7782-49-2	
Silver	**1.1**	mg/kg	0.54	0.27	1	09/28/06 00:00	09/29/06 20:42	7440-22-4	

This report shall not be reproduced, except in full,
without the written consent of Pace Analytical Services, Inc..

nelac

Pace Analytical®
www.pacelabs.com

Pace Analytical Services, Inc.
1700 Elm Street, Suite 200
Minneapolis, MN 55414
Phone: (612)607-1700
Fax: (612)607-6444

ANALYTICAL RESULTS

Project: 876361 FOTH & VAN DYKE
Pace Project No.: 1039019

Sample: KSB-11-1 **Lab ID: 876361004** Collected: 09/13/06 00:00 Received: 09/27/06 08:55 Matrix: Solid

Solid results reported on dry weight basis

Parameters	Results	Units	Report Limit	MDL	DF	Prepared	Analyzed	CAS No.	Qual
6010 MET ICP	Analytical Method: EPA 6010 Preparation Method: EPA 3050								
Thallium	ND	mg/kg	1.1	0.54	1	09/28/06 00:00	09/29/06 20:42	7440-28-0	
Vanadium	**24.7**	mg/kg	0.81	0.40	1	09/28/06 00:00	09/29/06 20:42	7440-62-2	
Zinc	**109**	mg/kg	1.1	0.54	1	09/28/06 00:00	09/29/06 20:42	7440-66-6	
6020 MET ICPMS	Analytical Method: EPA 6020 Preparation Method: EPA 3020								
Lithium	**6.0**	mg/kg	0.50	0.25	100	10/05/06 00:00	10/24/06 15:00	7439-93-2	
7471 Mercury	Analytical Method: EPA 7471 Preparation Method: EPA 7471								
Mercury	ND	mg/kg	0.022	0.011	1	09/28/06 00:00	09/29/06 09:26	7439-97-6	
Dry Weight	Analytical Method: % Moisture								
Percent Moisture	**7.1**	%	0.10	0.10	1		09/28/06 00:00		

Sample: SB-637-S-7 **Lab ID: 876361005** Collected: 09/13/06 00:00 Received: 09/27/06 08:55 Matrix: Solid

Solid results reported on dry weight basis

Parameters	Results	Units	Report Limit	MDL	DF	Prepared	Analyzed	CAS No.	Qual
6010 MET ICP	Analytical Method: EPA 6010 Preparation Method: EPA 3050								
Aluminum	**3920**	mg/kg	11.3	5.6	1	09/28/06 00:00	09/29/06 20:47	7429-90-5	
Antimony	**46.2**	mg/kg	0.56	0.28	1	09/28/06 00:00	09/29/06 20:47	7440-36-0	
Arsenic	ND	mg/kg	0.56	0.32	1	09/28/06 00:00	09/29/06 20:47	7440-38-2	
Barium	**3.2**	mg/kg	0.56	0.28	1	09/28/06 00:00	09/29/06 20:47	7440-39-3	
Beryllium	**0.92**	mg/kg	0.28	0.14	1	09/28/06 00:00	09/29/06 20:47	7440-41-7	
Boron	ND	mg/kg	8.4	4.2	1	09/28/06 00:00	09/29/06 20:47	7440-42-8	
Cadmium	**0.15**	mg/kg	0.056	0.028	1	09/28/06 00:00	09/29/06 20:47	7440-43-9	
Chromium	**16.5**	mg/kg	0.56	0.28	1	09/28/06 00:00	09/29/06 20:47	7440-47-3	
Cobalt	**5.5**	mg/kg	0.56	0.28	1	09/28/06 00:00	09/29/06 20:47	7440-48-4	
Copper	**13.1**	mg/kg	0.56	0.28	1	09/28/06 00:00	09/29/06 20:47	7440-50-8	
Iron	**56300**	mg/kg	281	141	100	09/28/06 00:00	10/03/06 16:07	7439-89-6	
Lead	**6.6**	mg/kg	0.34	0.17	1	09/28/06 00:00	09/29/06 20:47	7439-92-1	
Magnesium	**2070**	mg/kg	28.1	14.1	1	09/28/06 00:00	09/29/06 20:47	7439-95-4	
Manganese	**245**	mg/kg	0.28	0.14	1	09/28/06 00:00	09/29/06 20:47	7439-96-5	
Molybdenum	ND	mg/kg	0.84	0.42	1	09/28/06 00:00	09/29/06 20:47	7439-98-7	
Nickel	**24.8**	mg/kg	1.1	0.56	1	09/28/06 00:00	09/29/06 20:47	7440-02-0	
Selenium	ND	mg/kg	0.84	0.42	1	09/28/06 00:00	09/29/06 20:47	7782-49-2	
Silver	ND	mg/kg	0.56	0.28	1	09/28/06 00:00	09/29/06 20:47	7440-22-4	
Thallium	ND	mg/kg	1.1	0.56	1	09/28/06 00:00	09/29/06 20:47	7440-28-0	
Vanadium	**20.4**	mg/kg	0.84	0.42	1	09/28/06 00:00	09/29/06 20:47	7440-62-2	
Zinc	**11.1**	mg/kg	1.1	0.56	1	09/28/06 00:00	09/29/06 20:47	7440-66-6	
6020 MET ICPMS	Analytical Method: EPA 6020 Preparation Method: EPA 3020								
Lithium	**7.9**	mg/kg	0.49	0.25	100	10/05/06 00:00	10/24/06 15:04	7439-93-2	

This report shall not be reproduced, except in full,
without the written consent of Pace Analytical Services, Inc..

nelac

Pace Analytical
www.pacelabs.com

Pace Analytical Services, Inc.
1700 Elm Street, Suite 200
Minneapolis, MN 55414
Phone: (612)607-1700
Fax: (612)607-6444

ANALYTICAL RESULTS

Project: 876361 FOTH & VAN DYKE
Pace Project No.: 1039019

Sample: SB-637-S-7 **Lab ID: 876361005** Collected: 09/13/06 00:00 Received: 09/27/06 08:55 Matrix: Solid

Solid results reported on dry weight basis

Parameters	Results	Units	Report Limit	MDL	DF	Prepared	Analyzed	CAS No.	Qual
7471 Mercury	Analytical Method: EPA 7471 Preparation Method: EPA 7471								
Mercury	ND	mg/kg	0.025	0.012	1	09/28/06 00:00	09/29/06 09:28	7439-97-6	
Dry Weight	Analytical Method: % Moisture								
Percent Moisture	**18.5**	%	0.10	0.10	1		09/28/06 00:00		

Sample: SB-644-S-4 **Lab ID: 876361006** Collected: 09/13/06 00:00 Received: 09/27/06 08:55 Matrix: Solid

Solid results reported on dry weight basis

Parameters	Results	Units	Report Limit	MDL	DF	Prepared	Analyzed	CAS No.	Qual
6010 MET ICP	Analytical Method: EPA 6010 Preparation Method: EPA 3050								
Aluminum	**2850**	mg/kg	11.5	5.7	1	09/28/06 00:00	09/29/06 20:52	7429-90-5	
Antimony	**25.4**	mg/kg	0.57	0.29	1	09/28/06 00:00	09/29/06 20:52	7440-36-0	
Arsenic	ND	mg/kg	0.57	0.32	1	09/28/06 00:00	09/29/06 20:52	7440-38-2	
Barium	**1.5**	mg/kg	0.57	0.29	1	09/28/06 00:00	09/29/06 20:52	7440-39-3	
Beryllium	**0.54**	mg/kg	0.29	0.14	1	09/28/06 00:00	09/29/06 20:52	7440-41-7	
Boron	ND	mg/kg	8.6	4.3	1	09/28/06 00:00	09/29/06 20:52	7440-42-8	
Cadmium	**0.048J**	mg/kg	0.057	0.029	1	09/28/06 00:00	09/29/06 20:52	7440-43-9	
Chromium	**7.0**	mg/kg	0.57	0.29	1	09/28/06 00:00	09/29/06 20:52	7440-47-3	
Cobalt	**3.7**	mg/kg	0.57	0.29	1	09/28/06 00:00	09/29/06 20:52	7440-48-4	
Copper	**7.1**	mg/kg	0.57	0.29	1	09/28/06 00:00	09/29/06 20:52	7440-50-8	
Iron	**29100**	mg/kg	287	143	100	09/28/06 00:00	10/03/06 16:10	7439-89-6	
Lead	**3.4**	mg/kg	0.34	0.17	1	09/28/06 00:00	09/29/06 20:52	7439-92-1	
Magnesium	**1360**	mg/kg	28.7	14.3	1	09/28/06 00:00	09/29/06 20:52	7439-95-4	
Manganese	**174**	mg/kg	0.29	0.14	1	09/28/06 00:00	09/29/06 20:52	7439-96-5	
Molybdenum	ND	mg/kg	0.86	0.43	1	09/28/06 00:00	09/29/06 20:52	7439-98-7	
Nickel	**8.6**	mg/kg	1.1	0.57	1	09/28/06 00:00	09/29/06 20:52	7440-02-0	
Selenium	ND	mg/kg	0.86	0.43	1	09/28/06 00:00	09/29/06 20:52	7782-49-2	
Silver	ND	mg/kg	0.57	0.29	1	09/28/06 00:00	09/29/06 20:52	7440-22-4	
Thallium	ND	mg/kg	1.1	0.57	1	09/28/06 00:00	09/29/06 20:52	7440-28-0	
Vanadium	**13.1**	mg/kg	0.86	0.43	1	09/28/06 00:00	09/29/06 20:52	7440-62-2	
Zinc	**8.5**	mg/kg	1.1	0.57	1	09/28/06 00:00	09/29/06 20:52	7440-66-6	
6020 MET ICPMS	Analytical Method: EPA 6020 Preparation Method: EPA 3020								
Lithium	**3.4**	mg/kg	0.55	0.27	100	10/05/06 00:00	10/23/06 19:43	7439-93-2	
7471 Mercury	Analytical Method: EPA 7471 Preparation Method: EPA 7471								
Mercury	ND	mg/kg	0.025	0.012	1	09/28/06 00:00	09/29/06 09:29	7439-97-6	
Dry Weight	Analytical Method: % Moisture								
Percent Moisture	**19.2**	%	0.10	0.10	1		09/28/06 00:00		

This report shall not be reproduced, except in full,
without the written consent of Pace Analytical Services, Inc..

ACCREDITED IN ACCORDANCE WITH nelac

Pace Analytical
www.pacelabs.com

Pace Analytical Services, Inc.
1700 Elm Street, Suite 200
Minneapolis, MN 55414
Phone: (612)607-1700
Fax: (612)607-6444

ANALYTICAL RESULTS

Project: 876361 FOTH & VAN DYKE
Pace Project No.: 1039019

Sample: SB-612-S-3 Lab ID: 876361007 Collected: 09/14/06 00:00 Received: 09/27/06 08:55 Matrix: Solid

Solid results reported on dry weight basis

Parameters	Results	Units	Report Limit	MDL	DF	Prepared	Analyzed	CAS No.	Qual
6010 MET ICP	Analytical Method: EPA 6010 Preparation Method: EPA 3050								
Aluminum	**3190**	mg/kg	9.1	4.5	1	09/28/06 00:00	09/29/06 20:58	7429-90-5	
Antimony	**20.8**	mg/kg	0.45	0.23	1	09/28/06 00:00	09/29/06 20:58	7440-36-0	
Arsenic	ND	mg/kg	0.45	0.25	1	09/28/06 00:00	09/29/06 20:58	7440-38-2	
Barium	**4.9**	mg/kg	0.45	0.23	1	09/28/06 00:00	09/29/06 20:58	7440-39-3	
Beryllium	**0.59**	mg/kg	0.23	0.11	1	09/28/06 00:00	09/29/06 20:58	7440-41-7	
Boron	ND	mg/kg	6.8	3.4	1	09/28/06 00:00	09/29/06 20:58	7440-42-8	
Cadmium	**0.18**	mg/kg	0.045	0.023	1	09/28/06 00:00	09/29/06 20:58	7440-43-9	
Chromium	**10.4**	mg/kg	0.45	0.23	1	09/28/06 00:00	09/29/06 20:58	7440-47-3	
Cobalt	**3.8**	mg/kg	0.45	0.23	1	09/28/06 00:00	09/29/06 20:58	7440-48-4	
Copper	**6.2**	mg/kg	0.45	0.23	1	09/28/06 00:00	09/29/06 20:58	7440-50-8	
Iron	**25000**	mg/kg	227	113	100	09/28/06 00:00	10/03/06 16:14	7439-89-6	
Lead	**5.1**	mg/kg	0.27	0.14	1	09/28/06 00:00	09/29/06 20:58	7439-92-1	
Magnesium	**1400**	mg/kg	22.7	11.3	1	09/28/06 00:00	09/29/06 20:58	7439-95-4	
Manganese	**122**	mg/kg	0.23	0.11	1	09/28/06 00:00	09/29/06 20:58	7439-96-5	
Molybdenum	ND	mg/kg	0.68	0.34	1	09/28/06 00:00	09/29/06 20:58	7439-98-7	
Nickel	**8.3**	mg/kg	0.91	0.45	1	09/28/06 00:00	09/29/06 20:58	7440-02-0	
Selenium	ND	mg/kg	0.68	0.34	1	09/28/06 00:00	09/29/06 20:58	7782-49-2	
Silver	ND	mg/kg	0.45	0.23	1	09/28/06 00:00	09/29/06 20:58	7440-22-4	
Thallium	ND	mg/kg	0.91	0.45	1	09/28/06 00:00	09/29/06 20:58	7440-28-0	
Vanadium	**14.4**	mg/kg	0.68	0.34	1	09/28/06 00:00	09/29/06 20:58	7440-62-2	
Zinc	**18.8**	mg/kg	0.91	0.45	1	09/28/06 00:00	09/29/06 20:58	7440-66-6	
6020 MET ICPMS	Analytical Method: EPA 6020 Preparation Method: EPA 3020								
Lithium	**0.81**	mg/kg	0.23	0.12	50	10/05/06 00:00	10/23/06 19:47	7439-93-2	
7471 Mercury	Analytical Method: EPA 7471 Preparation Method: EPA 7471								
Mercury	ND	mg/kg	0.020	0.010	1	09/28/06 00:00	09/29/06 09:30	7439-97-6	
Dry Weight	Analytical Method: % Moisture								
Percent Moisture	**2.4**	%	0.10	0.10	1		09/28/06 00:00		

Sample: SB-613-S-4 Lab ID: 876361008 Collected: 09/14/06 00:00 Received: 09/27/06 08:55 Matrix: Solid

Solid results reported on dry weight basis

Parameters	Results	Units	Report Limit	MDL	DF	Prepared	Analyzed	CAS No.	Qual
6010 MET ICP	Analytical Method: EPA 6010 Preparation Method: EPA 3050								
Aluminum	**9700**	mg/kg	10	5.0	1	09/28/06 00:00	09/29/06 21:04	7429-90-5	
Antimony	**18.7**	mg/kg	0.50	0.25	1	09/28/06 00:00	09/29/06 21:04	7440-36-0	
Arsenic	**4.2**	mg/kg	0.50	0.28	1	09/28/06 00:00	09/29/06 21:04	7440-38-2	
Barium	**35.8**	mg/kg	0.50	0.25	1	09/28/06 00:00	09/29/06 21:04	7440-39-3	
Beryllium	**0.46**	mg/kg	0.25	0.12	1	09/28/06 00:00	09/29/06 21:04	7440-41-7	
Boron	ND	mg/kg	7.5	3.7	1	09/28/06 00:00	09/29/06 21:04	7440-42-8	

This report shall not be reproduced, except in full,
without the written consent of Pace Analytical Services, Inc..

ACCREDITED IN ACCORDANCE WITH nelac

Pace Analytical
www.pacelabs.com

Pace Analytical Services, Inc.
1700 Elm Street, Suite 200
Minneapolis, MN 55414
Phone: (612)607-1700
Fax: (612)607-6444

ANALYTICAL RESULTS

Project: 876361 FOTH & VAN DYKE
Pace Project No.: 1039019

Sample: SB-613-S-4 **Lab ID: 876361008** Collected: 09/14/06 00:00 Received: 09/27/06 08:55 Matrix: Solid

Solid results reported on dry weight basis

Parameters	Results	Units	Report Limit	MDL	DF	Prepared	Analyzed	CAS No.	Qual
6010 MET ICP	Analytical Method: EPA 6010 Preparation Method: EPA 3050								
Cadmium	**0.55**	mg/kg	0.050	0.025	1	09/28/06 00:00	09/29/06 21:04	7440-43-9	
Chromium	**17.4**	mg/kg	0.50	0.25	1	09/28/06 00:00	09/29/06 21:04	7440-47-3	
Cobalt	**6.4**	mg/kg	0.50	0.25	1	09/28/06 00:00	09/29/06 21:04	7440-48-4	
Copper	**17.1**	mg/kg	0.50	0.25	1	09/28/06 00:00	09/29/06 21:04	7440-50-8	
Iron	**20400**	mg/kg	250	125	100	09/28/06 00:00	10/03/06 16:18	7439-89-6	
Lead	**6.1**	mg/kg	0.30	0.15	1	09/28/06 00:00	09/29/06 21:04	7439-92-1	
Magnesium	**3330**	mg/kg	25.0	12.5	1	09/28/06 00:00	09/29/06 21:04	7439-95-4	
Manganese	**216**	mg/kg	0.25	0.12	1	09/28/06 00:00	09/29/06 21:04	7439-96-5	
Molybdenum	ND	mg/kg	0.75	0.37	1	09/28/06 00:00	09/29/06 21:04	7439-98-7	
Nickel	**18.4**	mg/kg	1.0	0.50	1	09/28/06 00:00	09/29/06 21:04	7440-02-0	
Selenium	ND	mg/kg	0.75	0.37	1	09/28/06 00:00	09/29/06 21:04	7782-49-2	
Silver	ND	mg/kg	0.50	0.25	1	09/28/06 00:00	09/29/06 21:04	7440-22-4	
Thallium	ND	mg/kg	1.0	0.50	1	09/28/06 00:00	09/29/06 21:04	7440-28-0	
Vanadium	**30.5**	mg/kg	0.75	0.37	1	09/28/06 00:00	09/29/06 21:04	7440-62-2	
Zinc	**17.5**	mg/kg	1.0	0.50	1	09/28/06 00:00	09/29/06 21:04	7440-66-6	
6020 MET ICPMS	Analytical Method: EPA 6020 Preparation Method: EPA 3020								
Lithium	**5.5**	mg/kg	1.1	0.56	250	10/05/06 00:00	10/23/06 19:51	7439-93-2	
7471 Mercury	Analytical Method: EPA 7471 Preparation Method: EPA 7471								
Mercury	**0.027**	mg/kg	0.024	0.012	1	09/28/06 00:00	09/29/06 09:32	7439-97-6	
Dry Weight	Analytical Method: % Moisture								
Percent Moisture	**16.6**	%	0.10	0.10	1		09/28/06 00:00		

Sample: SB-614-S-4 **Lab ID: 876361009** Collected: 09/14/06 00:00 Received: 09/27/06 08:55 Matrix: Solid

Solid results reported on dry weight basis

Parameters	Results	Units	Report Limit	MDL	DF	Prepared	Analyzed	CAS No.	Qual
6010 MET ICP	Analytical Method: EPA 6010 Preparation Method: EPA 3050								
Aluminum	**6070**	mg/kg	10.6	5.3	1	09/28/06 00:00	09/29/06 21:17	7429-90-5	
Antimony	**9.9**	mg/kg	0.53	0.26	1	09/28/06 00:00	09/29/06 21:17	7440-36-0	
Arsenic	ND	mg/kg	0.53	0.30	1	09/28/06 00:00	09/29/06 21:17	7440-38-2	
Barium	**17.2**	mg/kg	0.53	0.26	1	09/28/06 00:00	09/29/06 21:17	7440-39-3	
Beryllium	**0.36**	mg/kg	0.26	0.13	1	09/28/06 00:00	09/29/06 21:17	7440-41-7	
Boron	ND	mg/kg	7.9	4.0	1	09/28/06 00:00	09/29/06 21:17	7440-42-8	
Cadmium	**0.22**	mg/kg	0.053	0.026	1	09/28/06 00:00	09/29/06 21:17	7440-43-9	
Chromium	**12.3**	mg/kg	0.53	0.26	1	09/28/06 00:00	09/29/06 21:17	7440-47-3	
Cobalt	**5.1**	mg/kg	0.53	0.26	1	09/28/06 00:00	09/29/06 21:17	7440-48-4	
Copper	**5.0**	mg/kg	0.53	0.26	1	09/28/06 00:00	09/29/06 21:17	7440-50-8	
Iron	**10700**	mg/kg	264	132	100	09/28/06 00:00	10/03/06 16:22	7439-89-6	
Lead	**4.2**	mg/kg	0.32	0.16	1	09/28/06 00:00	09/29/06 21:17	7439-92-1	

This report shall not be reproduced, except in full,
without the written consent of Pace Analytical Services, Inc..

ACCREDITED IN ACCORDANCE WITH nelac

Pace Analytical®
www.pacelabs.com

Pace Analytical Services, Inc.
1700 Elm Street, Suite 200
Minneapolis, MN 55414
Phone: (612)607-1700
Fax: (612)607-6444

ANALYTICAL RESULTS

Project: 876361 FOTH & VAN DYKE
Pace Project No.: 1039019

Sample: SB-614-S-4 **Lab ID: 876361009** Collected: 09/14/06 00:00 Received: 09/27/06 08:55 Matrix: Solid

Solid results reported on dry weight basis

Parameters	Results	Units	Report Limit	MDL	DF	Prepared	Analyzed	CAS No.	Qual
6010 MET ICP	Analytical Method: EPA 6010 Preparation Method: EPA 3050								
Magnesium	**1830**	mg/kg	26.4	13.2	1	09/28/06 00:00	09/29/06 21:17	7439-95-4	
Manganese	**125**	mg/kg	0.26	0.13	1	09/28/06 00:00	09/29/06 21:17	7439-96-5	
Molybdenum	ND	mg/kg	0.79	0.40	1	09/28/06 00:00	09/29/06 21:17	7439-98-7	
Nickel	**10.4**	mg/kg	1.1	0.53	1	09/28/06 00:00	09/29/06 21:17	7440-02-0	
Selenium	ND	mg/kg	0.79	0.40	1	09/28/06 00:00	09/29/06 21:17	7782-49-2	
Silver	ND	mg/kg	0.53	0.26	1	09/28/06 00:00	09/29/06 21:17	7440-22-4	
Thallium	ND	mg/kg	1.1	0.53	1	09/28/06 00:00	09/29/06 21:17	7440-28-0	
Vanadium	**25.4**	mg/kg	0.79	0.40	1	09/28/06 00:00	09/29/06 21:17	7440-62-2	
Zinc	**14.3**	mg/kg	1.1	0.53	1	09/28/06 00:00	09/29/06 21:17	7440-66-6	
6020 MET ICPMS	Analytical Method: EPA 6020 Preparation Method: EPA 3020								
Lithium	**3.3**	mg/kg	0.51	0.26	100	10/05/06 00:00	10/23/06 19:55	7439-93-2	
7471 Mercury	Analytical Method: EPA 7471 Preparation Method: EPA 7471								
Mercury	**0.014J**	mg/kg	0.025	0.012	1	09/28/06 00:00	09/29/06 09:33	7439-97-6	
Dry Weight	Analytical Method: % Moisture								
Percent Moisture	**19.8**	%	0.10	0.10	1		09/28/06 00:00		

Sample: SB-615-S-6 **Lab ID: 876361010** Collected: 09/15/06 00:00 Received: 09/27/06 08:55 Matrix: Solid

Solid results reported on dry weight basis

Parameters	Results	Units	Report Limit	MDL	DF	Prepared	Analyzed	CAS No.	Qual
6010 MET ICP	Analytical Method: EPA 6010 Preparation Method: EPA 3050								
Aluminum	**2620**	mg/kg	10.6	5.3	1	09/28/06 00:00	09/29/06 21:23	7429-90-5	
Antimony	**50.6**	mg/kg	0.53	0.27	1	09/28/06 00:00	09/29/06 21:23	7440-36-0	
Arsenic	ND	mg/kg	0.53	0.30	1	09/28/06 00:00	09/29/06 21:23	7440-38-2	
Barium	ND	mg/kg	0.53	0.27	1	09/28/06 00:00	09/29/06 21:23	7440-39-3	
Beryllium	**0.54**	mg/kg	0.27	0.13	1	09/28/06 00:00	09/29/06 21:23	7440-41-7	
Boron	ND	mg/kg	8.0	4.0	1	09/28/06 00:00	09/29/06 21:23	7440-42-8	
Cadmium	**0.086**	mg/kg	0.053	0.027	1	09/28/06 00:00	09/29/06 21:23	7440-43-9	
Chromium	**47.2**	mg/kg	0.53	0.27	1	09/28/06 00:00	09/29/06 21:23	7440-47-3	
Cobalt	**8.3**	mg/kg	0.53	0.27	1	09/28/06 00:00	09/29/06 21:23	7440-48-4	
Copper	**21.3**	mg/kg	0.53	0.27	1	09/28/06 00:00	09/29/06 21:23	7440-50-8	
Iron	**64300**	mg/kg	266	133	100	09/28/06 00:00	10/03/06 16:25	7439-89-6	
Lead	**11.4**	mg/kg	0.32	0.16	1	09/28/06 00:00	09/29/06 21:23	7439-92-1	
Magnesium	**1680**	mg/kg	26.6	13.3	1	09/28/06 00:00	09/29/06 21:23	7439-95-4	
Manganese	**360**	mg/kg	0.27	0.13	1	09/28/06 00:00	09/29/06 21:23	7439-96-5	
Molybdenum	ND	mg/kg	0.80	0.40	1	09/28/06 00:00	09/29/06 21:23	7439-98-7	
Nickel	**16.3**	mg/kg	1.1	0.53	1	09/28/06 00:00	09/29/06 21:23	7440-02-0	
Selenium	ND	mg/kg	0.80	0.40	1	09/28/06 00:00	09/29/06 21:23	7782-49-2	
Silver	ND	mg/kg	0.53	0.27	1	09/28/06 00:00	09/29/06 21:23	7440-22-4	

This report shall not be reproduced, except in full,
without the written consent of Pace Analytical Services, Inc..

nelac

Pace Analytical
www.pacelabs.com

Pace Analytical Services, Inc.
1700 Elm Street, Suite 200
Minneapolis, MN 55414
Phone: (612)607-1700
Fax: (612)607-6444

ANALYTICAL RESULTS

Project: 876361 FOTH & VAN DYKE
Pace Project No.: 1039019

Sample: SB-615-S-6 **Lab ID: 876361010** Collected: 09/15/06 00:00 Received: 09/27/06 08:55 Matrix: Solid

Solid results reported on dry weight basis

Parameters	Results	Units	Report Limit	MDL	DF	Prepared	Analyzed	CAS No.	Qual
6010 MET ICP	Analytical Method: EPA 6010 Preparation Method: EPA 3050								
Thallium	ND	mg/kg	1.1	0.53	1	09/28/06 00:00	09/29/06 21:23	7440-28-0	
Vanadium	**15.7**	mg/kg	0.80	0.40	1	09/28/06 00:00	09/29/06 21:23	7440-62-2	
Zinc	**10.6**	mg/kg	1.1	0.53	1	09/28/06 00:00	09/29/06 21:23	7440-66-6	
6020 MET ICPMS	Analytical Method: EPA 6020 Preparation Method: EPA 3020								
Lithium	**3.2**	mg/kg	1.2	0.60	250	10/05/06 00:00	10/23/06 19:59	7439-93-2	
7471 Mercury	Analytical Method: EPA 7471 Preparation Method: EPA 7471								
Mercury	ND	mg/kg	0.022	0.011	1	09/28/06 00:00	09/29/06 09:34	7439-97-6	
Dry Weight	Analytical Method: % Moisture								
Percent Moisture	**9.6**	%	0.10	0.10	1		09/28/06 00:00		

Sample: KSB-9-3 **Lab ID: 876361011** Collected: 09/14/06 00:00 Received: 09/27/06 08:55 Matrix: Solid

Solid results reported on dry weight basis

Parameters	Results	Units	Report Limit	MDL	DF	Prepared	Analyzed	CAS No.	Qual
6010 MET ICP	Analytical Method: EPA 6010 Preparation Method: EPA 3050								
Aluminum	**1910**	mg/kg	10	5.0	1	09/28/06 00:00	09/29/06 21:29	7429-90-5	
Antimony	**54.7**	mg/kg	0.50	0.25	1	09/28/06 00:00	09/29/06 21:29	7440-36-0	
Arsenic	ND	mg/kg	0.50	0.28	1	09/28/06 00:00	09/29/06 21:29	7440-38-2	
Barium	ND	mg/kg	0.50	0.25	1	09/28/06 00:00	09/29/06 21:29	7440-39-3	
Beryllium	**0.55**	mg/kg	0.25	0.12	1	09/28/06 00:00	09/29/06 21:29	7440-41-7	
Boron	ND	mg/kg	7.5	3.7	1	09/28/06 00:00	09/29/06 21:29	7440-42-8	
Cadmium	**0.39**	mg/kg	0.050	0.025	1	09/28/06 00:00	09/29/06 21:29	7440-43-9	
Chromium	**42.9**	mg/kg	0.50	0.25	1	09/28/06 00:00	09/29/06 21:29	7440-47-3	
Cobalt	**8.7**	mg/kg	0.50	0.25	1	09/28/06 00:00	09/29/06 21:29	7440-48-4	
Copper	**35.9**	mg/kg	0.50	0.25	1	09/28/06 00:00	09/29/06 21:29	7440-50-8	
Iron	**77600**	mg/kg	249	124	100	09/28/06 00:00	10/03/06 16:36	7439-89-6	
Lead	**12.2**	mg/kg	0.30	0.15	1	09/28/06 00:00	09/29/06 21:29	7439-92-1	
Magnesium	**632**	mg/kg	24.9	12.4	1	09/28/06 00:00	09/29/06 21:29	7439-95-4	
Manganese	**331**	mg/kg	0.25	0.12	1	09/28/06 00:00	09/29/06 21:29	7439-96-5	
Molybdenum	ND	mg/kg	0.75	0.37	1	09/28/06 00:00	09/29/06 21:29	7439-98-7	
Nickel	**31.4**	mg/kg	1.0	0.50	1	09/28/06 00:00	09/29/06 21:29	7440-02-0	
Selenium	ND	mg/kg	0.75	0.37	1	09/28/06 00:00	09/29/06 21:29	7782-49-2	
Silver	**0.50**	mg/kg	0.50	0.25	1	09/28/06 00:00	09/29/06 21:29	7440-22-4	
Thallium	ND	mg/kg	1.0	0.50	1	09/28/06 00:00	09/29/06 21:29	7440-28-0	
Vanadium	**13.9**	mg/kg	0.75	0.37	1	09/28/06 00:00	09/29/06 21:29	7440-62-2	
Zinc	**52.3**	mg/kg	1.0	0.50	1	09/28/06 00:00	09/29/06 21:29	7440-66-6	
6020 MET ICPMS	Analytical Method: EPA 6020 Preparation Method: EPA 3020								
Lithium	**0.97**	mg/kg	0.41	0.20	100	10/05/06 00:00	10/23/06 20:03	7439-93-2	

This report shall not be reproduced, except in full,
without the written consent of Pace Analytical Services, Inc..

ACCREDITED IN ACCORDANCE WITH nelac

Pace Analytical®
www.pacelabs.com

Pace Analytical Services, Inc.
1700 Elm Street, Suite 200
Minneapolis, MN 55414
Phone: (612)607-1700
Fax: (612)607-6444

ANALYTICAL RESULTS

Project: 876361 FOTH & VAN DYKE
Pace Project No.: 1039019

Sample: KSB-9-3 **Lab ID: 876361011** Collected: 09/14/06 00:00 Received: 09/27/06 08:55 Matrix: Solid

Solid results reported on dry weight basis

Parameters	Results	Units	Report Limit	MDL	DF	Prepared	Analyzed	CAS No.	Qual
7471 Mercury	Analytical Method: EPA 7471 Preparation Method: EPA 7471								
Mercury	ND	mg/kg	0.021	0.011	1	09/28/06 00:00	09/29/06 09:39	7439-97-6	
Dry Weight	Analytical Method: % Moisture								
Percent Moisture	**6.1**	%	0.10	0.10	1		09/28/06 00:00		

Sample: KSB-10-3 **Lab ID: 876361012** Collected: 09/14/06 00:00 Received: 09/27/06 08:55 Matrix: Solid

Solid results reported on dry weight basis

Parameters	Results	Units	Report Limit	MDL	DF	Prepared	Analyzed	CAS No.	Qual
6010 MET ICP	Analytical Method: EPA 6010 Preparation Method: EPA 3050								
Aluminum	**2250**	mg/kg	9.6	4.8	1	09/28/06 00:00	09/29/06 21:35	7429-90-5	
Antimony	**65.3**	mg/kg	0.48	0.24	1	09/28/06 00:00	09/29/06 21:35	7440-36-0	
Arsenic	**13.3**	mg/kg	0.48	0.27	1	09/28/06 00:00	09/29/06 21:35	7440-38-2	
Barium	ND	mg/kg	0.48	0.24	1	09/28/06 00:00	09/29/06 21:35	7440-39-3	
Beryllium	**0.22J**	mg/kg	0.24	0.12	1	09/28/06 00:00	09/29/06 21:35	7440-41-7	
Boron	ND	mg/kg	7.2	3.6	1	09/28/06 00:00	09/29/06 21:35	7440-42-8	
Cadmium	**1.4**	mg/kg	0.048	0.024	1	09/28/06 00:00	09/29/06 21:35	7440-43-9	
Chromium	**15.1**	mg/kg	0.48	0.24	1	09/28/06 00:00	09/29/06 21:35	7440-47-3	
Cobalt	**4.5**	mg/kg	0.48	0.24	1	09/28/06 00:00	09/29/06 21:35	7440-48-4	
Copper	**7.6**	mg/kg	0.48	0.24	1	09/28/06 00:00	09/29/06 21:35	7440-50-8	
Iron	**104000**	mg/kg	240	120	100	09/28/06 00:00	10/03/06 16:40	7439-89-6	
Lead	**10.7**	mg/kg	0.29	0.14	1	09/28/06 00:00	09/29/06 21:35	7439-92-1	
Magnesium	**1060**	mg/kg	24.0	12.0	1	09/28/06 00:00	09/29/06 21:35	7439-95-4	
Manganese	**204**	mg/kg	0.24	0.12	1	09/28/06 00:00	09/29/06 21:35	7439-96-5	
Molybdenum	ND	mg/kg	0.72	0.36	1	09/28/06 00:00	09/29/06 21:35	7439-98-7	
Nickel	**11.8**	mg/kg	0.96	0.48	1	09/28/06 00:00	09/29/06 21:35	7440-02-0	
Selenium	ND	mg/kg	0.72	0.36	1	09/28/06 00:00	09/29/06 21:35	7782-49-2	
Silver	**0.30J**	mg/kg	0.48	0.24	1	09/28/06 00:00	09/29/06 21:35	7440-22-4	
Thallium	ND	mg/kg	0.96	0.48	1	09/28/06 00:00	09/29/06 21:35	7440-28-0	
Vanadium	**29.8**	mg/kg	0.72	0.36	1	09/28/06 00:00	09/29/06 21:35	7440-62-2	
Zinc	**12.2**	mg/kg	0.96	0.48	1	09/28/06 00:00	09/29/06 21:35	7440-66-6	
6020 MET ICPMS	Analytical Method: EPA 6020 Preparation Method: EPA 3020								
Lithium	**1.4**	mg/kg	0.42	0.21	100	10/05/06 00:00	10/23/06 20:08	7439-93-2	
7471 Mercury	Analytical Method: EPA 7471 Preparation Method: EPA 7471								
Mercury	ND	mg/kg	0.022	0.011	1	09/28/06 00:00	09/29/06 09:40	7439-97-6	
Dry Weight	Analytical Method: % Moisture								
Percent Moisture	**7.8**	%	0.10	0.10	1		09/28/06 00:00		

This report shall not be reproduced, except in full,
without the written consent of Pace Analytical Services, Inc..

nelac

Pace Analytical
www.pacelabs.com

Pace Analytical Services, Inc.
1700 Elm Street, Suite 200
Minneapolis, MN 55414
Phone: (612)607-1700
Fax: (612)607-6444

ANALYTICAL RESULTS

Project: 876361 FOTH & VAN DYKE
Pace Project No.: 1039019

Sample: SB-622-S-2 **Lab ID: 876361013** Collected: 09/15/06 00:00 Received: 09/27/06 08:55 Matrix: Solid

Solid results reported on dry weight basis

Parameters	Results	Units	Report Limit	MDL	DF	Prepared	Analyzed	CAS No.	Qual
6010 MET ICP	Analytical Method: EPA 6010 Preparation Method: EPA 3050								
Aluminum	**4500**	mg/kg	9.9	4.9	1	09/28/06 00:00	09/29/06 21:41	7429-90-5	
Antimony	**18.8**	mg/kg	0.49	0.25	1	09/28/06 00:00	09/29/06 21:41	7440-36-0	
Arsenic	ND	mg/kg	0.49	0.28	1	09/28/06 00:00	09/29/06 21:41	7440-38-2	
Barium	**4.9**	mg/kg	0.49	0.25	1	09/28/06 00:00	09/29/06 21:41	7440-39-3	
Beryllium	**0.49**	mg/kg	0.25	0.12	1	09/28/06 00:00	09/29/06 21:41	7440-41-7	
Boron	ND	mg/kg	7.4	3.7	1	09/28/06 00:00	09/29/06 21:41	7440-42-8	
Cadmium	**0.11**	mg/kg	0.049	0.025	1	09/28/06 00:00	09/29/06 21:41	7440-43-9	
Chromium	**6.0**	mg/kg	0.49	0.25	1	09/28/06 00:00	09/29/06 21:41	7440-47-3	
Cobalt	**4.8**	mg/kg	0.49	0.25	1	09/28/06 00:00	09/29/06 21:41	7440-48-4	
Copper	**18.8**	mg/kg	0.49	0.25	1	09/28/06 00:00	09/29/06 21:41	7440-50-8	
Iron	**21500**	mg/kg	247	123	100	09/28/06 00:00	10/03/06 16:44	7439-89-6	
Lead	**4.6**	mg/kg	0.30	0.15	1	09/28/06 00:00	09/29/06 21:41	7439-92-1	
Magnesium	**2010**	mg/kg	24.7	12.3	1	09/28/06 00:00	09/29/06 21:41	7439-95-4	
Manganese	**120**	mg/kg	0.25	0.12	1	09/28/06 00:00	09/29/06 21:41	7439-96-5	
Molybdenum	ND	mg/kg	0.74	0.37	1	09/28/06 00:00	09/29/06 21:41	7439-98-7	
Nickel	**11.2**	mg/kg	0.99	0.49	1	09/28/06 00:00	09/29/06 21:41	7440-02-0	
Selenium	ND	mg/kg	0.74	0.37	1	09/28/06 00:00	09/29/06 21:41	7782-49-2	
Silver	ND	mg/kg	0.49	0.25	1	09/28/06 00:00	09/29/06 21:41	7440-22-4	
Thallium	ND	mg/kg	0.99	0.49	1	09/28/06 00:00	09/29/06 21:41	7440-28-0	
Vanadium	**13.1**	mg/kg	0.74	0.37	1	09/28/06 00:00	09/29/06 21:41	7440-62-2	
Zinc	**12.8**	mg/kg	0.99	0.49	1	09/28/06 00:00	09/29/06 21:41	7440-66-6	
6020 MET ICPMS	Analytical Method: EPA 6020 Preparation Method: EPA 3020								
Lithium	**16.9**	mg/kg	1.0	0.51	250	10/05/06 00:00	10/23/06 20:12	7439-93-2	
7471 Mercury	Analytical Method: EPA 7471 Preparation Method: EPA 7471								
Mercury	ND	mg/kg	0.021	0.010	1	09/28/06 00:00	09/29/06 09:41	7439-97-6	
Dry Weight	Analytical Method: % Moisture								
Percent Moisture	**3.6**	%	0.10	0.10	1		09/28/06 00:00		

Sample: SB-623-S-3 **Lab ID: 876361014** Collected: 09/14/06 00:00 Received: 09/27/06 08:55 Matrix: Solid

Solid results reported on dry weight basis

Parameters	Results	Units	Report Limit	MDL	DF	Prepared	Analyzed	CAS No.	Qual
6010 MET ICP	Analytical Method: EPA 6010 Preparation Method: EPA 3050								
Aluminum	**3000**	mg/kg	10.2	5.1	1	09/28/06 00:00	09/29/06 21:47	7429-90-5	
Antimony	**17.1**	mg/kg	0.51	0.26	1	09/28/06 00:00	09/29/06 21:47	7440-36-0	
Arsenic	ND	mg/kg	0.51	0.29	1	09/28/06 00:00	09/29/06 21:47	7440-38-2	
Barium	**2.3**	mg/kg	0.51	0.26	1	09/28/06 00:00	09/29/06 21:47	7440-39-3	
Beryllium	**0.60**	mg/kg	0.26	0.13	1	09/28/06 00:00	09/29/06 21:47	7440-41-7	
Boron	ND	mg/kg	7.7	3.8	1	09/28/06 00:00	09/29/06 21:47	7440-42-8	

This report shall not be reproduced, except in full,
without the written consent of Pace Analytical Services, Inc..

ACCREDITED IN ACCORDANCE WITH nelac

Pace Analytical Services, Inc.
1700 Elm Street, Suite 200
Minneapolis, MN 55414
Phone: (612)607-1700
Fax: (612)607-6444

ANALYTICAL RESULTS

Project: 876361 FOTH & VAN DYKE
Pace Project No.: 1039019

Sample: SB-623-S-3 **Lab ID: 876361014** Collected: 09/14/06 00:00 Received: 09/27/06 08:55 Matrix: Solid

Solid results reported on dry weight basis

Parameters	Results	Units	Report Limit	MDL	DF	Prepared	Analyzed	CAS No.	Qual
6010 MET ICP	Analytical Method: EPA 6010 Preparation Method: EPA 3050								
Cadmium	ND	mg/kg	0.051	0.026	1	09/28/06 00:00	09/29/06 21:47	7440-43-9	
Chromium	**11.4**	mg/kg	0.51	0.26	1	09/28/06 00:00	09/29/06 21:47	7440-47-3	
Cobalt	**2.4**	mg/kg	0.51	0.26	1	09/28/06 00:00	09/29/06 21:47	7440-48-4	
Copper	**16.0**	mg/kg	0.51	0.26	1	09/28/06 00:00	09/29/06 21:47	7440-50-8	
Iron	**20900**	mg/kg	256	128	100	09/28/06 00:00	10/03/06 16:47	7439-89-6	
Lead	**3.6**	mg/kg	0.31	0.15	1	09/28/06 00:00	09/29/06 21:47	7439-92-1	
Magnesium	**1200**	mg/kg	25.6	12.8	1	09/28/06 00:00	09/29/06 21:47	7439-95-4	
Manganese	**110**	mg/kg	0.26	0.13	1	09/28/06 00:00	09/29/06 21:47	7439-96-5	
Molybdenum	ND	mg/kg	0.77	0.38	1	09/28/06 00:00	09/29/06 21:47	7439-98-7	
Nickel	**5.8**	mg/kg	1.0	0.51	1	09/28/06 00:00	09/29/06 21:47	7440-02-0	
Selenium	ND	mg/kg	0.77	0.38	1	09/28/06 00:00	09/29/06 21:47	7782-49-2	
Silver	ND	mg/kg	0.51	0.26	1	09/28/06 00:00	09/29/06 21:47	7440-22-4	
Thallium	ND	mg/kg	1.0	0.51	1	09/28/06 00:00	09/29/06 21:47	7440-28-0	
Vanadium	**15.6**	mg/kg	0.77	0.38	1	09/28/06 00:00	09/29/06 21:47	7440-62-2	
Zinc	**10**	mg/kg	1.0	0.51	1	09/28/06 00:00	09/29/06 21:47	7440-66-6	
6020 MET ICPMS	Analytical Method: EPA 6020 Preparation Method: EPA 3020								
Lithium	**1.5**	mg/kg	0.45	0.22	100	10/05/06 00:00	10/23/06 20:16	7439-93-2	
7471 Mercury	Analytical Method: EPA 7471 Preparation Method: EPA 7471								
Mercury	ND	mg/kg	0.021	0.010	1	09/28/06 00:00	09/29/06 09:43	7439-97-6	
Dry Weight	Analytical Method: % Moisture								
Percent Moisture	**4.3**	%	0.10	0.10	1		09/28/06 00:00		

This report shall not be reproduced, except in full,
without the written consent of Pace Analytical Services, Inc..

Pace Analytical Services, Inc.
1700 Elm Street, Suite 200
Minneapolis, MN 55414
Phone: (612)607-1700
Fax: (612)607-6444

QUALITY CONTROL DATA

Project: 876361 FOTH & VAN DYKE
Pace Project No.: 1039019

QC Batch: MPRP/7318 — Analysis Method: EPA 6010
QC Batch Method: EPA 3050 — Analysis Description: 6010 MET
Associated Lab Samples: 876361001, 876361002, 876361003, 876361004, 876361005, 876361006, 876361007, 876361008, 876361009, 876361010, 876361011, 876361012, 876361013, 876361014

METHOD BLANK: 264556
Associated Lab Samples: 876361001, 876361002, 876361003, 876361004, 876361005, 876361006, 876361007, 876361008, 876361009, 876361010, 876361011, 876361012, 876361013, 876361014

Parameter	Units	Blank Result	Reporting Limit	Qualifiers
Aluminum	mg/kg	ND	10.0	
Antimony	mg/kg	ND	0.50	
Arsenic	mg/kg	ND	0.50	
Barium	mg/kg	ND	0.50	
Beryllium	mg/kg	ND	0.25	
Boron	mg/kg	ND	7.5	
Cadmium	mg/kg	ND	0.050	
Chromium	mg/kg	ND	0.50	
Cobalt	mg/kg	ND	0.50	
Copper	mg/kg	ND	0.50	
Iron	mg/kg	ND	2.5	
Lead	mg/kg	ND	0.30	
Magnesium	mg/kg	ND	25.0	
Manganese	mg/kg	0.16J	0.25	
Molybdenum	mg/kg	ND	0.75	
Nickel	mg/kg	ND	1.0	
Selenium	mg/kg	ND	0.75	
Silver	mg/kg	ND	0.50	
Thallium	mg/kg	ND	1.0	
Vanadium	mg/kg	ND	0.75	
Zinc	mg/kg	ND	1.0	

LABORATORY CONTROL SAMPLE: 264557

Parameter	Units	Spike Conc.	LCS Result	LCS % Rec	% Rec Limits	Qualifiers
Aluminum	mg/kg	10	9.6	96	80-120	
Antimony	mg/kg	1	0.94	94	80-120	
Arsenic	mg/kg	1	0.92	92	80-120	
Barium	mg/kg	1	0.98	98	80-120	
Beryllium	mg/kg	1	0.99	99	80-120	
Boron	mg/kg	1	0.99	99	80-120	
Cadmium	mg/kg	1	0.92	92	80-120	
Chromium	mg/kg	1	0.98	98	80-120	
Cobalt	mg/kg	1	0.96	96	80-120	
Copper	mg/kg	1	0.97	97	80-120	
Iron	mg/kg	10	9.9	99	80-120	
Lead	mg/kg	1	0.92	92	80-120	
Magnesium	mg/kg	10	9.9	99	80-120	
Manganese	mg/kg	1	0.98	98	80-120	
Molybdenum	mg/kg	1	0.95	95	80-120	

This report shall not be reproduced, except in full,
without the written consent of Pace Analytical Services, Inc..

Pace Analytical
www.pacelabs.com

Pace Analytical Services, Inc.
1700 Elm Street, Suite 200
Minneapolis, MN 55414
Phone: (612)607-1700
Fax: (612)607-6444

QUALITY CONTROL DATA

Project: 876361 FOTH & VAN DYKE
Pace Project No.: 1039019

LABORATORY CONTROL SAMPLE: 264557

Parameter	Units	Spike Conc.	LCS Result	LCS % Rec	% Rec Limits	Qualifiers
Nickel	mg/kg	1	0.96	96	80-120	
Selenium	mg/kg	1	0.91	91	80-120	
Silver	mg/kg	.5	0.48	97	80-120	
Thallium	mg/kg	1	0.94	94	80-120	
Vanadium	mg/kg	1	0.98	98	80-120	
Zinc	mg/kg	1	0.94	94	80-120	

MATRIX SPIKE & MATRIX SPIKE DUPLICATE: 264558 264559

Parameter	Units	876361001 Result	MS Spike Conc.	MSD Spike Conc.	MS Result	MSD Result	MS % Rec	MSD % Rec	% Rec Limits	RPD	Max RPD	Qual
Aluminum	mg/kg	7890	513	513	8160	9450	53	302	75-125	15	30	P6
Antimony	mg/kg	26.0	51.3	51.3	60.1	61.6	66	69	75-125	3	30	M0
Arsenic	mg/kg	8.2	51.3	51.3	53.9	54.9	89	91	75-125	2	30	
Barium	mg/kg	40.6	51.3	51.3	90.4	85.7	97	88	75-125	5	30	
Beryllium	mg/kg	0.39	51.3	51.3	50.8	51.3	98	99	75-125	1	30	
Boron	mg/kg	ND	51.3	51.3	51.8	52.4	97	98	75-125	1	30	
Cadmium	mg/kg	0.73	51.3	51.3	46.1	45.8	88	88	75-125	.6	30	
Chromium	mg/kg	23.0	51.3	51.3	65.7	71.9	83	95	75-125	9	30	
Cobalt	mg/kg	9.8	51.3	51.3	53.9	52.9	86	84	75-125	2	30	
Copper	mg/kg	65.0	51.3	51.3	113	87.3	93	43	75-125	26	30	M0
Iron	mg/kg	32000	513	513	30800	33700	-234	326	75-125	9	30	P6
Lead	mg/kg	5.3	51.3	51.3	49.7	49.7	86	87	75-125	.1	30	
Magnesium	mg/kg	5010	513	513	5290	6060	55	205	75-125	14	30	P6
Manganese	mg/kg	403	51.3	51.3	344	411	-115	14	75-125	18	30	P6
Molybdenum	mg/kg	ND	51.3	51.3	46.3	45.6	90	89	75-125	1	30	
Nickel	mg/kg	18.0	51.3	51.3	61.6	63.1	85	88	75-125	2	30	
Selenium	mg/kg	ND	51.3	51.3	38.9	38.5	76	75	75-125	1	30	
Silver	mg/kg	ND	25.7	25.7	24.6	24.7	95	96	75-125	.6	30	
Thallium	mg/kg	ND	51.3	51.3	40.8	41.6	80	81	75-125	2	30	
Vanadium	mg/kg	39.5	51.3	51.3	96.0	92.9	110	104	75-125	3	30	
Zinc	mg/kg	28.9	51.3	51.3	65.2	68.8	71	78	75-125	5	30	M0

SAMPLE DUPLICATE: 264560

Parameter	Units	876361002 Result	Dup Result	RPD	Max RPD	Qualifiers
Aluminum	mg/kg	4530	4460	2	30	
Antimony	mg/kg	7.7	7.9	3	30	
Arsenic	mg/kg	ND	ND	0	30	
Barium	mg/kg	13.3	13.0	2	30	
Beryllium	mg/kg	0.37	0.37	1	30	
Boron	mg/kg	ND	ND	3	30	
Cadmium	mg/kg	0.11	0.10	2	30	
Chromium	mg/kg	12.2	12.3	.6	30	
Cobalt	mg/kg	3.6	3.6	.5	30	

This report shall not be reproduced, except in full,
without the written consent of Pace Analytical Services, Inc..

accredited in accordance with the nelac

Pace Analytical Services, Inc.
1700 Elm Street, Suite 200
Minneapolis, MN 55414
Phone: (612)607-1700
Fax: (612)607-6444

QUALITY CONTROL DATA

Project: 876361 FOTH & VAN DYKE
Pace Project No.: 1039019

SAMPLE DUPLICATE: 264560

Parameter	Units	876361002 Result	Dup Result	RPD	Max RPD	Qualifiers
Copper	mg/kg	5.5	5.3	3	30	
Iron	mg/kg	9280	9310	.3	30	
Lead	mg/kg	3.2	3.3	2	30	
Magnesium	mg/kg	1530	1530	.4	30	
Manganese	mg/kg	79.5	78.2	2	30	
Molybdenum	mg/kg	ND	ND	0	30	
Nickel	mg/kg	11.6	11.5	1	30	
Selenium	mg/kg	ND	ND	0	30	
Silver	mg/kg	ND	ND	0	30	
Thallium	mg/kg	ND	ND	0	30	
Vanadium	mg/kg	19.8	20.5	4	30	
Zinc	mg/kg	11.9	11.7	1	30	

This report shall not be reproduced, except in full,
without the written consent of Pace Analytical Services, Inc..

Pace Analytical Services, Inc.
1700 Elm Street, Suite 200
Minneapolis, MN 55414
Phone: (612)607-1700
Fax: (612)607-6444

QUALITY CONTROL DATA

Project: 876361 FOTH & VAN DYKE
Pace Project No.: 1039019

QC Batch: MERP/1296 Analysis Method: EPA 7471
QC Batch Method: EPA 7471 Analysis Description: 7471 Mercury
Associated Lab Samples: 876361001, 876361002, 876361003, 876361004, 876361005, 876361006, 876361007, 876361008, 876361009, 876361010, 876361011, 876361012, 876361013, 876361014

METHOD BLANK: 264752
Associated Lab Samples: 876361001, 876361002, 876361003, 876361004, 876361005, 876361006, 876361007, 876361008, 876361009, 876361010, 876361011, 876361012, 876361013, 876361014

Parameter	Units	Blank Result	Reporting Limit	Qualifiers
Mercury	mg/kg	ND	0.020	

LABORATORY CONTROL SAMPLE: 264753

Parameter	Units	Spike Conc.	LCS Result	LCS % Rec	% Rec Limits	Qualifiers
Mercury	mg/kg	.5	0.49	98	80-120	

MATRIX SPIKE & MATRIX SPIKE DUPLICATE: 264754 264755

Parameter	Units	876363001 Result	MS Spike Conc.	MSD Spike Conc.	MS Result	MSD Result	MS % Rec	MSD % Rec	% Rec Limits	RPD	Max RPD	Qual
Mercury	mg/kg	0.014J	.52	.52	0.51	0.53	97	99	80-120	3	20	

SAMPLE DUPLICATE: 264756

Parameter	Units	876363001 Result	Dup Result	RPD	Max RPD	Qualifiers
Mercury	mg/kg	0.014J	0.057	121	30	R1

This report shall not be reproduced, except in full,
without the written consent of Pace Analytical Services, Inc..

Pace Analytical Services, Inc.
1700 Elm Street, Suite 200
Minneapolis, MN 55414
Phone: (612)607-1700
Fax: (612)607-6444

QUALITY CONTROL DATA

Project: 876361 FOTH & VAN DYKE
Pace Project No.: 1039019

QC Batch: MPRP/7329
Analysis Method: % Moisture
QC Batch Method: % Moisture
Analysis Description: Dry Weight/Percent Moisture
Associated Lab Samples: 876361001, 876361002, 876361003, 876361004, 876361005, 876361006, 876361007, 876361008, 876361009, 876361010, 876361011, 876361012, 876361013, 876361014

METHOD BLANK: 265014
Associated Lab Samples: 876361001, 876361002, 876361003, 876361004, 876361005, 876361006, 876361007, 876361008, 876361009, 876361010, 876361011, 876361012, 876361013, 876361014

Parameter	Units	Blank Result	Reporting Limit	Qualifiers
Percent Moisture	%	ND	0.10	

SAMPLE DUPLICATE: 265016

Parameter	Units	876361007 Result	Dup Result	RPD	Max RPD	Qualifiers
Percent Moisture	%	2.4	2.3	5	30	

SAMPLE DUPLICATE: 265350

Parameter	Units	1039151001 Result	Dup Result	RPD	Max RPD	Qualifiers
Percent Moisture	%	15.8	15.1	5	30	

This report shall not be reproduced, except in full,
without the written consent of Pace Analytical Services, Inc..

Pace Analytical Services, Inc.
1700 Elm Street, Suite 200
Minneapolis, MN 55414
Phone: (612)607-1700
Fax: (612)607-6444

QUALITY CONTROL DATA

Project: 876361 FOTH & VAN DYKE
Pace Project No.: 1039019

QC Batch: MPRP/7400 — Analysis Method: EPA 6020
QC Batch Method: EPA 3020 — Analysis Description: 6020 MET
Associated Lab Samples: 876361001, 876361002, 876361003, 876361004, 876361005, 876361006, 876361007, 876361008, 876361009, 876361010, 876361011, 876361012, 876361013, 876361014

METHOD BLANK: 267853
Associated Lab Samples: 876361001, 876361002, 876361003, 876361004, 876361005, 876361006, 876361007, 876361008, 876361009, 876361010, 876361011, 876361012, 876361013, 876361014

Parameter	Units	Blank Result	Reporting Limit	Qualifiers
Lithium	mg/kg	ND	0.10	

LABORATORY CONTROL SAMPLE: 267854

Parameter	Units	Spike Conc.	LCS Result	LCS % Rec	% Rec Limits	Qualifiers
Lithium	mg/kg	20	20.4	102	75-125	

MATRIX SPIKE & MATRIX SPIKE DUPLICATE: 267855 267856

Parameter	Units	876361001 Result	MS Spike Conc.	MSD Spike Conc.	MS Result	MSD Result	MS % Rec	MSD % Rec	% Rec Limits	RPD	Max RPD	Qual
Lithium	mg/kg	4.4	20.9	21.3	28.2	36.7	114	151	75-125	26	20	M0,R1

SAMPLE DUPLICATE: 267857

Parameter	Units	876361014 Result	Dup Result	RPD	Max RPD	Qualifiers
Lithium	mg/kg	1.5	5.3	111	20	R1

This report shall not be reproduced, except in full,
without the written consent of Pace Analytical Services, Inc..

Pace Analytical Services, Inc.
1700 Elm Street, Suite 200
Minneapolis, MN 55414
Phone: (612)607-1700
Fax: (612)607-6444

QUALIFIERS

Project: 876361 FOTH & VAN DYKE
Pace Project No.: 1039019

DEFINITIONS

DF - Dilution Factor, if reported, represents the factor applied to the reported data due to changes in sample preparation, dilution of the sample aliquot, or moisture content.

ND - Not Detected at or above adjusted reporting limit.

J - Estimated concentration above the adjusted method detection limit and below the adjusted reporting limit.

MDL - Adjusted Method Detection Limit.

S - Surrogate

1,2-Diphenylhydrazine (8270 listed analyte) decomposes to Azobenzene.

Consistent with EPA guidelines, unrounded data are displayed and have been used to calculate % recovery and RPD values.

LCS(D) - Laboratory Control Sample (Duplicate)

MS(D) - Matrix Spike (Duplicate)

DUP - Sample Duplicate

RPD - Relative Percent Difference

NC - Not Calculable.

ANALYTE QUALIFIERS

M0	Matrix spike recovery was outside laboratory control limits.
P6	Matrix spike recovery was outside laboratory control limits due to a parent sample concentration notably higher than the spike level.
R1	RPD value was outside control limits.

This report shall not be reproduced, except in full,
without the written consent of Pace Analytical Services, Inc..

Sample Condition Upon Receipt

Pace Analytical

Client Name: Foth & Van Dyke Project # 876361

Courier: ☐ Fed Ex ☐ UPS ☐ USPS ☑ Client ☐ Commercial ☐ Pace Other _____

Tracking #: _____

Custody Seal on Cooler/Box Present: ☐ yes ☑ no Seals intact: ☐ yes ☐ no

Optional
Proj. Due Date:
Proj. Name:

Packing Material: ☐ Bubble Wrap ☑ Bubble Bags ☐ None ☐ Other _____

Thermometer Used: JB Type of Ice: (Wet) Blue None ☑ Samples on ice, cooling process has begun

Cooler Temperature: 4.0°C Biological Tissue is Frozen: Yes No

Date and Initials of person examining contents: 9-21-06 GD

Temp should be above freezing to 6°C Comments: LD 9/21/06

Chain of Custody Present:	☑Yes	☐No	☐N/A	1.
Chain of Custody Filled Out:	☑Yes	☐No	☐N/A	2.
Chain of Custody Relinquished:	☑Yes	☐No	☐N/A	3.
Sampler Name & Signature on COC:	☑Yes	☐No	☐N/A	4.
Samples Arrived within Hold Time:	☑Yes	☐No	☐N/A	5.
Short Hold Time Analysis (<72hr):	☐Yes	☐No	☑N/A	6.
Rush Turn Around Time Requested:	☐Yes	☐No	☑N/A	7.
Sufficient Volume:	☑Yes	☐No	☐N/A	8.
Correct Containers Used:	☑Yes	☐No	☐N/A	9.
-Pace Containers Used:	☑Yes	☐No	☐N/A	
Containers Intact:	☑Yes	☐No	☐N/A	10.
Filtered volume received for Dissolved tests	☐Yes	☐No	☑N/A	11.
Sample Labels match COC:	☑Yes	☐No	☐N/A	12.
-Includes date/time/ID/Analysis Matrix: S				
All containers needing preservation have been checked.	☐Yes	☐No	☑N/A	13.
All containers needing preservation are found to be in compliance with EPA recommendation.	☐Yes	☐No	☑N/A	
exceptions: VOA, coliform, TOC, O&G, WI-DRO (water)	☐Yes	☐No		Initial when completed / Lot # of added preservative
Samples checked for dechlorination:	☐Yes	☐No	☑N/A	14.
Headspace in VOA Vials (>6mm):	☐Yes	☐No	☑N/A	15.
Trip Blank Present:	☐Yes	☐No	☑N/A	16.
Trip Blank Custody Seals Present	☐Yes	☐No	☑N/A	
Pace Trip Blank Lot # (if purchased): _____				

Client Notification/ Resolution: Field Data Required? Y / N

Person Contacted: _____ Date/Time: _____

Comments/ Resolution: _____

Project Manager Review: AH for TN **Date:** 11/6/06

Note: Whenever there is a discrepancy affecting North Carolina compliance samples, a copy of this form will be sent to the North Carolina DEHNR Certification Office (i.e out of hold, incorrect preservative, out of temp, incorrect containers)

CHAIN-OF-CUSTODY / Analytical Request Document

The Chain-of-Custody is a LEGAL DOCUMENT. All relevant fields must be completed accurately.

Pace Analytical®

Page: of 0974678

Section A Required Client Information:

Company: Foth & Van Dyke
Address: 2739 S. Ridge Rd, Green Bay, WI 54307
Email To: JKesy@foth.com
Phone: 920/494-2500 Fax: 920/494-8516
Requested Due Date/TAT:

Section B Required Project Information:

Report To: James Kesy
Copy To:
Purchase Order No.:
Project Name: KSMC - EAGLE South
Project Number: D6W003

Section C Invoice Information:

Attention: James Kesy
Company Name: Foth & Van Dyke
Address: Same
Pace Quote Reference:
Pace Project Manager:
Pace Profile #:

REGULATORY AGENCY: ☐ NPDES ☐ GROUND WATER ☐ DRINKING WATER ☐ UST ☐ RCRA ☒ Other

SITE LOCATION: ☐GA ☐IL ☐IN ☒MI ☐MN ☐NC ☐OH ☐SC ☐WI ☐OTHER

Section D Required Client Information

SAMPLE ID — One Character per box. (A-Z, 0-9 / -) Samples IDs MUST BE UNIQUE

Valid Matrix Codes: DRINKING WATER DW; WATER WT; WASTE WATER WW; PRODUCT P; SOIL/SOLID SL; OIL OL; WIPE WP; AIR AR; OTHER OT; TISSUE TS

ITEM #	SAMPLE ID	MATRIX CODE	SAMPLE TYPE G=GRAB C=COMP	COMPOSITE START DATE	COMPOSITE START TIME	COMPOSITE END/GRAB DATE	COMPOSITE END/GRAB TIME	SAMPLE TEMP AT COLLECTION	# OF CONTAINERS	Unpreserved	H_2SO_4	HNO_3	HCl	NaOH	$Na_2S_2O_3$	Methanol	Other	Analysis: RCRA Metals	Total Metals	Cyanide	pH	Residual Chlorine (Y/N)	Pace Project Number Lab I.D
1	SB-609-S-8	SL	C	9/13/06	10:40				2	2								X	X	X	X		001
2	SB-611 OA-S-5A				13:50				2	2								X	X	X	X		002
3	SB-611-S-3				16:45				2	2								X	X	X	X		003
4	KSB-11-1				10:00				2	2								X	X	X	X		004
5	SB-637-S-7				14:15				2	2								X	X	X	X		005
6	SB-644-S-4				17:45				2	2								X	X	X	X		006
7	SB-612-S-3			9/14/06	9:30				2	2								X	X	X	X		007
8	SB-613-S-4			9/14/06	12:15				2	2								X	X	X	X		008
9	SB-614-S-4			9/14/06	16:30				2	2								X	X	X	X		009
10	SB-615-S-6			9/15/06	10:15				2	2								X	X	X	X		010
11	KSB-9-3			9/14/06	13:15				2	2								X	X	X	X	X	011
12	KSB-10-3			9/14/06	9:50				2	2								X	X	X	X	X	012

Filtered (Y/N)

Pace Project Number / Lab I.D: 876361

RELINQUISHED BY / AFFILIATION	DATE	TIME	ACCEPTED BY / AFFILIATION	DATE	TIME
KEM / F+VD	9/20/06	730	[illegible]	9-20-06	0730
[illegible]	9-20	0900	[illegible]	9/20/06	0900

SAMPLE CONDITION

Temp in °C	Received on Ice	Custody Sealed Cooler	Samples Intact
	Y/N	Y/N	Y/N
4.0°C	Y/N	Y/N	Y/N
	Y/N	Y/N	Y/N
	Y/N	Y/N	Y/N

Additional Comments:

SAMPLER NAME AND SIGNATURE

PRINT Name of SAMPLER: Jeffrey S. Lynch CARLTON SCHROEDER

SIGNATURE of SAMPLER: Jeffrey S. Lynch Carlton Schroeder

DATE Signed (MM / DD / YY): 09/15/06

SEE REVERSE SIDE FOR INSTRUCTIONS

ALLQ020rev.3,31Mar05

Pace Analytical®

CHAIN-OF-CUSTODY / Analytical Request Document

The Chain-of-Custody is a LEGAL DOCUMENT. All relevant fields must be completed accurately.

Page: of 0974677

Section A Required Client Information:

Company: Foth + Van Dyke
Address: 2737 S. Ridge Rd, Green Bay WI 54307
Email To: JKesy@foth.com
Phone: 920 494-2500 Fax: 920 494-8516
Requested Due Date/TAT:

Section B Required Project Information:

Report To: Janis Kesy
Copy To:
Purchase Order No.:
Project Name: WEMC - EAGLE South
Project Number: 06W003

Section C Invoice Information:

Attention: Janis Kesy
Company Name: FVD
Address: Same
Pace Quote Reference:
Pace Project Manager:
Pace Profile #:

REGULATORY AGENCY: ☐ NPDES ☐ GROUND WATER ☐ DRINKING WATER ☐ UST ☐ RCRA ☐ Other_____

SITE LOCATION: ☐GA ☐IL ☐IN ☒MI ☐MN ☐NC ☐OH ☐SC ☐WI ☐OTHER _____

Section D Required Client Information

Valid Matrix Codes: DRINKING WATER DW; WATER WT; WASTE WATER WW; PRODUCT P; SOIL/SOLID SL; OIL OL; WIPE WP; AIR AR; OTHER OT; TISSUE TS

ITEM #	SAMPLE ID (One Character per box. (A-Z, 0-9 / .-) Samples IDs MUST BE UNIQUE)	MATRIX CODE	SAMPLE TYPE G=GRAB C=COMP	COLLECTED COMPOSITE START DATE	COMPOSITE START TIME	COMPOSITE END/GRAB DATE	COMPOSITE END/GRAB TIME	SAMPLE TEMP AT COLLECTION	# OF CONTAINERS	Unpreserved	H_2SO_4	HNO_3	HCl	NaOH	$Na_2S_2O_3$	Methanol	Other	Filtered (Y/N)	RCRA Metals	Total Metals	Cyanide	pH	Residual Chlorine (Y/N)	Pace Project Number / Lab I.D
1	SB-622-5-2	SL	C	9/15/06	12:05				2	2									X	X	X	X		613
2	SB-623-5-3	SL	C	9/19/06	14:45				2	2									X	X	X	X		614
3																								
4																								
5																								
6																								
7																								
8																								
9																								
10																								
11																								
12																								

Pace Project Number: 876361

Additional Comments:

RELINQUISHED BY / AFFILIATION	DATE	TIME	ACCEPTED BY / AFFILIATION	DATE	TIME
REM / FVD	9/20/06	730	[illegible]	9-20-06	0730
[illegible]	9/20	0900	[illegible]	9/20/06	0900

SAMPLE CONDITION

Temp in °C	Received on Ice	Custody Sealed Cooler	Samples Intact
	Y/N	Y/N	Y/N
RAL 4.0	Y/N	Y/N	Y/N
	Y/N	Y/N	Y/N

SAMPLER NAME AND SIGNATURE

PRINT Name of SAMPLER: Jeffrey S. Lynott

SIGNATURE of SAMPLER: [signature] DATE Signed (MM / DD / YY)

SEE REVERSE SIDE FOR INSTRUCTIONS

ALLQ020rev.3,31Mar05

Pace Analytical®

CHAIN-OF-CUSTODY / Analytical Request Document

The Chain-of-Custody is a LEGAL DOCUMENT. All relevant fields must be completed accurately.

Page: of

0974678

Section A Required Client Information:

Company: Fish & Wm Duke
Address: 139 S. Rice Rd
Green Bay, WI 54307
Email To: Jkasy@fishwm
Phone: 1920-468 Fax: 1920-465-16
Requested Due Date/TAT:

Section B Required Project Information:

Report To: Jamie Kasy
Copy To:
Purchase Order No.:
Project Name: Kline - EAGLE South
Project Number: 06W003

Section C Invoice Information:

Attention: Jamie Kasy
Company Name: Fish & Wm Duke
Address: Same
Pace Quote Reference:
Pace Project Manager:
Pace Profile #:

REGULATORY AGENCY

☐ NPDES ☐ GROUND WATER ☐ DRINKING WATER
☐ UST ☐ RCRA ☒ Other

SITE LOCATION ☐GA ☐IL ☐IN ☒MI ☐MN ☐NC ☐OH ☐SC ☐WI ☐OTHER

Section D Required Client Information

Valid Matrix Codes

MATRIX	CODE
DRINKING WATER	DW
WATER	WT
WASTE WATER	WW
PRODUCT	P
SOIL/SOLID	SL
OIL	OL
WIPE	WP
AIR	AR
OTHER	OT
TISSUE	TS

ITEM #	SAMPLE ID (One Character per box. (A-Z, 0-9 / .-) Samples IDs MUST BE UNIQUE)	MATRIX CODE	SAMPLE TYPE G=GRAB C=COMP	COMPOSITE START DATE	COMPOSITE START TIME	COMPOSITE END/GRAB DATE	COMPOSITE END/GRAB TIME	SAMPLE TEMP AT COLLECTION	# OF CONTAINERS	Unpreserved	H_2SO_4	HNO_3	HCl	NaOH	$Na_2S_2O_3$	Methanol	Other	Analysis 1	Analysis 2	Analysis 3	Analysis 4	Residual Chlorine (Y/N)	Pace Project Number / Lab I.D
1	SB-609-S-8	SL	C	9/14/06	10:40				2	2								X	X	X	X		
2	SB-611OA-S-5A				13:50				2	2								X	X	X	X		
3	SB-611-S-3				14:45				2	2								X	X	X	X		
4	KSB-11-1				10:00				2	2								X	X	X	X		
5	SB-637-S-7				14:15				2	2								X	X	X	X		
6	SB-644-S-4				17:45				2	2								X	X	X	X		
7	SB-612-S-3			9/14/06	9:30				2	2								X	X	X	X		
8	SB-613-S-4			9/14/06	12:15				2	2								X	X	X	X		
9	SB-614-S-4			9/14/06	15:30				2	2								X	X	X	X		
10	SB-615-S-6			9/14/06	10:15				2	2								X	X	X	X		
11	KSB-9-3			9/14/06	13:15				2	2								X	X	X	X		
12	KSB-10-3			9/14/06	9:50				2	2								X	X	X	X		

Additional Comments:

RELINQUISHED BY / AFFILIATION	DATE	TIME	ACCEPTED BY / AFFILIATION	DATE	TIME
KLW / F+D	9/14/06	1930	[illegible]	9-14-06	0710
[illegible]	9-16	0900	[illegible]	9/16/06	0900

SAMPLE CONDITION

Temp in °C	Received on Ice	Custody Sealed Cooler	Samples Intact
	Y/N	Y/N	Y/N
	Y/N	Y/N	Y/N
	Y/N	Y/N	Y/N
	Y/N	Y/N	Y/N

SAMPLER NAME AND SIGNATURE

PRINT Name of SAMPLER: Jeffrey S. Zimmt CARLTON SCHROEDER
SIGNATURE of SAMPLER: [signature] DATE Signed (MM / DD / YY)

Pace Analytical®

CHAIN-OF-CUSTODY / Analytical Request Document

The Chain-of-Custody is a LEGAL DOCUMENT. All relevant fields must be completed accurately.

Page: of 0974677

Section A Required Client Information:

Company	[illegible]
Address	[illegible]
	[illegible]
Email To:	[illegible]
Phone	Fax
Requested Due Date/TAT:	

Section B Required Project Information:

Report To:	[illegible]
Copy To:	
Purchase Order No.:	
Project Name:	[illegible] - EAGLE [illegible]
Project Number:	[illegible] 003

Section C Invoice Information:

Attention:	[illegible]
Company Name:	[illegible]
Address:	[illegible]
Pace Quote Reference:	
Pace Project Manager:	
Pace Profile #:	

REGULATORY AGENCY

☐ NPDES ☐ GROUND WATER ☐ DRINKING WATER
☐ UST ☐ RCRA ☐ Other_____

SITE LOCATION ☐GA ☐IL ☐IN ☐MI ☐MN ☐NC ☐OH ☐SC ☐WI ☐OTHER _____

Section D Required Client Information

SAMPLE ID

One Character per box. (A-Z, 0-9 / .-) Samples IDs MUST BE UNIQUE

Valid Matrix Codes

MATRIX	CODE
DRINKING WATER	DW
WATER	WT
WASTE WATER	WW
PRODUCT	P
SOIL/SOLID	SL
OIL	OL
WIPE	WP
AIR	AR
OTHER	OT
TISSUE	TS

ITEM #	SAMPLE ID	MATRIX CODE	SAMPLE TYPE G=GRAB C=COMP	COMPOSITE START DATE	COMPOSITE START TIME	COMPOSITE END/GRAB DATE	COMPOSITE END/GRAB TIME	SAMPLE TEMP AT COLLECTION	# OF CONTAINERS	Unpreserved	H_2SO_4	HNO_3	HCl	NaOH	$Na_2S_2O_3$	Methanol	Other	Analysis 1	Analysis 2	Analysis 3	Analysis 4	Residual Chlorine (Y/N)	Pace Project Number / Lab I.D
X 1	SB-622-S-2	SL	C	9/15/00	12:00				2	2								X	X	X	X		
2	SB-623-S-3	SL	C	9/14/00	11:40				2	2								X	X	X	X		
3																							
4																							
5																							
6																							
7																							
8																							
9																							
10																							
11																							
12																							

Additional Comments:

RELINQUISHED BY / AFFILIATION	DATE	TIME	ACCEPTED BY / AFFILIATION	DATE	TIME
[illegible]	9/14/00	930	[illegible]	9/14/00	1720
[illegible]	9/14/00	0900	[illegible]	9/14/00	0900

SAMPLE CONDITION

Temp in °C	Received on Ice	Custody Sealed Cooler	Samples Intact
	Y/N	Y/N	Y/N
[illegible]	Y/N	Y/N	Y/N
	Y/N	Y/N	Y/N

SAMPLER NAME AND SIGNATURE

PRINT Name of SAMPLER: Jeffrey S. Lynt

SIGNATURE of SAMPLER: [signature]

DATE Signed (MM / DD / YY)

Batch No. 876362

Pace Analytical®
www.pacelabs.com

Pace Analytical Services, Inc.
1241 Bellevue Street, Suite 9
Green Bay, WI 54302
Phone: 920.469.2436
Fax: 920.469.8827

October 18, 2006

Janis Kesy
Foth & Van Dyke
2737 South Ridge Road
Green Bay, WI 54304

Dear Ms. Kesy:

Enclosed is a report for the analysis of environmental samples and associated QC samples for the Eagle South project (06W003). The samples were assigned to batch number 876362 for laboratory tracking purposes.

A table of the results has also been sent to you via e-mail.

If you have any questions regarding this data please call me at (608) 232-3300 ext. 302.

Sincerely,

Tod Noltemeyer

Tod Noltemeyer
Project Manager

Pace Analytical®

1241 Bellevue Street, Suite 9
Green Bay, WI 54302
920-469-2436, Fax: 920-469-8827

Analytical Report Number: 876362

Client: FOTH & VAN DYKE

Lab Contact: Tod Noltemeyer

Project Name: KEMC-EAGLE SOUTH

Project Number: 06W003

Lab Sample Number	Field ID	Matrix	Collection Date
876362-001	MW-603-14-16'	SOIL	09/19/06 12:30
876362-002	SB-639-19-21'	SOIL	09/19/06 09:40
876362-003	KMW-6-4-9'	SOIL	09/19/06 15:00
876362-004	KMW-2-9-9.5'	SOIL	09/19/06 10:15
876362-005	KSB-7-4-5'	SOIL	09/19/06 11:30
876362-006	KSB-12-6-9'	SOIL	09/19/06 12:40
876362-007	SB-632-14-16'	SOIL	09/19/06 15:20
876362-008	SB-636-4'-6'	SOIL	09/19/06 12:30

I certify that the data contained in this Final Report has been generated and reviewed in accordance with approved methods and Laboratory Standard Operating Procedure. Exceptions, if any, are discussed in the accompanying sample comments. Release of this final report is authorized by Laboratory management, as is verified by the following signature. This report shall not be reproduced, except in full, without the written consent of Pace Analytical Services, Inc. The sample results relate only to the analytes of interest tested.

Alec Allen for Tod N. — Approval Signature

10/18/06 — Date

Pace Analytical Services, Inc.

1241 Bellevue Street
Green Bay, WI 54302
920-469-2436

Analytical Report Number: 876362

Client : FOTH & VAN DYKE
Project Name : KEMC-EAGLE SOUTH
Project Number : 06W003
Field ID : MW-603-14-16'

Matrix Type : SOIL
Collection Date : 09/19/06
Report Date : 10/12/06
Lab Sample Number : 876362-001

INORGANICS

Test	Result		MDL	EQL	Dil.	Units	Code	Ani Date	Prep Method	Ani Method
Leach Date - Conventionals	DONE				1			09/26/06	SW846 1311	
Aluminum	INCL.									
Antimony	INCL.									
Arsenic	INCL.									
Arsenic - TCLP	0.038	U	0.038	1.0	1	mg/L		09/29/06	SW846 3010A	SW846 6010B
Barium	INCL.									
Barium - TCLP	0.51	B	0.0050	1.0	1	mg/L		09/29/06	SW846 3010A	SW846 6010B
Beryllium	INCL.									
Boron	INCL.									
Cadmium	INCL.									
Cadmium - TCLP	0.0037	U	0.0037	0.25	1	mg/L		09/29/06	SW846 3010A	SW846 6010B
Chromium	INCL.									
Chromium - TCLP	0.0066	U	0.0066	0.25	1	mg/L		09/29/06	SW846 3010A	SW846 6010B
Cobalt	INCL.									
Copper	INCL.									
Iron	INCL.									
Lead	INCL.									
Lead - TCLP	0.017	U	0.017	1.0	1	mg/L		09/29/06	SW846 3010A	SW846 6010B
Lithium	INCL.									
Magnesium	INCL.									
Manganese	INCL.									
Mercury	INCL.									
Mercury - TCLP	0.029	U	0.029	0.080	1	mg/L		09/28/06	SW846 7470A	SW846 7470A
Molybdenum	INCL.									
Nickel	INCL.									
Selenium	INCL.									
Selenium - TCLP	0.042	U	0.042	1.0	1	mg/L		09/29/06	SW846 3010A	SW846 6010B
Silver	INCL.									
Silver - TCLP	0.013	U	0.013	0.25	1	mg/L		09/29/06	SW846 3010A	SW846 6010B
Thallium	INCL.									
Vanadium	INCL.									
Zinc	INCL.									
Cyanide, Total	0.25	U	0.25	0.48	1	mg/kg		09/27/06	SW846 9012A	SW846 9012A
Percent Solids	76.0		---	---	1	%		09/25/06	SM M2540G	SM M2540G
pH, Laboratory	6.3		0.10	0.10	1	su		09/27/06	SW846 9040B	SW846 9040B

All soil results are reported on a dry weight basis unless otherwise noted.

Pace Analytical Services, Inc.

1241 Bellevue Street
Green Bay, WI 54302
920-469-2436

Analytical Report Number: 876362

Client : FOTH & VAN DYKE
Project Name : KEMC-EAGLE SOUTH
Project Number : 06W003
Field ID : SB-639-19-21'

Matrix Type : SOIL
Collection Date : 09/19/06
Report Date : 10/12/06
Lab Sample Number : 876362-002

INORGANICS

Test	Result		MDL	EQL	Dil.	Units	Code	Anl Date	Prep Method	Anl Method
Leach Date - Conventionals	DONE				1			09/26/06	SW846 1311	
Aluminum	INCL.									
Antimony	INCL.									
Arsenic	INCL.									
Arsenic - TCLP	0.038	U	0.038	1.0	1	mg/L		09/29/06	SW846 3010A	SW846 6010B
Barium	INCL.									
Barium - TCLP	0.62	B	0.0050	1.0	1	mg/L		09/29/06	SW846 3010A	SW846 6010B
Beryllium	INCL.									
Boron	INCL.									
Cadmium	INCL.									
Cadmium - TCLP	0.0037	U	0.0037	0.25	1	mg/L		09/29/06	SW846 3010A	SW846 6010B
Chromium	INCL.									
Chromium - TCLP	0.021	B	0.0066	0.25	1	mg/L		09/29/06	SW846 3010A	SW846 6010B
Cobalt	INCL.									
Copper	INCL.									
Iron	INCL.									
Lead	INCL.									
Lead - TCLP	0.017	U	0.017	1.0	1	mg/L		09/29/06	SW846 3010A	SW846 6010B
Lithium	INCL.									
Magnesium	INCL.									
Manganese	INCL.									
Mercury	INCL.									
Mercury - TCLP	0.029	U	0.029	0.080	1	mg/L		09/28/06	SW846 7470A	SW846 7470A
Molybdenum	INCL.									
Nickel	INCL.									
Selenium	INCL.									
Selenium - TCLP	0.042	U	0.042	1.0	1	mg/L		09/29/06	SW846 3010A	SW846 6010B
Silver	INCL.									
Silver - TCLP	0.013	U	0.013	0.25	1	mg/L		09/29/06	SW846 3010A	SW846 6010B
Thallium	INCL.									
Vanadium	INCL.									
Zinc	INCL.									
Cyanide, Total	0.33	U	0.33	0.65	1	mg/kg		09/27/06	SW846 9012A	SW846 9012A
Percent Solids	71.2		---	---	1	%		09/25/06	SM M2540G	SM M2540G
pH, Laboratory	6.1		0.10	0.10	1	su		09/27/06	SW846 9040B	SW846 9040B

All soil results are reported on a dry weight basis unless otherwise noted.

Pace Analytical Services, Inc.

1241 Bellevue Street
Green Bay, WI 54302
920-469-2436

Analytical Report Number: 876362

Client : FOTH & VAN DYKE
Project Name : KEMC-EAGLE SOUTH
Project Number : 06W003
Field ID : KMW-6-4-9'

Matrix Type : SOIL
Collection Date : 09/19/06
Report Date : 10/12/06
Lab Sample Number : 876362-003

INORGANICS

Test	Result		MDL	EQL	Dil.	Units	Code	Anl Date	Prep Method	Anl Method
Leach Date - Conventionals	DONE				1			09/26/06	SW846 1311	
Aluminum	INCL.									
Antimony	INCL.									
Arsenic	INCL.									
Arsenic - TCLP	0.038	U	0.038	1.0	1	mg/L		09/29/06	SW846 3010A	SW846 6010B
Barium	INCL.									
Barium - TCLP	0.43	B	0.0050	1.0	1	mg/L		09/29/06	SW846 3010A	SW846 6010B
Beryllium	INCL.									
Boron	INCL.									
Cadmium	INCL.									
Cadmium - TCLP	0.0037	U	0.0037	0.25	1	mg/L		09/29/06	SW846 3010A	SW846 6010B
Chromium	INCL.									
Chromium - TCLP	0.016	B	0.0066	0.25	1	mg/L		09/29/06	SW846 3010A	SW846 6010B
Cobalt	INCL.									
Copper	INCL.									
Iron	INCL.									
Lead	INCL.									
Lead - TCLP	7.7		0.017	1.0	1	mg/L		09/29/06	SW846 3010A	SW846 6010B
Lithium	INCL.									
Magnesium	INCL.									
Manganese	INCL.									
Mercury	INCL.									
Mercury - TCLP	0.029	U	0.029	0.080	1	mg/L		09/28/06	SW846 7470A	SW846 7470A
Molybdenum	INCL.									
Nickel	INCL.									
Selenium	INCL.									
Selenium - TCLP	0.042	U	0.042	1.0	1	mg/L		09/29/06	SW846 3010A	SW846 6010B
Silver	INCL.									
Silver - TCLP	0.013	U	0.013	0.25	1	mg/L		09/29/06	SW846 3010A	SW846 6010B
Thallium	INCL.									
Vanadium	INCL.									
Zinc	INCL.									
Cyanide, Total	0.28	U	0.28	0.55	1	mg/kg		09/27/06	SW846 9012A	SW846 9012A
Percent Solids	91.5		---	---	1	%		09/25/06	SM M2540G	SM M2540G
pH, Laboratory	7.9		0.10	0.10	1	su		10/03/06	SW846 9045C	SW846 9045C

All soil results are reported on a dry weight basis unless otherwise noted.

Pace Analytical Services, Inc.

1241 Bellevue Street
Green Bay, WI 54302
920-469-2436

Analytical Report Number: 876362

Client : FOTH & VAN DYKE
Project Name : KEMC-EAGLE SOUTH
Project Number : 06W003
Field ID : KMW-2-9-9.5'

Matrix Type : SOIL
Collection Date : 09/19/06
Report Date : 10/12/06
Lab Sample Number : 876362-004

INORGANICS

Test	Result		MDL	EQL	Dil.	Units	Code	Anl Date	Prep Method	Anl Method
Leach Date	DONE				1			09/27/06	SW846 1312	
Leach Date - Ext. & Conv.	DONE				1			09/26/06	SW846 1311	
Leach Date - Volatiles	DONE				1			09/27/06	SW846 1312	SW846 1312
Aluminum	INCL.									
Antimony	INCL.									
Arsenic	INCL.									
Arsenic - SPLP	13	B	7.6	20	1	ug/L		09/30/06	SW846 3010A	SW846 6010B
Arsenic - TCLP	0.038	U	0.038	1.0	1	mg/L		09/29/06	SW846 3010A	SW846 6010B
Barium	INCL.									
Barium - SPLP	1000		1.0	5.0	1	ug/L	A	09/30/06	SW846 3010A	SW846 6010B
Barium - TCLP	0.96	B	0.0050	1.0	1	mg/L		09/29/06	SW846 3010A	SW846 6010B
Beryllium	INCL.									
Boron	INCL.									
Cadmium	INCL.									
Cadmium - SPLP	11		0.74	5.0	1	ug/L		09/30/06	SW846 3010A	SW846 6010B
Cadmium - TCLP	0.022	B	0.0037	0.25	1	mg/L		09/29/06	SW846 3010A	SW846 6010B
Chromium	INCL.									
Chromium - SPLP	17		1.3	5.0	1	ug/L		09/30/06	SW846 3010A	SW846 6010B
Chromium - TCLP	0.060	B	0.0066	0.25	1	mg/L		09/29/06	SW846 3010A	SW846 6010B
Cobalt	INCL.									
Copper	INCL.									
Iron	INCL.									
Lead	INCL.									
Lead - SPLP	34		3.4	10	1	ug/L		09/30/06	SW846 3010A	SW846 6010B
Lead - TCLP	0.20	B	0.017	1.0	1	mg/L		09/29/06	SW846 3010A	SW846 6010B
Lithium	INCL.									
Magnesium	INCL.									
Manganese	INCL.									
Mercury	INCL.									
Mercury - SPLP	0.072	U	0.072	0.20	1	ug/L	N	10/02/06	SW846 7470A	SW846 7470A
Mercury - TCLP	0.029	U	0.029	0.080	1	mg/L		09/28/06	SW846 7470A	SW846 7470A
Molybdenum	INCL.									
Nickel	INCL.									
Selenium	INCL.									
Selenium - SPLP	8.3	U	8.3	20	1	ug/L		09/30/06	SW846 3010A	SW846 6010B
Selenium - TCLP	0.042	U	0.042	1.0	1	mg/L		09/29/06	SW846 3010A	SW846 6010B
Silver	INCL.									
Silver - SPLP	2.6	U	2.6	10	1	ug/L		09/30/06	SW846 3010A	SW846 6010B
Silver - TCLP	0.013	U	0.013	0.25	1	mg/L		09/29/06	SW846 3010A	SW846 6010B
Thallium	INCL.									
Vanadium	INCL.									
Zinc	INCL.									
Cyanide, Total	0.24	U	0.24	0.46	1	mg/kg		09/27/06	SW846 9012A	SW846 9012A
Percent Solids	89.7		---	---	1	%		09/25/06	SM M2540G	SM M2540G
pH, Laboratory	7.0		0.10	0.10	1	su		09/28/06	SW846 9045C	SW846 9045C

All soil results are reported on a dry weight basis unless otherwise noted.

Pace Analytical Services, Inc.

1241 Bellevue Street
Green Bay, WI 54302
920-469-2436

Analytical Report Number: 876362

Client : FOTH & VAN DYKE
Project Name : KEMC-EAGLE SOUTH
Project Number : 06W003
Field ID : KMW-2-9-9.5'

Matrix Type : SOIL
Collection Date : 09/19/06
Report Date : 10/12/06
Lab Sample Number : 876362-004

VOLATILES

Prep Date: 09/27/06

Analyte	Result		MDL	EQL	Dil.	Units	Code	Anal Date	Prep Method	Anl Method
1,1,1,2-Tetrachloroethane	16	U	16	56	50	ug/Kg		09/27/06	SW846 5030B	SW846 8260B
1,1,1-Trichloroethane	10	U	10	56	50	ug/Kg		09/27/06	SW846 5030B	SW846 8260B
1,1,2,2-Tetrachloroethane	14	U	14	56	50	ug/Kg		09/27/06	SW846 5030B	SW846 8260B
1,1,2-Trichloroethane	22	U	22	56	50	ug/Kg		09/27/06	SW846 5030B	SW846 8260B
1,1-Dichloroethane	7.3	U	7.3	56	50	ug/Kg		09/27/06	SW846 5030B	SW846 8260B
1,1-Dichloroethene	17	U	17	56	50	ug/Kg		09/27/06	SW846 5030B	SW846 8260B
1,1-Dichloropropene	26	U	26	56	50	ug/Kg		09/27/06	SW846 5030B	SW846 8260B
1,2,3-Trichlorobenzene	19	U	19	56	50	ug/Kg		09/27/06	SW846 5030B	SW846 8260B
1,2,3-Trichloropropane	19	U	19	56	50	ug/Kg		09/27/06	SW846 5030B	SW846 8260B
1,2,4-Trichlorobenzene	19	U	19	56	50	ug/Kg		09/27/06	SW846 5030B	SW846 8260B
1,2,4-Trimethylbenzene	21	U	21	56	50	ug/Kg		09/27/06	SW846 5030B	SW846 8260B
1,2-Dibromo-3-chloropropane	92	U	92	110	50	ug/Kg		09/27/06	SW846 5030B	SW846 8260B
1,2-Dibromoethane	16	U	16	56	50	ug/Kg		09/27/06	SW846 5030B	SW846 8260B
1,2-Dichlorobenzene	50	U	50	56	50	ug/Kg		09/27/06	SW846 5030B	SW846 8260B
1,2-Dichloroethane	15	U	15	56	50	ug/Kg		09/27/06	SW846 5030B	SW846 8260B
1,2-Dichloropropane	9.5	U	9.5	56	50	ug/Kg		09/27/06	SW846 5030B	SW846 8260B
1,3,5-Trimethylbenzene	10	U	10	56	50	ug/Kg		09/27/06	SW846 5030B	SW846 8260B
1,3-Dichlorobenzene	14	U	14	56	50	ug/Kg		09/27/06	SW846 5030B	SW846 8260B
1,3-Dichloropropane	18	U	18	56	50	ug/Kg		09/27/06	SW846 5030B	SW846 8260B
1,4-Dichlorobenzene	21	U	21	56	50	ug/Kg		09/27/06	SW846 5030B	SW846 8260B
2,2-Dichloropropane	11	U	11	56	50	ug/Kg		09/27/06	SW846 5030B	SW846 8260B
2-Chlorotoluene	15	U	15	56	50	ug/Kg		09/27/06	SW846 5030B	SW846 8260B
4-Chlorotoluene	19	U	19	56	50	ug/Kg		09/27/06	SW846 5030B	SW846 8260B
Benzene	12	U	12	56	50	ug/Kg		09/27/06	SW846 5030B	SW846 8260B
Bromobenzene	16	U	16	56	50	ug/Kg		09/27/06	SW846 5030B	SW846 8260B
Bromochloromethane	17	U	17	56	50	ug/Kg		09/27/06	SW846 5030B	SW846 8260B
Bromodichloromethane	10	U	10	56	50	ug/Kg		09/27/06	SW846 5030B	SW846 8260B
Bromoform	29	U	29	56	50	ug/Kg		09/27/06	SW846 5030B	SW846 8260B
Bromomethane	25	U	25	56	50	ug/Kg		09/27/06	SW846 5030B	SW846 8260B
Carbon Tetrachloride	11	U	11	56	50	ug/Kg		09/27/06	SW846 5030B	SW846 8260B
Chlorobenzene	9.1	U	9.1	56	50	ug/Kg		09/27/06	SW846 5030B	SW846 8260B
Chlorodibromomethane	12	U	12	56	50	ug/Kg		09/27/06	SW846 5030B	SW846 8260B
Chloroethane	25	U	25	56	50	ug/Kg		09/27/06	SW846 5030B	SW846 8260B
Chloroform	8.1	U	8.1	56	50	ug/Kg		09/27/06	SW846 5030B	SW846 8260B
Chloromethane	11	U	11	56	50	ug/Kg		09/27/06	SW846 5030B	SW846 8260B
cis-1,2-Dichloroethene	9.3	U	9.3	56	50	ug/Kg		09/27/06	SW846 5030B	SW846 8260B
cis-1,3-Dichloropropene	11	U	11	56	50	ug/Kg		09/27/06	SW846 5030B	SW846 8260B
Dibromomethane	11	U	11	56	50	ug/Kg		09/27/06	SW846 5030B	SW846 8260B
Dichlorodifluoromethane	9.3	U	9.3	56	50	ug/Kg		09/27/06	SW846 5030B	SW846 8260B
Diisopropyl Ether	7.7	U	7.7	56	50	ug/Kg		09/27/06	SW846 5030B	SW846 8260B
Ethylbenzene	11	U	11	56	50	ug/Kg		09/27/06	SW846 5030B	SW846 8260B
Fluorotrichloromethane	9.0	U	9.0	56	50	ug/Kg		09/27/06	SW846 5030B	SW846 8260B
Hexachlorobutadiene	29	U	29	56	50	ug/Kg		09/27/06	SW846 5030B	SW846 8260B
Isopropylbenzene	6.1	U	6.1	56	50	ug/Kg		09/27/06	SW846 5030B	SW846 8260B
Methylene Chloride	9.1	U	9.1	56	50	ug/Kg		09/27/06	SW846 5030B	SW846 8260B
Methyl-tert-butyl-ether	10	U	10	56	50	ug/Kg		09/27/06	SW846 5030B	SW846 8260B
Naphthalene	17	U	17	56	50	ug/Kg		09/27/06	SW846 5030B	SW846 8260B
n-Butylbenzene	45	U	45	56	50	ug/Kg		09/27/06	SW846 5030B	SW846 8260B

All soil results are reported on a dry weight basis unless otherwise noted.

Pace Analytical Services, Inc.

1241 Bellevue Street
Green Bay, WI 54302
920-469-2436

Analytical Report Number: 876362

Client : FOTH & VAN DYKE
Project Name : KEMC-EAGLE SOUTH
Project Number : 06W003
Field ID : KMW-2-9-9.5'

Matrix Type : SOIL
Collection Date : 09/19/06
Report Date : 10/12/06
Lab Sample Number : 876362-004

VOLATILES

Prep Date: 09/27/06

Analyte	Result		MDL	EQL	Dil.	Units	Code	Anal Date	Prep Method	Anl Method
n-Propylbenzene	11	U	11	56	50	ug/Kg		09/27/06	SW846 5030B	SW846 8260B
p-Isopropyltoluene	22	U	22	56	50	ug/Kg		09/27/06	SW846 5030B	SW846 8260B
s-Butylbenzene	8.9	U	8.9	56	50	ug/Kg		09/27/06	SW846 5030B	SW846 8260B
Styrene	13	U	13	56	50	ug/Kg		09/27/06	SW846 5030B	SW846 8260B
t-Butylbenzene	14	U	14	56	50	ug/Kg		09/27/06	SW846 5030B	SW846 8260B
Tetrachloroethene	12	U	12	56	50	ug/Kg		09/27/06	SW846 5030B	SW846 8260B
Toluene	8.6	U	8.6	56	50	ug/Kg		09/27/06	SW846 5030B	SW846 8260B
trans-1,2-Dichloroethene	21	U	21	56	50	ug/Kg		09/27/06	SW846 5030B	SW846 8260B
trans-1,3-Dichloropropene	12	U	12	56	50	ug/Kg		09/27/06	SW846 5030B	SW846 8260B
Trichloroethene	11	U	11	56	50	ug/Kg		09/27/06	SW846 5030B	SW846 8260B
Vinyl Chloride	11	U	11	56	50	ug/Kg		09/27/06	SW846 5030B	SW846 8260B
Xylene, m + p	17	U	17	110	50	ug/Kg		09/27/06	SW846 5030B	SW846 8260B
Xylene, o	7.6	U	7.6	56	50	ug/Kg		09/27/06	SW846 5030B	SW846 8260B
Surrogate			**LCL**	**UCL**						
4-Bromofluorobenzene	96		64	133	50	%		09/27/06	SW846 5030B	SW846 8260B
Toluene-d8	102		67	139	50	%		09/27/06	SW846 5030B	SW846 8260B
Dibromofluoromethane	102		64	140	50	%		09/27/06	SW846 5030B	SW846 8260B

VOLATILES - SPLP

Prep Date: 09/29/06

Analyte	Result		MDL	EQL	Dil.	Units	Code	Anal Date	Prep Method	Anl Method
1,1,1,2-Tetrachloroethane	0.92	U	0.92	1.0	5	ug/L		09/29/06	SW846 5030B	SW846 8260B
1,1,1-Trichloroethane	0.90	U	0.90	1.0	5	ug/L		09/29/06	SW846 5030B	SW846 8260B
1,1,2,2-Tetrachloroethane	0.20	U	0.20	1.0	5	ug/L		09/29/06	SW846 5030B	SW846 8260B
1,1,2-Trichloroethane	0.42	U	0.42	1.0	5	ug/L		09/29/06	SW846 5030B	SW846 8260B
1,1-Dichloroethane	0.75	U	0.75	1.0	5	ug/L		09/29/06	SW846 5030B	SW846 8260B
1,1-Dichloroethene	0.57	U	0.57	1.0	5	ug/L		09/29/06	SW846 5030B	SW846 8260B
1,1-Dichloropropene	0.75	U	0.75	1.0	5	ug/L		09/29/06	SW846 5030B	SW846 8260B
1,2,3-Trichlorobenzene	0.74	U	0.74	1.0	5	ug/L		09/29/06	SW846 5030B	SW846 8260B
1,2,3-Trichloropropane	0.99	U	0.99	1.0	5	ug/L		09/29/06	SW846 5030B	SW846 8260B
1,2,4-Trichlorobenzene	0.97	U	0.97	1.0	5	ug/L		09/29/06	SW846 5030B	SW846 8260B
1,2,4-Trimethylbenzene	0.97	U	0.97	1.0	5	ug/L		09/29/06	SW846 5030B	SW846 8260B
1,2-Dibromo-3-chloropropane	0.87	U	0.87	1.0	5	ug/L		09/29/06	SW846 5030B	SW846 8260B
1,2-Dibromoethane	0.56	U	0.56	1.0	5	ug/L		09/29/06	SW846 5030B	SW846 8260B
1,2-Dichlorobenzene	0.83	U	0.83	1.0	5	ug/L		09/29/06	SW846 5030B	SW846 8260B
1,2-Dichloroethane	0.36	U	0.36	1.0	5	ug/L		09/29/06	SW846 5030B	SW846 8260B
1,2-Dichloropropane	0.46	U	0.46	1.0	5	ug/L		09/29/06	SW846 5030B	SW846 8260B
1,3,5-Trimethylbenzene	0.83	U	0.83	1.0	5	ug/L		09/29/06	SW846 5030B	SW846 8260B
1,3-Dichlorobenzene	0.87	U	0.87	1.0	5	ug/L		09/29/06	SW846 5030B	SW846 8260B
1,3-Dichloropropane	0.61	U	0.61	1.0	5	ug/L		09/29/06	SW846 5030B	SW846 8260B
1,4-Dichlorobenzene	0.95	U	0.95	1.0	5	ug/L		09/29/06	SW846 5030B	SW846 8260B
2,2-Dichloropropane	0.62	U	0.62	1.0	5	ug/L		09/29/06	SW846 5030B	SW846 8260B
2-Chlorotoluene	0.85	U	0.85	1.0	5	ug/L		09/29/06	SW846 5030B	SW846 8260B
4-Chlorotoluene	0.74	U	0.74	1.0	5	ug/L		09/29/06	SW846 5030B	SW846 8260B
Benzene	0.41	U	0.41	1.0	5	ug/L		09/29/06	SW846 5030B	SW846 8260B
Bromobenzene	0.82	U	0.82	1.0	5	ug/L		09/29/06	SW846 5030B	SW846 8260B
Bromochloromethane	0.97	U	0.97	1.0	5	ug/L		09/29/06	SW846 5030B	SW846 8260B
Bromodichloromethane	0.56	U	0.56	1.0	5	ug/L		09/29/06	SW846 5030B	SW846 8260B
Bromoform	0.94	U	0.94	1.0	5	ug/L		09/29/06	SW846 5030B	SW846 8260B

All soil results are reported on a dry weight basis unless otherwise noted.

Pace Analytical Services, Inc.

1241 Bellevue Street
Green Bay, WI 54302
920-469-2436

Analytical Report Number: 876362

Client : FOTH & VAN DYKE
Project Name : KEMC-EAGLE SOUTH
Project Number : 06W003
Field ID : KMW-2-9-9.5'

Matrix Type : SOIL
Collection Date : 09/19/06
Report Date : 10/12/06
Lab Sample Number : 876362-004

VOLATILES - SPLP

Prep Date: 09/29/06

Analyte	Result		MDL	EQL	Dil.	Units	Code	Anal Date	Prep Method	Anl Method
Bromomethane	0.91	U	0.91	1.0	5	ug/L		09/29/06	SW846 5030B	SW846 8260B
Carbon Tetrachloride	0.49	U	0.49	1.0	5	ug/L		09/29/06	SW846 5030B	SW846 8260B
Chlorobenzene	0.41	U	0.41	1.0	5	ug/L		09/29/06	SW846 5030B	SW846 8260B
Chlorodibromomethane	0.81	U	0.81	1.0	5	ug/L		09/29/06	SW846 5030B	SW846 8260B
Chloroethane	0.97	U	0.97	1.0	5	ug/L		09/29/06	SW846 5030B	SW846 8260B
Chloroform	0.37	U	0.37	1.0	5	ug/L		09/29/06	SW846 5030B	SW846 8260B
Chloromethane	0.24	U	0.24	1.0	5	ug/L		09/29/06	SW846 5030B	SW846 8260B
cis-1,2-Dichloroethene	0.83	U	0.83	1.0	5	ug/L		09/29/06	SW846 5030B	SW846 8260B
cis-1,3-Dichloropropene	0.19	U	0.19	1.0	5	ug/L		09/29/06	SW846 5030B	SW846 8260B
Dibromomethane	0.60	U	0.60	1.0	5	ug/L		09/29/06	SW846 5030B	SW846 8260B
Dichlorodifluoromethane	0.99	U	0.99	1.0	5	ug/L		09/29/06	SW846 5030B	SW846 8260B
Diisopropyl Ether	0.76	U	0.76	1.0	5	ug/L		09/29/06	SW846 5030B	SW846 8260B
Ethylbenzene	0.54	U	0.54	1.0	5	ug/L		09/29/06	SW846 5030B	SW846 8260B
Fluorotrichloromethane	0.79	U	0.79	1.0	5	ug/L		09/29/06	SW846 5030B	SW846 8260B
Hexachlorobutadiene	0.67	U	0.67	1.0	5	ug/L		09/29/06	SW846 5030B	SW846 8260B
Isopropylbenzene	0.59	U	0.59	1.0	5	ug/L		09/29/06	SW846 5030B	SW846 8260B
Methylene Chloride	0.93	J	0.43	1.0	5	ug/L		09/29/06	SW846 5030B	SW846 8260B
Methyl-tert-butyl-ether	0.61	U	0.61	1.0	5	ug/L		09/29/06	SW846 5030B	SW846 8260B
Naphthalene	0.74	U	0.74	1.0	5	ug/L		09/29/06	SW846 5030B	SW846 8260B
n-Butylbenzene	0.93	U	0.93	1.0	5	ug/L		09/29/06	SW846 5030B	SW846 8260B
n-Propylbenzene	0.81	U	0.81	1.0	5	ug/L		09/29/06	SW846 5030B	SW846 8260B
p-Isopropyltoluene	0.67	U	0.67	1.0	5	ug/L		09/29/06	SW846 5030B	SW846 8260B
s-Butylbenzene	0.89	U	0.89	1.0	5	ug/L		09/29/06	SW846 5030B	SW846 8260B
Styrene	0.86	U	0.86	1.0	5	ug/L		09/29/06	SW846 5030B	SW846 8260B
t-Butylbenzene	0.97	U	0.97	1.0	5	ug/L		09/29/06	SW846 5030B	SW846 8260B
Tetrachloroethene	0.45	U	0.45	1.0	5	ug/L		09/29/06	SW846 5030B	SW846 8260B
Toluene	0.67	U	0.67	1.0	5	ug/L		09/29/06	SW846 5030B	SW846 8260B
trans-1,2-Dichloroethene	0.89	U	0.89	1.0	5	ug/L		09/29/06	SW846 5030B	SW846 8260B
trans-1,3-Dichloropropene	0.19	U	0.19	1.0	5	ug/L		09/29/06	SW846 5030B	SW846 8260B
Trichloroethene	0.48	U	0.48	1.0	5	ug/L		09/29/06	SW846 5030B	SW846 8260B
Vinyl Chloride	0.18	U	0.18	1.0	5	ug/L		09/29/06	SW846 5030B	SW846 8260B
Xylene, m + p	1.8	U	1.8	2.0	5	ug/L		09/29/06	SW846 5030B	SW846 8260B
Xylene, o	0.83	U	0.83	1.0	5	ug/L		09/29/06	SW846 5030B	SW846 8260B
Surrogate			**LCL**	**UCL**						
4-Bromofluorobenzene	92		64	132	5	%		09/29/06	SW846 5030B	SW846 8260B
Toluene-d8	98		73	127	5	%		09/29/06	SW846 5030B	SW846 8260B
Dibromofluoromethane	96		68	122	5	%		09/29/06	SW846 5030B	SW846 8260B

PAH/PNA

Prep Date: 09/28/06

Analyte	Result		MDL	EQL	Dil.	Units	Code	Anal Date	Prep Method	Anl Method
Acenaphthene	3.3	U	3.3	28	1	ug/Kg		09/28/06	SW846 3545	8270C-SIM
Acenaphthylene	3.2	U	3.2	28	1	ug/Kg		09/28/06	SW846 3545	8270C-SIM
Anthracene	4.2	J	4.0	28	1	ug/Kg		09/28/06	SW846 3545	8270C-SIM
Benzo(a)anthracene	5.9	U	5.9	28	1	ug/Kg		09/28/06	SW846 3545	8270C-SIM
Benzo(a)pyrene	3.2	U	3.2	28	1	ug/Kg		09/28/06	SW846 3545	8270C-SIM
Benzo(b)fluoranthene	3.1	U	3.1	28	1	ug/Kg		09/28/06	SW846 3545	8270C-SIM
Benzo(ghi)perylene	4.0	U	4.0	28	1	ug/Kg		09/28/06	SW846 3545	8270C-SIM
Benzo(k)fluoranthene	3.4	U	3.4	28	1	ug/Kg		09/28/06	SW846 3545	8270C-SIM

All soil results are reported on a dry weight basis unless otherwise noted.

Pace Analytical Services, Inc.

1241 Bellevue Street
Green Bay, WI 54302
920-469-2436

Analytical Report Number: 876362

Client : FOTH & VAN DYKE
Project Name : KEMC-EAGLE SOUTH
Project Number : 06W003
Field ID : KMW-2-9-9.5'

Matrix Type : SOIL
Collection Date : 09/19/06
Report Date : 10/12/06
Lab Sample Number : 876362-004

PAH/PNA

Prep Date: 09/28/06

Analyte	Result		MDL	EQL	Dil.	Units	Code	Anal Date	Prep Method	Anl Method
Chrysene	6.3	J	4.9	28	1	ug/Kg		09/28/06	SW846 3545	8270C-SIM
Dibenz(a,h)anthracene	3.1	U	3.1	28	1	ug/Kg		09/28/06	SW846 3545	8270C-SIM
Fluoranthene	13	J	3.2	28	1	ug/Kg		09/28/06	SW846 3545	8270C-SIM
Fluorene	3.8	U	3.8	28	1	ug/Kg		09/28/06	SW846 3545	8270C-SIM
Indeno(1,2,3-cd)pyrene	2.8	U	2.8	28	1	ug/Kg		09/28/06	SW846 3545	8270C-SIM
Naphthalene	4.5	U	4.5	28	1	ug/Kg		09/28/06	SW846 3545	8270C-SIM
Phenanthrene	9.4	J	3.3	28	1	ug/Kg		09/28/06	SW846 3545	8270C-SIM
Pyrene	12	J	2.7	28	1	ug/Kg		09/28/06	SW846 3545	8270C-SIM
Surrogate			**LCL**	**UCL**						
Nitrobenzene-d5	76		10	141	1	%		09/28/06	SW846 3545	8270C-SIM
2-Fluorobiphenyl	73		10	161	1	%		09/28/06	SW846 3545	8270C-SIM
Terphenyl-d14	83		29	150	1	%		09/28/06	SW846 3545	8270C-SIM

SEMIVOLATILES - SPECIAL LIST - SIM

Prep Date: 10/11/06

Analyte	Result		MDL	EQL	Dil.	Units	Code	Anal Date	Prep Method	Anl Method
1-Methylnaphthalene	0.054	U	0.054	0.25	1	ug/L		10/11/06	SW846 3510C	8270C-SIM
2-Methylnaphthalene	0.060	J	0.059	0.25	1	ug/L		10/11/06	SW846 3510C	8270C-SIM
Acenaphthene	0.051	J	0.043	0.25	1	ug/L		10/11/06	SW846 3510C	8270C-SIM
Acenaphthylene	0.043	U	0.043	0.25	1	ug/L		10/11/06	SW846 3510C	8270C-SIM
Anthracene	0.061	U	0.061	0.25	1	ug/L		10/11/06	SW846 3510C	8270C-SIM
Benzo(a)anthracene	0.083	U	0.083	0.25	1	ug/L		10/11/06	SW846 3510C	8270C-SIM
Benzo(a)pyrene	0.097	U	0.097	0.25	1	ug/L	&N	10/11/06	SW846 3510C	8270C-SIM
Benzo(b)fluoranthene	0.083	U	0.083	0.25	1	ug/L	&ZN	10/11/06	SW846 3510C	8270C-SIM
Benzo(ghi)perylene	0.10	U	0.10	0.25	1	ug/L	&N	10/11/06	SW846 3510C	8270C-SIM
Benzo(k)fluoranthene	0.10	U	0.10	0.25	1	ug/L	&ZN	10/11/06	SW846 3510C	8270C-SIM
Chrysene	0.10	U	0.10	0.25	1	ug/L		10/11/06	SW846 3510C	8270C-SIM
Dibenz(a,h)anthracene	0.10	U	0.10	0.25	1	ug/L	&N	10/11/06	SW846 3510C	8270C-SIM
Fluoranthene	0.082	U	0.082	0.25	1	ug/L		10/11/06	SW846 3510C	8270C-SIM
Fluorene	0.048	U	0.048	0.25	1	ug/L		10/11/06	SW846 3510C	8270C-SIM
Indeno(1,2,3-cd)pyrene	0.10	U	0.10	0.25	1	ug/L	&N	10/11/06	SW846 3510C	8270C-SIM
Naphthalene	0.089	J	0.066	0.25	1	ug/L		10/11/06	SW846 3510C	8270C-SIM
Phenanthrene	0.060	U	0.060	0.25	1	ug/L		10/11/06	SW846 3510C	8270C-SIM
Pyrene	0.077	U	0.077	0.25	1	ug/L		10/11/06	SW846 3510C	8270C-SIM
Surrogate			**LCL**	**UCL**						
Nitrobenzene-d5	88		0	0	1	%		10/11/06	SW846 3510C	8270C-SIM
2-Fluorobiphenyl	82		0	0	1	%		10/11/06	SW846 3510C	8270C-SIM
Terphenyl-d14	112		0	0	1	%		10/11/06	SW846 3510C	8270C-SIM

All soil results are reported on a dry weight basis unless otherwise noted.

Pace Analytical Services, Inc.

1241 Bellevue Street
Green Bay, WI 54302
920-469-2436

Analytical Report Number: 876362

Client : FOTH & VAN DYKE
Project Name : KEMC-EAGLE SOUTH
Project Number : 06W003
Field ID : KSB-7-4-5'

Matrix Type : SOIL
Collection Date : 09/19/06
Report Date : 10/12/06
Lab Sample Number : 876362-005

INORGANICS

Test	Result		MDL	EQL	Dil.	Units	Code	Anl Date	Prep Method	Anl Method
Leach Date	DONE				1			09/27/06	SW846 1312	
Leach Date - Ext. & Conv.	DONE				1			09/26/06	SW846 1311	
Leach Date - Volatiles	DONE				1			09/27/06	SW846 1312	SW846 1312
Aluminum	INCL.									
Antimony	INCL.									
Arsenic	INCL.									
Arsenic - SPLP	7.6	U	7.6	20	1	ug/L		09/30/06	SW846 3010A	SW846 6010B
Arsenic - TCLP	0.038	U	0.038	1.0	1	mg/L		09/30/06	SW846 3010A	SW846 6010B
Barium	INCL.									
Barium - SPLP	650		1.0	5.0	1	ug/L	A	09/30/06	SW846 3010A	SW846 6010B
Barium - TCLP	0.92	B	0.0050	1.0	1	mg/L		09/30/06	SW846 3010A	SW846 6010B
Beryllium	INCL.									
Boron	INCL.									
Cadmium	INCL.									
Cadmium - SPLP	1.1	B	0.74	5.0	1	ug/L		09/30/06	SW846 3010A	SW846 6010B
Cadmium - TCLP	0.0037	U	0.0037	0.25	1	mg/L		09/30/06	SW846 3010A	SW846 6010B
Chromium	INCL.									
Chromium - SPLP	13		1.3	5.0	1	ug/L		09/30/06	SW846 3010A	SW846 6010B
Chromium - TCLP	0.033	B	0.0066	0.25	1	mg/L		09/30/06	SW846 3010A	SW846 6010B
Cobalt	INCL.									
Copper	INCL.									
Iron	INCL.									
Lead	INCL.									
Lead - SPLP	3.4	U	3.4	10	1	ug/L		09/30/06	SW846 3010A	SW846 6010B
Lead - TCLP	0.017	U	0.017	1.0	1	mg/L		09/30/06	SW846 3010A	SW846 6010B
Lithium	INCL.									
Magnesium	INCL.									
Manganese	INCL.									
Mercury	INCL.									
Mercury - SPLP	0.072	U	0.072	0.20	1	ug/L		10/02/06	SW846 7470A	SW846 7470A
Mercury - TCLP	0.029	U	0.029	0.080	1	mg/L		09/28/06	SW846 7470A	SW846 7470A
Molybdenum	INCL.									
Nickel	INCL.									
Selenium	INCL.									
Selenium - SPLP	8.3	U	8.3	20	1	ug/L		09/30/06	SW846 3010A	SW846 6010B
Selenium - TCLP	0.042	U	0.042	1.0	1	mg/L		09/30/06	SW846 3010A	SW846 6010B
Silver	INCL.									
Silver - SPLP	2.6	U	2.6	10	1	ug/L		09/30/06	SW846 3010A	SW846 6010B
Silver - TCLP	0.013	U	0.013	0.25	1	mg/L		09/30/06	SW846 3010A	SW846 6010B
Thallium	INCL.									
Vanadium	INCL.									
Zinc	INCL.									
Cyanide, Total	0.20	U	0.20	0.39	1	mg/kg		09/27/06	SW846 9012A	SW846 9012A
Percent Solids	89.5		---	---	1	%		09/25/06	SM M2540G	SM M2540G
pH, Laboratory	6.5		0.10	0.10	1	su		09/28/06	SW846 9045C	SW846 9045C

All soil results are reported on a dry weight basis unless otherwise noted.

Pace Analytical Services, Inc.

1241 Bellevue Street
Green Bay, WI 54302
920-469-2436

Analytical Report Number: 876362

Client : FOTH & VAN DYKE
Project Name : KEMC-EAGLE SOUTH
Project Number : 06W003
Field ID : KSB-7-4-5'

Matrix Type : SOIL
Collection Date : 09/19/06
Report Date : 10/12/06
Lab Sample Number : 876362-005

VOLATILES

Prep Date: 09/27/06

Analyte	Result		MDL	EQL	Dil.	Units	Code	Anal Date	Prep Method	Anl Method
1,1,1,2-Tetrachloroethane	16	U	16	56	50	ug/Kg		09/27/06	SW846 5030B	SW846 8260B
1,1,1-Trichloroethane	10	U	10	56	50	ug/Kg		09/27/06	SW846 5030B	SW846 8260B
1,1,2,2-Tetrachloroethane	14	U	14	56	50	ug/Kg		09/27/06	SW846 5030B	SW846 8260B
1,1,2-Trichloroethane	22	U	22	56	50	ug/Kg		09/27/06	SW846 5030B	SW846 8260B
1,1-Dichloroethane	7.3	U	7.3	56	50	ug/Kg		09/27/06	SW846 5030B	SW846 8260B
1,1-Dichloroethene	17	U	17	56	50	ug/Kg		09/27/06	SW846 5030B	SW846 8260B
1,1-Dichloropropene	26	U	26	56	50	ug/Kg		09/27/06	SW846 5030B	SW846 8260B
1,2,3-Trichlorobenzene	19	U	19	56	50	ug/Kg		09/27/06	SW846 5030B	SW846 8260B
1,2,3-Trichloropropane	19	U	19	56	50	ug/Kg		09/27/06	SW846 5030B	SW846 8260B
1,2,4-Trichlorobenzene	19	U	19	56	50	ug/Kg		09/27/06	SW846 5030B	SW846 8260B
1,2,4-Trimethylbenzene	21	U	21	56	50	ug/Kg		09/27/06	SW846 5030B	SW846 8260B
1,2-Dibromo-3-chloropropane	92	U	92	110	50	ug/Kg		09/27/06	SW846 5030B	SW846 8260B
1,2-Dibromoethane	16	U	16	56	50	ug/Kg		09/27/06	SW846 5030B	SW846 8260B
1,2-Dichlorobenzene	50	U	50	56	50	ug/Kg		09/27/06	SW846 5030B	SW846 8260B
1,2-Dichloroethane	15	U	15	56	50	ug/Kg		09/27/06	SW846 5030B	SW846 8260B
1,2-Dichloropropane	9.5	U	9.5	56	50	ug/Kg		09/27/06	SW846 5030B	SW846 8260B
1,3,5-Trimethylbenzene	10	U	10	56	50	ug/Kg		09/27/06	SW846 5030B	SW846 8260B
1,3-Dichlorobenzene	14	U	14	56	50	ug/Kg		09/27/06	SW846 5030B	SW846 8260B
1,3-Dichloropropane	18	U	18	56	50	ug/Kg		09/27/06	SW846 5030B	SW846 8260B
1,4-Dichlorobenzene	21	U	21	56	50	ug/Kg		09/27/06	SW846 5030B	SW846 8260B
2,2-Dichloropropane	11	U	11	56	50	ug/Kg		09/27/06	SW846 5030B	SW846 8260B
2-Chlorotoluene	15	U	15	56	50	ug/Kg		09/27/06	SW846 5030B	SW846 8260B
4-Chlorotoluene	19	U	19	56	50	ug/Kg		09/27/06	SW846 5030B	SW846 8260B
Benzene	13	U	13	56	50	ug/Kg		09/27/06	SW846 5030B	SW846 8260B
Bromobenzene	16	U	16	56	50	ug/Kg		09/27/06	SW846 5030B	SW846 8260B
Bromochloromethane	17	U	17	56	50	ug/Kg		09/27/06	SW846 5030B	SW846 8260B
Bromodichloromethane	10	U	10	56	50	ug/Kg		09/27/06	SW846 5030B	SW846 8260B
Bromoform	29	U	29	56	50	ug/Kg		09/27/06	SW846 5030B	SW846 8260B
Bromomethane	25	U	25	56	50	ug/Kg		09/27/06	SW846 5030B	SW846 8260B
Carbon Tetrachloride	11	U	11	56	50	ug/Kg		09/27/06	SW846 5030B	SW846 8260B
Chlorobenzene	9.1	U	9.1	56	50	ug/Kg		09/27/06	SW846 5030B	SW846 8260B
Chlorodibromomethane	12	U	12	56	50	ug/Kg		09/27/06	SW846 5030B	SW846 8260B
Chloroethane	25	U	25	56	50	ug/Kg		09/27/06	SW846 5030B	SW846 8260B
Chloroform	8.1	U	8.1	56	50	ug/Kg		09/27/06	SW846 5030B	SW846 8260B
Chloromethane	11	U	11	56	50	ug/Kg		09/27/06	SW846 5030B	SW846 8260B
cis-1,2-Dichloroethene	9.3	U	9.3	56	50	ug/Kg		09/27/06	SW846 5030B	SW846 8260B
cis-1,3-Dichloropropene	11	U	11	56	50	ug/Kg		09/27/06	SW846 5030B	SW846 8260B
Dibromomethane	11	U	11	56	50	ug/Kg		09/27/06	SW846 5030B	SW846 8260B
Dichlorodifluoromethane	9.3	U	9.3	56	50	ug/Kg		09/27/06	SW846 5030B	SW846 8260B
Diisopropyl Ether	7.7	U	7.7	56	50	ug/Kg		09/27/06	SW846 5030B	SW846 8260B
Ethylbenzene	11	U	11	56	50	ug/Kg		09/27/06	SW846 5030B	SW846 8260B
Fluorotrichloromethane	9.0	U	9.0	56	50	ug/Kg		09/27/06	SW846 5030B	SW846 8260B
Hexachlorobutadiene	29	U	29	56	50	ug/Kg		09/27/06	SW846 5030B	SW846 8260B
Isopropylbenzene	6.1	U	6.1	56	50	ug/Kg		09/27/06	SW846 5030B	SW846 8260B
Methylene Chloride	29	J	9.1	56	50	ug/Kg		09/27/06	SW846 5030B	SW846 8260B
Methyl-tert-butyl-ether	10	U	10	56	50	ug/Kg		09/27/06	SW846 5030B	SW846 8260B
Naphthalene	17	U	17	56	50	ug/Kg		09/27/06	SW846 5030B	SW846 8260B
n-Butylbenzene	45	U	45	56	50	ug/Kg		09/27/06	SW846 5030B	SW846 8260B

All soil results are reported on a dry weight basis unless otherwise noted.

Pace Analytical Services, Inc.

1241 Bellevue Street
Green Bay, WI 54302
920-469-2436

Analytical Report Number: 876362

Client : FOTH & VAN DYKE
Project Name : KEMC-EAGLE SOUTH
Project Number : 06W003
Field ID : KSB-7-4-5'

Matrix Type : SOIL
Collection Date : 09/19/06
Report Date : 10/12/06
Lab Sample Number : 876362-005

VOLATILES

Prep Date: 09/27/06

Analyte	Result		MDL	EQL	Dil.	Units	Code	Anal Date	Prep Method	Anl Method
n-Propylbenzene	11	U	11	56	50	ug/Kg		09/27/06	SW846 5030B	SW846 8260B
p-Isopropyltoluene	22	U	22	56	50	ug/Kg		09/27/06	SW846 5030B	SW846 8260B
s-Butylbenzene	8.9	U	8.9	56	50	ug/Kg		09/27/06	SW846 5030B	SW846 8260B
Styrene	13	U	13	56	50	ug/Kg		09/27/06	SW846 5030B	SW846 8260B
t-Butylbenzene	14	U	14	56	50	ug/Kg		09/27/06	SW846 5030B	SW846 8260B
Tetrachloroethene	12	U	12	56	50	ug/Kg		09/27/06	SW846 5030B	SW846 8260B
Toluene	8.6	U	8.6	56	50	ug/Kg		09/27/06	SW846 5030B	SW846 8260B
trans-1,2-Dichloroethene	21	U	21	56	50	ug/Kg		09/27/06	SW846 5030B	SW846 8260B
trans-1,3-Dichloropropene	12	U	12	56	50	ug/Kg		09/27/06	SW846 5030B	SW846 8260B
Trichloroethene	11	U	11	56	50	ug/Kg		09/27/06	SW846 5030B	SW846 8260B
Vinyl Chloride	11	U	11	56	50	ug/Kg		09/27/06	SW846 5030B	SW846 8260B
Xylene, m + p	17	U	17	110	50	ug/Kg		09/27/06	SW846 5030B	SW846 8260B
Xylene, o	7.7	U	7.7	56	50	ug/Kg		09/27/06	SW846 5030B	SW846 8260B
Surrogate			**LCL**	**UCL**						
4-Bromofluorobenzene	126		64	133	50	%		09/27/06	SW846 5030B	SW846 8260B
Toluene-d8	133		67	139	50	%		09/27/06	SW846 5030B	SW846 8260B
Dibromofluoromethane	133		64	140	50	%		09/27/06	SW846 5030B	SW846 8260B

VOLATILES - SPLP

Prep Date: 09/29/06

Analyte	Result		MDL	EQL	Dil.	Units	Code	Anal Date	Prep Method	Anl Method
1,1,1,2-Tetrachloroethane	0.92	U	0.92	1.0	5	ug/L		09/29/06	SW846 5030B	SW846 8260B
1,1,1-Trichloroethane	0.90	U	0.90	1.0	5	ug/L		09/29/06	SW846 5030B	SW846 8260B
1,1,2,2-Tetrachloroethane	0.20	U	0.20	1.0	5	ug/L		09/29/06	SW846 5030B	SW846 8260B
1,1,2-Trichloroethane	0.42	U	0.42	1.0	5	ug/L		09/29/06	SW846 5030B	SW846 8260B
1,1-Dichloroethane	0.75	U	0.75	1.0	5	ug/L		09/29/06	SW846 5030B	SW846 8260B
1,1-Dichloroethene	0.57	U	0.57	1.0	5	ug/L		09/29/06	SW846 5030B	SW846 8260B
1,1-Dichloropropene	0.75	U	0.75	1.0	5	ug/L		09/29/06	SW846 5030B	SW846 8260B
1,2,3-Trichlorobenzene	0.74	U	0.74	1.0	5	ug/L		09/29/06	SW846 5030B	SW846 8260B
1,2,3-Trichloropropane	0.99	U	0.99	1.0	5	ug/L		09/29/06	SW846 5030B	SW846 8260B
1,2,4-Trichlorobenzene	0.97	U	0.97	1.0	5	ug/L		09/29/06	SW846 5030B	SW846 8260B
1,2,4-Trimethylbenzene	0.97	U	0.97	1.0	5	ug/L		09/29/06	SW846 5030B	SW846 8260B
1,2-Dibromo-3-chloropropane	0.87	U	0.87	1.0	5	ug/L		09/29/06	SW846 5030B	SW846 8260B
1,2-Dibromoethane	0.56	U	0.56	1.0	5	ug/L		09/29/06	SW846 5030B	SW846 8260B
1,2-Dichlorobenzene	0.83	U	0.83	1.0	5	ug/L		09/29/06	SW846 5030B	SW846 8260B
1,2-Dichloroethane	0.36	U	0.36	1.0	5	ug/L		09/29/06	SW846 5030B	SW846 8260B
1,2-Dichloropropane	0.46	U	0.46	1.0	5	ug/L		09/29/06	SW846 5030B	SW846 8260B
1,3,5-Trimethylbenzene	0.83	U	0.83	1.0	5	ug/L		09/29/06	SW846 5030B	SW846 8260B
1,3-Dichlorobenzene	0.87	U	0.87	1.0	5	ug/L		09/29/06	SW846 5030B	SW846 8260B
1,3-Dichloropropane	0.61	U	0.61	1.0	5	ug/L		09/29/06	SW846 5030B	SW846 8260B
1,4-Dichlorobenzene	0.95	U	0.95	1.0	5	ug/L		09/29/06	SW846 5030B	SW846 8260B
2,2-Dichloropropane	0.62	U	0.62	1.0	5	ug/L		09/29/06	SW846 5030B	SW846 8260B
2-Chlorotoluene	0.85	U	0.85	1.0	5	ug/L		09/29/06	SW846 5030B	SW846 8260B
4-Chlorotoluene	0.74	U	0.74	1.0	5	ug/L		09/29/06	SW846 5030B	SW846 8260B
Benzene	0.41	U	0.41	1.0	5	ug/L		09/29/06	SW846 5030B	SW846 8260B
Bromobenzene	0.82	U	0.82	1.0	5	ug/L		09/29/06	SW846 5030B	SW846 8260B
Bromochloromethane	0.97	U	0.97	1.0	5	ug/L		09/29/06	SW846 5030B	SW846 8260B
Bromodichloromethane	0.56	U	0.56	1.0	5	ug/L		09/29/06	SW846 5030B	SW846 8260B
Bromoform	0.94	U	0.94	1.0	5	ug/L		09/29/06	SW846 5030B	SW846 8260B

All soil results are reported on a dry weight basis unless otherwise noted.

Pace Analytical Services, Inc.

Analytical Report Number: 876362

1241 Bellevue Street
Green Bay, WI 54302
920-469-2436

Client : FOTH & VAN DYKE
Project Name : KEMC-EAGLE SOUTH
Project Number : 06W003
Field ID : KSB-7-4-5'

Matrix Type : SOIL
Collection Date : 09/19/06
Report Date : 10/12/06
Lab Sample Number : 876362-005

VOLATILES - SPLP

Prep Date: 09/29/06

Analyte	Result		MDL	EQL	Dil.	Units	Code	Anal Date	Prep Method	Anl Method
Bromomethane	0.91	U	0.91	1.0	5	ug/L		09/29/06	SW846 5030B	SW846 8260B
Carbon Tetrachloride	0.49	U	0.49	1.0	5	ug/L		09/29/06	SW846 5030B	SW846 8260B
Chlorobenzene	0.41	U	0.41	1.0	5	ug/L		09/29/06	SW846 5030B	SW846 8260B
Chlorodibromomethane	0.81	U	0.81	1.0	5	ug/L		09/29/06	SW846 5030B	SW846 8260B
Chloroethane	0.97	U	0.97	1.0	5	ug/L		09/29/06	SW846 5030B	SW846 8260B
Chloroform	0.37	U	0.37	1.0	5	ug/L		09/29/06	SW846 5030B	SW846 8260B
Chloromethane	0.24	U	0.24	1.0	5	ug/L		09/29/06	SW846 5030B	SW846 8260B
cis-1,2-Dichloroethene	0.83	U	0.83	1.0	5	ug/L		09/29/06	SW846 5030B	SW846 8260B
cis-1,3-Dichloropropene	0.19	U	0.19	1.0	5	ug/L		09/29/06	SW846 5030B	SW846 8260B
Dibromomethane	0.60	U	0.60	1.0	5	ug/L		09/29/06	SW846 5030B	SW846 8260B
Dichlorodifluoromethane	0.99	U	0.99	1.0	5	ug/L		09/29/06	SW846 5030B	SW846 8260B
Diisopropyl Ether	0.76	U	0.76	1.0	5	ug/L		09/29/06	SW846 5030B	SW846 8260B
Ethylbenzene	0.54	U	0.54	1.0	5	ug/L		09/29/06	SW846 5030B	SW846 8260B
Fluorotrichloromethane	0.79	U	0.79	1.0	5	ug/L		09/29/06	SW846 5030B	SW846 8260B
Hexachlorobutadiene	0.67	U	0.67	1.0	5	ug/L		09/29/06	SW846 5030B	SW846 8260B
Isopropylbenzene	0.59	U	0.59	1.0	5	ug/L		09/29/06	SW846 5030B	SW846 8260B
Methylene Chloride	0.95	J	0.43	1.0	5	ug/L		09/29/06	SW846 5030B	SW846 8260B
Methyl-tert-butyl-ether	0.61	U	0.61	1.0	5	ug/L		09/29/06	SW846 5030B	SW846 8260B
Naphthalene	0.74	U	0.74	1.0	5	ug/L		09/29/06	SW846 5030B	SW846 8260B
n-Butylbenzene	0.93	U	0.93	1.0	5	ug/L		09/29/06	SW846 5030B	SW846 8260B
n-Propylbenzene	0.81	U	0.81	1.0	5	ug/L		09/29/06	SW846 5030B	SW846 8260B
p-Isopropyltoluene	0.67	U	0.67	1.0	5	ug/L		09/29/06	SW846 5030B	SW846 8260B
s-Butylbenzene	0.89	U	0.89	1.0	5	ug/L		09/29/06	SW846 5030B	SW846 8260B
Styrene	0.86	U	0.86	1.0	5	ug/L		09/29/06	SW846 5030B	SW846 8260B
t-Butylbenzene	0.97	U	0.97	1.0	5	ug/L		09/29/06	SW846 5030B	SW846 8260B
Tetrachloroethene	0.45	U	0.45	1.0	5	ug/L		09/29/06	SW846 5030B	SW846 8260B
Toluene	0.67	U	0.67	1.0	5	ug/L		09/29/06	SW846 5030B	SW846 8260B
trans-1,2-Dichloroethene	0.89	U	0.89	1.0	5	ug/L		09/29/06	SW846 5030B	SW846 8260B
trans-1,3-Dichloropropene	0.19	U	0.19	1.0	5	ug/L		09/29/06	SW846 5030B	SW846 8260B
Trichloroethene	0.48	U	0.48	1.0	5	ug/L		09/29/06	SW846 5030B	SW846 8260B
Vinyl Chloride	0.18	U	0.18	1.0	5	ug/L		09/29/06	SW846 5030B	SW846 8260B
Xylene, m + p	1.8	U	1.8	2.0	5	ug/L		09/29/06	SW846 5030B	SW846 8260B
Xylene, o	0.83	U	0.83	1.0	5	ug/L		09/29/06	SW846 5030B	SW846 8260B
Surrogate			**LCL**	**UCL**						
4-Bromofluorobenzene	93		64	132	5	%		09/29/06	SW846 5030B	SW846 8260B
Toluene-d8	98		73	127	5	%		09/29/06	SW846 5030B	SW846 8260B
Dibromofluoromethane	95		68	122	5	%		09/29/06	SW846 5030B	SW846 8260B

PAH/PNA

Prep Date: 09/28/06

Analyte	Result		MDL	EQL	Dil.	Units	Code	Anal Date	Prep Method	Anl Method
Acenaphthene	3.3	U	3.3	28	1	ug/Kg		09/28/06	SW846 3545	8270C-SIM
Acenaphthylene	3.2	U	3.2	28	1	ug/Kg		09/28/06	SW846 3545	8270C-SIM
Anthracene	4.0	U	4.0	28	1	ug/Kg		09/28/06	SW846 3545	8270C-SIM
Benzo(a)anthracene	5.9	U	5.9	28	1	ug/Kg		09/28/06	SW846 3545	8270C-SIM
Benzo(a)pyrene	3.2	U	3.2	28	1	ug/Kg		09/28/06	SW846 3545	8270C-SIM
Benzo(b)fluoranthene	3.1	U	3.1	28	1	ug/Kg		09/28/06	SW846 3545	8270C-SIM
Benzo(ghi)perylene	4.0	U	4.0	28	1	ug/Kg		09/28/06	SW846 3545	8270C-SIM
Benzo(k)fluoranthene	3.4	U	3.4	28	1	ug/Kg		09/28/06	SW846 3545	8270C-SIM

All soil results are reported on a dry weight basis unless otherwise noted.

Pace Analytical Services, Inc.

1241 Bellevue Street
Green Bay, WI 54302
920-469-2436

Analytical Report Number: 876362

Client : FOTH & VAN DYKE
Project Name : KEMC-EAGLE SOUTH
Project Number : 06W003
Field ID : KSB-7-4-5'

Matrix Type : SOIL
Collection Date : 09/19/06
Report Date : 10/12/06
Lab Sample Number : 876362-005

PAH/PNA

Prep Date: 09/28/06

Analyte	Result		MDL	EQL	Dil.	Units	Code	Anal Date	Prep Method	Anl Method
Chrysene	4.9	U	4.9	28	1	ug/Kg		09/28/06	SW846 3545	8270C-SIM
Dibenz(a,h)anthracene	3.1	U	3.1	28	1	ug/Kg		09/28/06	SW846 3545	8270C-SIM
Fluoranthene	3.2	U	3.2	28	1	ug/Kg		09/28/06	SW846 3545	8270C-SIM
Fluorene	3.8	U	3.8	28	1	ug/Kg		09/28/06	SW846 3545	8270C-SIM
Indeno(1,2,3-cd)pyrene	2.8	U	2.8	28	1	ug/Kg		09/28/06	SW846 3545	8270C-SIM
Naphthalene	4.5	U	4.5	28	1	ug/Kg		09/28/06	SW846 3545	8270C-SIM
Phenanthrene	3.3	U	3.3	28	1	ug/Kg		09/28/06	SW846 3545	8270C-SIM
Pyrene	3.8	J	2.7	28	1	ug/Kg		09/28/06	SW846 3545	8270C-SIM
Surrogate			**LCL**	**UCL**						
Nitrobenzene-d5	68		10	141	1	%		09/28/06	SW846 3545	8270C-SIM
2-Fluorobiphenyl	60		10	161	1	%		09/28/06	SW846 3545	8270C-SIM
Terphenyl-d14	70		29	150	1	%		09/28/06	SW846 3545	8270C-SIM

SEMIVOLATILES - SPECIAL LIST - SIM

Prep Date: 10/11/06

Analyte	Result		MDL	EQL	Dil.	Units	Code	Anal Date	Prep Method	Anl Method
1-Methylnaphthalene	0.059	J	0.054	0.25	1	ug/L		10/11/06	SW846 3510C	8270C-SIM
2-Methylnaphthalene	0.060	J	0.059	0.25	1	ug/L		10/11/06	SW846 3510C	8270C-SIM
Acenaphthene	0.045	J	0.043	0.25	1	ug/L		10/11/06	SW846 3510C	8270C-SIM
Acenaphthylene	0.043	U	0.043	0.25	1	ug/L		10/11/06	SW846 3510C	8270C-SIM
Anthracene	0.061	U	0.061	0.25	1	ug/L		10/11/06	SW846 3510C	8270C-SIM
Benzo(a)anthracene	0.083	U	0.083	0.25	1	ug/L		10/11/06	SW846 3510C	8270C-SIM
Benzo(a)pyrene	0.097	U	0.097	0.25	1	ug/L	&	10/11/06	SW846 3510C	8270C-SIM
Benzo(b)fluoranthene	0.083	U	0.083	0.25	1	ug/L	&Z	10/11/06	SW846 3510C	8270C-SIM
Benzo(ghi)perylene	0.10	U	0.10	0.25	1	ug/L	&	10/11/06	SW846 3510C	8270C-SIM
Benzo(k)fluoranthene	0.10	U	0.10	0.25	1	ug/L	&Z	10/11/06	SW846 3510C	8270C-SIM
Chrysene	0.10	U	0.10	0.25	1	ug/L		10/11/06	SW846 3510C	8270C-SIM
Dibenz(a,h)anthracene	0.10	U	0.10	0.25	1	ug/L	&	10/11/06	SW846 3510C	8270C-SIM
Fluoranthene	0.082	U	0.082	0.25	1	ug/L		10/11/06	SW846 3510C	8270C-SIM
Fluorene	0.049	J	0.048	0.25	1	ug/L		10/11/06	SW846 3510C	8270C-SIM
Indeno(1,2,3-cd)pyrene	0.10	U	0.10	0.25	1	ug/L	&	10/11/06	SW846 3510C	8270C-SIM
Naphthalene	0.066	U	0.066	0.25	1	ug/L		10/11/06	SW846 3510C	8270C-SIM
Phenanthrene	0.060	U	0.060	0.25	1	ug/L		10/11/06	SW846 3510C	8270C-SIM
Pyrene	0.077	U	0.077	0.25	1	ug/L		10/11/06	SW846 3510C	8270C-SIM
Surrogate			**LCL**	**UCL**						
Nitrobenzene-d5	82		0	0	1	%		10/11/06	SW846 3510C	8270C-SIM
2-Fluorobiphenyl	73		0	0	1	%		10/11/06	SW846 3510C	8270C-SIM
Terphenyl-d14	84		0	0	1	%		10/11/06	SW846 3510C	8270C-SIM

All soil results are reported on a dry weight basis unless otherwise noted.

Pace Analytical Services, Inc.

1241 Bellevue Street
Green Bay, WI 54302
920-469-2436

Analytical Report Number: 876362

Client : FOTH & VAN DYKE
Project Name : KEMC-EAGLE SOUTH
Project Number : 06W003
Field ID : KSB-12-6-9'

Matrix Type : SOIL
Collection Date : 09/19/06
Report Date : 10/12/06
Lab Sample Number : 876362-006

INORGANICS

Test	Result		MDL	EQL	Dil.	Units	Code	Anl Date	Prep Method	Anl Method
Leach Date - Conventionals	DONE				1			09/26/06	SW846 1311	
Aluminum	INCL.									
Antimony	INCL.									
Arsenic	INCL.									
Arsenic - TCLP	0.038	U	0.038	1.0	1	mg/L		09/30/06	SW846 3010A	SW846 6010B
Barium	INCL.									
Barium - TCLP	0.61	B	0.0050	1.0	1	mg/L		09/30/06	SW846 3010A	SW846 6010B
Beryllium	INCL.									
Boron	INCL.									
Cadmium	INCL.									
Cadmium - TCLP	0.0037	U	0.0037	0.25	1	mg/L		09/30/06	SW846 3010A	SW846 6010B
Chromium	INCL.									
Chromium - TCLP	0.012	B	0.0066	0.25	1	mg/L		09/30/06	SW846 3010A	SW846 6010B
Cobalt	INCL.									
Copper	INCL.									
Iron	INCL.									
Lead	INCL.									
Lead - TCLP	0.017	U	0.017	1.0	1	mg/L		09/30/06	SW846 3010A	SW846 6010B
Lithium	INCL.									
Magnesium	INCL.									
Manganese	INCL.									
Mercury	INCL.									
Mercury - TCLP	0.029	U	0.029	0.080	1	mg/L		09/28/06	SW846 7470A	SW846 7470A
Molybdenum	INCL.									
Nickel	INCL.									
Selenium	INCL.									
Selenium - TCLP	0.042	U	0.042	1.0	1	mg/L		09/30/06	SW846 3010A	SW846 6010B
Silver	INCL.									
Silver - TCLP	0.013	U	0.013	0.25	1	mg/L		09/30/06	SW846 3010A	SW846 6010B
Thallium	INCL.									
Vanadium	INCL.									
Zinc	INCL.									
Cyanide, Total	0.29	U	0.29	0.57	1	mg/kg		09/27/06	SW846 9012A	SW846 9012A
Percent Solids	91.9		---	—	1	%		09/25/06	SM M2540G	SM M2540G
pH, Laboratory	7.9		0.10	0.10	1	su		09/28/06	SW846 9045C	SW846 9045C

All soil results are reported on a dry weight basis unless otherwise noted.

Pace Analytical Services, Inc.

1241 Bellevue Street
Green Bay, WI 54302
920-469-2436

Analytical Report Number: 876362

Client : FOTH & VAN DYKE
Project Name : KEMC-EAGLE SOUTH
Project Number : 06W003
Field ID : SB-632-14-16'

Matrix Type : SOIL
Collection Date : 09/19/06
Report Date : 10/12/06
Lab Sample Number : 876362-007

INORGANICS

Test	Result		MDL	EQL	Dil.	Units	Code	Anl Date	Prep Method	Anl Method
Leach Date - Conventionals	DONE				1			09/26/06	SW846 1311	
Aluminum	INCL.									
Antimony	INCL.									
Arsenic	INCL.									
Arsenic - TCLP	0.038	U	0.038	1.0	1	mg/L		09/30/06	SW846 3010A	SW846 6010B
Barium	INCL.									
Barium - TCLP	0.52	B	0.0050	1.0	1	mg/L		09/30/06	SW846 3010A	SW846 6010B
Beryllium	INCL.									
Boron	INCL.									
Cadmium	INCL.									
Cadmium - TCLP	0.0037	U	0.0037	0.25	1	mg/L		09/30/06	SW846 3010A	SW846 6010B
Chromium	INCL.									
Chromium - TCLP	0.015	B	0.0066	0.25	1	mg/L		09/30/06	SW846 3010A	SW846 6010B
Cobalt	INCL.									
Copper	INCL.									
Iron	INCL.									
Lead	INCL.									
Lead - TCLP	0.017	U	0.017	1.0	1	mg/L		09/30/06	SW846 3010A	SW846 6010B
Lithium	INCL.									
Magnesium	INCL.									
Manganese	INCL.									
Mercury	INCL.									
Mercury - TCLP	0.029	U	0.029	0.080	1	mg/L		09/28/06	SW846 7470A	SW846 7470A
Molybdenum	INCL.									
Nickel	INCL.									
Selenium	INCL.									
Selenium - TCLP	0.042	U	0.042	1.0	1	mg/L		09/30/06	SW846 3010A	SW846 6010B
Silver	INCL.									
Silver - TCLP	0.013	U	0.013	0.25	1	mg/L		09/30/06	SW846 3010A	SW846 6010B
Thallium	INCL.									
Vanadium	INCL.									
Zinc	INCL.									
Cyanide, Total	0.30	U	0.30	0.59	1	mg/kg		09/27/06	SW846 9012A	SW846 9012A
Percent Solids	75.2		---	---	1	%		09/25/06	SM M2540G	SM M2540G
pH, Laboratory	6.2		0.10	0.10	1	su		09/27/06	SW846 9040B	SW846 9040B

All soil results are reported on a dry weight basis unless otherwise noted.

Pace Analytical Services, Inc.

1241 Bellevue Street
Green Bay, WI 54302
920-469-2436

Analytical Report Number: 876362

Client : FOTH & VAN DYKE
Project Name : KEMC-EAGLE SOUTH
Project Number : 06W003
Field ID : SB-636-4'-6'

Matrix Type : SOIL
Collection Date : 09/19/06
Report Date : 10/12/06
Lab Sample Number : 876362-008

INORGANICS

Test	Result		MDL	EQL	Dil.	Units	Code	Anl Date	Prep Method	Anl Method
Leach Date - Conventionals	DONE				1			09/26/06	SW846 1311	
Aluminum	INCL.									
Antimony	INCL.									
Arsenic	INCL.									
Arsenic - TCLP	0.038	U	0.038	1.0	1	mg/L		09/30/06	SW846 3010A	SW846 6010B
Barium	INCL.									
Barium - TCLP	0.57	B	0.0050	1.0	1	mg/L		09/30/06	SW846 3010A	SW846 6010B
Beryllium	INCL.									
Boron	INCL.									
Cadmium	INCL.									
Cadmium - TCLP	0.0098	B	0.0037	0.25	1	mg/L		09/30/06	SW846 3010A	SW846 6010B
Chromium	INCL.									
Chromium - TCLP	0.0066	U	0.0066	0.25	1	mg/L		09/30/06	SW846 3010A	SW846 6010B
Cobalt	INCL.									
Copper	INCL.									
Iron	INCL.									
Lead	INCL.									
Lead - TCLP	0.017	U	0.017	1.0	1	mg/L		09/30/06	SW846 3010A	SW846 6010B
Lithium	INCL.									
Magnesium	INCL.									
Manganese	INCL.									
Mercury	INCL.									
Mercury - TCLP	0.029	U	0.029	0.080	1	mg/L		09/28/06	SW846 7470A	SW846 7470A
Molybdenum	INCL.									
Nickel	INCL.									
Selenium	INCL.									
Selenium - TCLP	0.042	U	0.042	1.0	1	mg/L		09/30/06	SW846 3010A	SW846 6010B
Silver	INCL.									
Silver - TCLP	0.013	U	0.013	0.25	1	mg/L		09/30/06	SW846 3010A	SW846 6010B
Thallium	INCL.									
Vanadium	INCL.									
Zinc	INCL.									
Cyanide, Total	0.31	U	0.31	0.60	1	mg/kg		09/27/06	SW846 9012A	SW846 9012A
Percent Solids	90.2		---	---	1	%		09/25/06	SM M2540G	SM M2540G
pH, Laboratory	6.5		0.10	0.10	1	su		09/28/06	SW846 9045C	SW846 9045C

All soil results are reported on a dry weight basis unless otherwise noted.

Pace Analytical Services, Inc.

1241 Bellevue Street
Green Bay, WI 54302
920-469-2436
Fax: 920-469-8827

Lab Number	TestGroupID	Field ID	Comment
876362-	M-BA-SP	All Samples	A - This parameter was detected at 390 ug/L in the SPLP Extraction Blank. This concentration can be attributed to background from the filter paper used in the SPLP filtering process. Sample results around this level may be due to procedure background.
876362-004	8260+-S-ME	KMW-2-9-9.5'	Sample received overweight (34.9 grams).

Qualifier Codes

Flag	Applies To	Explanation
A	Inorganic	Analyte is detected in the method blank. Method blank criteria is evaluated to the laboratory method detection limit. Additionally, method blank acceptance may be based on project specific criteria or determined from analyte concentrations in the sample and are evaluated on a sample by sample basis.
B	Inorganic	The analyte has been detected between the method detection limit and the reporting limit.
B	Organic	Analyte is present in the method blank. Method blank criteria is evaluated to the laboratory method detection limit. Additionally, method blank acceptance may be based on project specific criteria or determined from analyte concentrations in the sample and are evaluated on a sample by sample basis.
C	All	Elevated detection limit.
D	All	Analyte value from diluted analysis or surrogate result not applicable due to sample dilution.
E	Inorganic	Estimated concentration due to matrix interferences. During the metals analysis the serial dilution failed to meet the established control limits of 0-10%. The sample concentration is greater than 50 times the IDL for analysis done on the ICP or 100 times the IDL for analysis done on the ICP-MS. The result was flagged with the E qualifier to indicate that a physical interference was observed.
E	Organic	Analyte concentration exceeds calibration range.
F	Inorganic	Due to potential interferences for this analysis by Inductively Coupled Plasma techniques (SW-846 Method 6010), this analyte has been confirmed by and reported from an alternate method.
F	Organic	Surrogate results outside control criteria.
G	All	The result is estimated because the concentration is less than the lowest calibration standard concentration utilized in the initial calibration. The method detection limit is less than the reporting limit specified for this project.
H	All	Preservation, extraction or analysis performed past holding time.
HF	Inorganic	This test is considered a field parameter, and the recommended holding time is 15 minutes from collection. The analysis was performed in the laboratory beyond the recommended holding time.
J	All	Concentration detected equal to or greater than the method detection limit but less than the reporting limit.
K	Inorganic	Sample received unpreserved. Sample was either preserved at the time of receipt or at the time of sample preparation.
K	Organic	Detection limit may be elevated due to the presence of an unrequested analyte.
L	All	Elevated detection limit due to low sample volume.
M	Organic	Sample pH was greater than 2
N	All	Spiked sample recovery not within control limits.
O	Organic	Sample received overweight.
P	Organic	The relative percent difference between the two columns for detected concentrations was greater than 40%.
Q	All	The analyte has been detected between the limit of detection (LOD) and limit of quantitation (LOQ). The results are qualified due to the uncertainty of analyte concentrations within this range.
S	Organic	The relative percent difference between quantitation and confirmation columns exceeds internal quality control criteria. Because the result is unconfirmed, it has been reported as a non-detect with an elevated detection limit.
U	All	The analyte was not detected at or above the reporting limit.
V	All	Sample received with headspace.
W	All	A second aliquot of sample was analyzed from a container with headspace.
X	All	See Sample Narrative.
Z	Organics	This compound was separated in the check standard but it did not meet the resolution criteria as set forth in SW846.
&	All	Laboratory Control Spike recovery not within control limits.
*	All	Precision not within control limits.
+	Inorganic	The sample result is greater than four times the spike level: therefore, the percent recovery is not evaluated.
<	All	The analyte was not detected at or above the reporting limit.
1	Inorganic	Dissolved analyte or filtered analyte greater than total analyte; analyses passed QC based on precision criteria.
2	Inorganic	Dissolved analyte or filtered analyte greater than total analyte; analyses failed QC based on precision criteria.
3	Inorganic	BOD result is estimated due to the BOD blank exceeding the allowable oxygen depletion.
4	Inorganic	BOD duplicate precision not within control limits. Due to the 48 hour holding time for this test, it is not practical to reanalyze and try to correct the deficiency.
5	Inorganic	BOD result is estimated due to insufficient oxygen depletion. Due to the 48 hour holding time for this test, it is not practical to reanalyze and try to correct the deficiency.
6	Inorganic	BOD laboratory control sample not within control limits. Due to the 48 hour holding time for this test, it is not practical to reanalyze and try to correct the deficiency.
7	Inorganic	BOD result is estimated due to complete oxygen depletion. Due to the 48 hour holding time for this test, it is not practical to reanalyze and try to correct the deficiency.

Pace Analytical Services, Inc.

Analysis Summary by Laboratory

1241 Bellevue Street
Green Bay, WI 54302

Test Group Name	876362-001	876362-002	876362-003	876362-004	876362-005	876362-006	876362-007	876362-008
ALUMINUM	M	M	M	M	M	M	M	M
ANTIMONY	M	M	M	M	M	M	M	M
ARSENIC	M	M	M	M	M	M	M	M
ARSENIC - SPLP				B	B			
ARSENIC - TCLP	B	B	B	B	B	B	B	B
BARIUM	M	M	M	M	M	M	M	M
BARIUM - SPLP				B	B			
BARIUM - TCLP	B	B	B	B	B	B	B	B
BERYLLIUM	M	M	M	M	M	M	M	M
BORON	M	M	M	M	M	M	M	M
CADMIUM	M	M	M	M	M	M	M	M
CADMIUM - SPLP				B	B			
CADMIUM - TCLP	B	B	B	B	B	B	B	B
CHROMIUM	M	M	M	M	M	M	M	M
CHROMIUM - SPLP				B	B			
CHROMIUM - TCLP	B	B	B	B	B	B	B	B
COBALT	M	M	M	M	M	M	M	M
COPPER	M	M	M	M	M	M	M	M
CYANIDE, TOTAL	B	B	B	B	B	B	B	B
IRON	M	M	M	M	M	M	M	M
LEAD	M	M	M	M	M	M	M	M
LEAD - SPLP				B	B			
LEAD - TCLP	B	B	B	B	B	B	B	B
LITHIUM	M	M	M	M	M	M	M	M
MAGNESIUM	M	M	M	M	M	M	M	M
MANGANESE	M	M	M	M	M	M	M	M
MERCURY	M	M	M	M	M	M	M	M
MERCURY - SPLP				B	B			
MERCURY - TCLP	B	B	B	B	B	B	B	B
MOLYBDENUM	M	M	M	M	M	M	M	M
NICKEL	M	M	M	M	M	M	M	M
PAH/PNA				B	B			
PERCENT SOLIDS	B	B	B	B	B	B	B	B
PH, LABORATORY	B	B	B	B	B	B	B	B
SELENIUM	M	M	M	M	M	M	M	M
SELENIUM - SPLP				B	B			
SELENIUM - TCLP	B	B	B	B	B	B	B	B
SEMIVOLATILES - SPECIAL LIST - SI				K	K			
SILVER	M	M	M	M	M	M	M	M
SILVER - SPLP				B	B			
SILVER - TCLP	B	B	B	B	B	B	B	B

Pace Analytical Services, Inc.

Analysis Summary by Laboratory

1241 Bellevue Street
Green Bay, WI 54302

Test Group Name	876362-001	876362-002	876362-003	876362-004	876362-005	876362-006	876362-007	876362-008
THALLIUM	M	M	M	M	M	M	M	M
VANADIUM	M	M	M	M	M	M	M	M
VOLATILES				G	G			
VOLATILES - SPLP				G	G			
ZINC	M	M	M	M	M	M	M	M

Code	Facility	Address	MI Certification
B	Green Bay Lab (Bellevue St)	1241 Bellevue Street, Suite 9 Green Bay, WI 54302	Not Certified
G	Green Bay Lab (Industrial Dr)	1795 Industrial Drive Green Bay, WI 54302	Not Certified
K	Kimberly Laboratory	1090 Kennedy Ave. Kimberly, WI 54136	Not Certified
M	Minnesota Laboratory	1700 Elm Street, Suite 200 Minneapolis, MN	Not Certified

Pace Analytical Services, Inc.

QC Summary

1241 Bellevue Street
Green Bay, WI 54302
920-469-2436
Fax: 920-469-8827

SDG: 876362
Lab Section: WETCHEM
QC Batch Number: 14565
Prep Method: SW846 9040B
Analytical Method: SW846 9040B

QC Type	Client Sample ID	Lab Sample ID
DUP	876430-002DUP	876430-002DUP

Client Sample ID	Lab Sample ID	
MW-603-14-16'	876362-001	MB
SB-632-14-16'	876362-007	MB

Client Sample ID	Lab Sample ID	
SB-639-19-21'	876362-002	MB

Test Name	Method Blank Result Conc	LCS Spiked Conc	LCS Recovery Conc	%	C	LCSD Spiked Conc	LCSD Recovery Conc	%	C	LCS/LCSD RPD %	C	LCS/LCSD Control Limits LCL %	UCL %	RPD %	Parent Sample Number	Parent Result Conc	Lab Dup Conc	Lab Dup RPD %	C	Lab Dup RPD Limit %
pH, Laboratory	---	0	---	---		---	---	---		---		---	---	---	876430-002	8.700	8.66	0.5		20

Conc = su unless otherwise noted
C = QC Code, see Qualifer Sheet
Parent Result is reported down to MDL in order to allow Validation of this worksheet
The %R and RPD results are calculated from raw data values with more significant figures than are reported on this form.

Report Date: 10/12/2006
QC Batch Number: 14565

Pace Analytical Services, Inc.

QC Summary

1241 Bellevue Street
Green Bay, WI 54302
920-469-2436
Fax: 920-469-8827

SDG: 876362
Lab Section: WETCHEM
QC Batch Number: 14640
Prep Method: SW846 9045C
Analytical Method: SW846 9045C

QC Type	Client Sample ID	Lab Sample ID
DUP	876363-003DUP	876363-003DUP

Client Sample ID	Lab Sample ID		Client Sample ID	Lab Sample ID	
KMW-2-9-9.5'	876362-004	MB	KSB-7-4-5'	876362-005	MB
KSB-12-6-9'	876362-006	MB	SB-636-4'-6'	876362-008	MB

Test Name	Method Blank Result Conc	LCS Spiked Conc	LCS Recovery Conc	%	C	LCSD Spiked Conc	LCSD Recovery Conc	%	C	LCS/LCSD RPD %	C	LCS/LCSD Control Limits LCL %	UCL %	RPD %	Parent Sample Number	Parent Result Conc	Lab Dup Conc	Lab Dup RPD %	C	Lab Dup RPD Limit %
pH, Laboratory	--	0	--	--		--	--	--		--		--	--	--	876363-003	5.850	5.81	0.7		20

Conc = su unless otherwise noted
C = QC Code, see Qualifer Sheet
Parent Result is reported down to MDL in order to allow Validation of this worksheet
The %R and RPD results are calculated from raw data values with more significant figures than are reported on this form.

Report Date: 10/12/2006
QC Batch Number: 14640

Pace Analytical Services, Inc.

QC Summary

1241 Bellevue Street
Green Bay, WI 54302
920-469-2436
Fax: 920-469-8827

SDG: 876362
Lab Section: WETCHEM
QC Batch Number: 14795
Prep Method: SW846 9045C
Analytical Method: SW846 9045C

QC Type	Client Sample ID	Lab Sample ID
DUP	876570-002DUP	876570-002DUP

Client Sample ID	Lab Sample ID		Client Sample ID	Lab Sample ID
KMW-6-4-9'	876362-003	MB		

Test Name	Method Blank Result Conc	LCS Spiked Conc	LCS Recovery Conc	LCS Recovery %	C	LCSD Spiked Conc	LCSD Recovery Conc	LCSD Recovery %	C	LCS/LCSD RPD %	C	LCS/LCSD Control Limits LCL %	UCL %	RPD %	Parent Sample Number	Parent Result Conc	Lab Dup Conc	Lab Dup RPD %	C	Lab Dup RPD Limit %
pH, Laboratory	---	0	---	---		---	---	---		---		---	---	---	876570-002	6.400	6.41	0.2		20

Conc = su unless otherwise noted
C = QC Code, see Qualifer Sheet
Parent Result is reported down to MDL in order to allow Validation of this worksheet
The %R and RPD results are calculated from raw data values with more significant figures than are reported on this form.

Report Date: 10/12/2006
QC Batch Number: 14795

Pace Analytical Services, Inc.

1241 Bellevue Street
Green Bay, WI 54302
920-469-2436
Fax: 920-469-8827

QC Summary

Batch: 876362
Lab Section: VOA
QC Batch Number: 14550
Prep Method: SW846 5030B
Analytical Method: SW846 8260B

QC Type	Client Sample ID	Lab Sample ID
MB	vog1995-38MB	vog1995-38MB
LCS	vog1995-38LCS	vog1995-38LCS
LCSD	vog1995-38LCSD	vog1995-38LCSD
MS	876355-005MS	876355-005MS
MSD	876355-005MSD	876355-005MSD

Client Sample ID	Lab Sample ID	MB ID
KMW-2-9-9.5'	876362-004	MB

Client Sample ID	Lab Sample ID	MB ID
KSB-7-4-5'	876362-005	MB

Test Name	Method Blank Result Conc	LCS Spiked Conc	LCS Recovery Conc	LCS Recovery %	LCS Recovery C	LCSD Spiked Conc	LCSD Recovery Conc	LCSD Recovery %	LCSD Recovery C	LCS/LCSD RPD %	LCS/LCSD RPD C	LCS/LCSD Control Limits LCL %	LCS/LCSD Control Limits UCL %	LCS/LCSD Control Limits RPD %	Parent Sample Number	Parent Result Conc	MS Spiked Conc	MS Recovery Conc	MS Recovery %	MS Recovery C	MSD Spiked Conc	MSD Recovery Conc	MSD Recovery %	MSD Recovery C	MS/MSD RPD %	MS/MSD RPD C	MS/MSD Control Limits LCL %	MS/MSD Control Limits UCL %	MS/MSD Control Limits RPD %
1,1,1,2-Tetrachloroethane	< 16	0	---	---		---	---	---		---		---	---	---	---	---	---	---	---		---	---	---		---		---	---	---
1,1-Dichloropropene	< 19	0	---	---		---	---	---		---		---	---	---	---	---	---	---	---		---	---	---		---		---	---	---
1,2,3-Trichlorobenzene	< 17	0	---	---		---	---	---		---		---	---	---	---	---	---	---	---		---	---	---		---		---	---	---
1,2,3-Trichloropropane	< 21	0	---	---		---	---	---		---		---	---	---	---	---	---	---	---		---	---	---		---		---	---	---
1,2,4-Trichlorobenzene	< 16	0	---	---		---	---	---		---		---	---	---	---	---	---	---	---		---	---	---		---		---	---	---
1,2,4-Trimethylbenzene	< 12	0	---	---		---	---	---		---		---	---	---	---	---	---	---	---		---	---	---		---		---	---	---
1,2-Dibromo-3-chloropropan	< 12	0	---	---		---	---	---		---		---	---	---	---	---	---	---	---		---	---	---		---		---	---	---
1,2-Dibromoethane	< 18	0	---	---		---	---	---		---		---	---	---	---	---	---	---	---		---	---	---		---		---	---	---
1,2-Dichlorobenzene	< 12	0	---	---		---	---	---		---		---	---	---	---	---	---	---	---		---	---	---		---		---	---	---
1,3,5-Trimethylbenzene	< 12	0	---	---		---	---	---		---		---	---	---	---	---	---	---	---		---	---	---		---		---	---	---
1,3-Dichlorobenzene	< 16	0	---	---		---	---	---		---		---	---	---	---	---	---	---	---		---	---	---		---		---	---	---
1,3-Dichloropropane	< 12	0	---	---		---	---	---		---		---	---	---	---	---	---	---	---		---	---	---		---		---	---	---
1,4-Dichlorobenzene	< 18	0	---	---		---	---	---		---		---	---	---	---	---	---	---	---		---	---	---		---		---	---	---
2,2-Dichloropropane	< 16	0	---	---		---	---	---		---		---	---	---	---	---	---	---	---		---	---	---		---		---	---	---
2-Chlorotoluene	< 18	0	---	---		---	---	---		---		---	---	---	---	---	---	---	---		---	---	---		---		---	---	---
4-Chlorotoluene	< 23	0	---	---		---	---	---		---		---	---	---	---	---	---	---	---		---	---	---		---		---	---	---
Bromobenzene	< 14	0	---	---		---	---	---		---		---	---	---	---	---	---	---	---		---	---	---		---		---	---	---
Bromochloromethane	< 16	0	---	---		---	---	---		---		---	---	---	---	---	---	---	---		---	---	---		---		---	---	---
Dibromomethane	< 18	0	---	---		---	---	---		---		---	---	---	---	---	---	---	---		---	---	---		---		---	---	---
Dichlorodifluoromethane	< 21	0	---	---		---	---	---		---		---	---	---	---	---	---	---	---		---	---	---		---		---	---	---
Diisopropyl Ether	< 9.5	0	---	---		---	---	---		---		---	---	---	---	---	---	---	---		---	---	---		---		---	---	---

Conc = ug/Kg unless otherwise noted
C = QC Code, see Qualifer Sheet
Parent Result is reported down to MDL in order to allow Validation of this worksheet
The %R and RPD results are calculated from raw data values with more significant figures than are reported on this form.

Report Date: 10/12/2006
QC Batch Number: 14550

Pace Analytical Services, Inc.

QC Summary

1241 Bellevue Street
Green Bay, WI 54302
920-469-2436
Fax: 920-469-8827

Test Name	Method Blank Result	Conc	LCS Spiked Conc	LCS Recovery Conc	%	C	LCSD Spiked Conc	LCSD Recovery Conc	%	C	LCS/LCSD RPD %	C	LCS/LCSD Control Limits LCL %	UCL %	RPD %	Parent Sample Number	Parent Result	Conc	MS Spiked Conc	MS Recovery Conc	%	C	MSD Spiked Conc	MSD Recovery Conc	%	C	MS/MSD RPD %	C	MS/MSD Control Limits LCL %	UCL %	RPD %
Fluorotrichloromethane	<	19	0	---	---		---	---	---		---		---	---	---	---		---	---	---	---		---	---	---		---		---	---	---
Hexachlorobutadiene	<	23	0	---	---		---	---	---		---		---	---	---	---		---	---	---	---		---	---	---		---		---	---	---
Isopropylbenzene	<	11	0	---	---		---	---	---		---		---	---	---	---		---	---	---	---		---	---	---		---		---	---	---
Methyl-tert-butyl-ether	<	15	0	---	---		---	---	---		---		---	---	---	---		---	---	---	---		---	---	---		---		---	---	---
Naphthalene	<	15	0	---	---		---	---	---		---		---	---	---	---		---	---	---	---		---	---	---		---		---	---	---
n-Butylbenzene	<	12	0	---	---		---	---	---		---		---	---	---	---		---	---	---	---		---	---	---		---		---	---	---
n-Propylbenzene	<	5.5	0	---	---		---	---	---		---		---	---	---	---		---	---	---	---		---	---	---		---		---	---	---
p-Isopropyltoluene	<	12	0	---	---		---	---	---		---		---	---	---	---		---	---	---	---		---	---	---		---		---	---	---
s-Butylbenzene	<	8	0	---	---		---	---	---		---		---	---	---	---		---	---	---	---		---	---	---		---		---	---	---
t-Butylbenzene	<	12	0	---	---		---	---	---		---		---	---	---	---		---	---	---	---		---	---	---		---		---	---	---
1,1,1-Trichloroethane	<	19	2500.0	2497.3	100		2500.0	2601.5	104		4.1		75	125	20	876355-005		0.0000	2834.1	2391.9	84		2834.1	2403.8	85		0.5		50	150	50
1,1,2,2-Tetrachloroethane	<	21	2500.0	2334.7	93		2500.0	2499.8	100		6.8		75	125	20	876355-005		0.0000	2834.1	2382.8	84		2834.1	2429.7	86		1.9		50	150	50
1,1,2-Trichloroethane	<	24	2500.0	2583.6	103		2500.0	2625.9	105		1.6		75	125	20	876355-005		0.0000	2834.1	2550.6	90		2834.1	2589.4	91		1.5		50	150	50
1,1-Dichloroethane	<	19	2500.0	2572.2	103		2500.0	2693.5	108		4.6		75	125	20	876355-005		0.0000	2834.1	2504.9	88		2834.1	2594.8	92		3.5		50	150	50
1,1-Dichloroethene	<	22	2500.0	2724	109		2500.0	2807.4	112		3.0		54	149	20	876355-005		0.0000	2834.1	2645.8	93		2834.1	2589.1	91		2.2		40	120	50
1,2-Dichloroethane	<	21	2500.0	2508.2	100		2500.0	2667.1	107		6.1		75	125	20	876355-005		0.0000	2834.1	2502.9	88		2834.1	2485.3	88		0.7		50	150	50
1,2-Dichloropropane	<	22	2500.0	2627.6	105		2500.0	2598.9	104		1.1		75	125	20	876355-005		0.0000	2834.1	2478.2	87		2834.1	2572.3	91		3.7		50	150	50
Benzene	<	14	2500.0	2484	99		2500.0	2640.1	106		6.1		75	125	20	876355-005	<	13	2834.1	2766.5	98		2834.1	2850.7	101		3.0		50	150	50
Bromodichloromethane	<	16	2500.0	2814.8	113		2500.0	2691.6	108		4.5		75	125	20	876355-005		0.0000	2834.1	2490.1	88		2834.1	2679.4	95		7.3		50	150	50
Bromoform	<	20	2500.0	2556.2	102		2500.0	2526	101		1.2		72	125	20	876355-005		0.0000	2834.1	2393.3	84		2834.1	2528.8	89		5.5		50	150	50
Bromomethane	<	24	2500.0	2343.9	94		2500.0	2582.7	103		9.7		40	159	20	876355-005		0.0000	2834.1	2304.5	81		2834.1	2335.9	82		1.4		40	120	50
Carbon Tetrachloride	<	16	2500.0	2716	109		2500.0	2664.9	107		1.9		75	125	20	876355-005		0.0000	2834.1	2416.7	85		2834.1	2539.4	90		5.0		50	150	50
Chlorobenzene	<	9.5	2500.0	2613.5	105		2500.0	2595.2	104		0.7		75	125	20	876355-005		0.0000	2834.1	2481.1	88		2834.1	2538.5	90		2.3		50	150	50
Chlorodibromomethane	<	20	2500.0	2695.3	108		2500.0	2685	107		0.4		75	125	20	876355-005		0.0000	2834.1	2481.1	88		2834.1	2651.8	94		6.7		50	150	50
Chloroethane	<	25	2500.0	2431.2	97		2500.0	2469.8	99		1.6		40	179	20	876355-005		0.0000	2834.1	2343.2	83		2834.1	2374.6	84		1.3		40	120	50
Chloroform	<	18	2500.0	2450.2	98		2500.0	2608.5	104		6.3		75	125	20	876355-005		0.0000	2834.1	2453.7	87		2834.1	2461.8	87		0.3		50	150	50
Chloromethane	<	20	2500.0	2155.5	86		2500.0	2315.5	93		7.2		42	125	20	876355-005		0.0000	2834.1	2037.4	72		2834.1	2064.4	73		1.3		40	120	50
cis-1,2-Dichloroethene	<	20	2500.0	2442.4	98		2500.0	2595.4	104		6.1		75	125	20	876355-005		0.0000	2834.1	2458.5	87		2834.1	2423.5	86		1.4		50	150	50
cis-1,3-Dichloropropene	<	14	2500.0	2535.9	101		2500.0	2450.6	98		3.4		75	125	20	876355-005		0.0000	2834.1	2289.1	81		2834.1	2364.2	83		3.2		50	150	50
Ethylbenzene	<	15	2500.0	2655.8	106		2500.0	2632.1	105		0.9		75	125	20	876355-005		32.582	2834.1	2938.7	103		2834.1	3065.5	107		4.2		50	150	50
Methylene Chloride	<	14	2500.0	3266.7	131		2500.0	2783.3	111		16.0		58	144	20	876355-005		0.0000	2834.1	2585.1	91		2834.1	2667.2	94		3.1		40	120	50
Styrene	<	12	2500.0	2698	108		2500.0	2667.4	107		1.1		75	130	20	876355-005		0.0000	2834.1	2547.9	90		2834.1	2666.2	94		4.5		50	150	50

Conc = ug/Kg unless otherwise noted

C = QC Code, see Qualifer Sheet

Parent Result is reported down to MDL in order to allow Validation of this worksheet

The %R and RPD results are calculated from raw data values with more significant figures than are reported on this form.

Report Date: 10/12/2006

QC Batch Number: 14550

Pace Analytical Services, Inc.

QC Summary

1241 Bellevue Street
Green Bay, WI 54302
920-469-2436
Fax: 920-469-8827

Test Name	Method Blank Result	Conc	LCS Spiked Conc	LCS Recovery Conc	%	C	LCSD Spiked Conc	LCSD Recovery Conc	%	C	LCS/LCSD RPD %	C	LCS/LCSD Control Limits LCL %	UCL %	RPD %	Parent Sample Number	Parent Result	Conc	MS Spiked Conc	MS Recovery Conc	%	C	MSD Spiked Conc	MSD Recovery Conc	%	C	MS/MSD RPD %	C	MS/MSD Control Limits LCL %	UCL %	RPD %
Tetrachloroethene	<	16	2500.0	2609.4	104		2500.0	2575.6	103		1.3		75	125	20	876355-005		0.0000	2834.1	2515.6	89		2834.1	2599	92		3.3		50	150	50
Toluene	<	8.5	2500.0	2610.6	104		2500.0	2567.6	103		1.7		75	125	20	876355-005		10.489	2834.1	2856.7	100		2834.1	2957.1	104		3.5		50	150	50
trans-1,2-Dichloroethene	<	14	2500.0	2559.6	102		2500.0	2727.4	109		6.3		75	125	20	876355-005		0.0000	2834.1	2616.1	92		2834.1	2544.1	90		2.8		50	150	50
trans-1,3-Dichloropropene	<	15	2500.0	2221.9	89		2500.0	2165.2	87		2.6		75	125	20	876355-005		0.0000	2834.1	2049.2	72		2834.1	2122.8	75		3.5		50	150	50
Trichloroethene	<	20	2500.0	2648.8	106		2500.0	2654.5	106		0.2		75	125	20	876355-005		0.0000	2834.1	2480.2	88		2834.1	2607.7	92		5.0		50	150	50
Vinyl Chloride	<	14	2500.0	2291.7	92		2500.0	2439.4	98		6.2		49	125	20	876355-005		0.0000	2834.1	2141.3	76		2834.1	2190.2	77		2.3		40	120	50
Xylene, m + p	<	22	5000.0	5284.9	106		5000.0	5212.7	104		1.4		75	127	20	876355-005		54.253	5668.3	5716.8	100		5668.3	6031.2	105		5.4		50	150	50
Xylene, o	<	15	2500.0	2603.6	104		2500.0	2582.2	103		0.8		75	125	20	876355-005	<	7.8	2834.1	2833.5	100		2834.1	2947.7	104		4.0		50	150	50
4-Bromofluorobenzene		106%	---	---	100		---	---	102		---		64	133	---	876355-005		96%	---	---	98		---	---	100		---		64	133	---
Toluene-d8		112%	---	---	107		---	---	109		---		67	139	---	876355-005		102%	---	---	105		---	---	104		---		67	139	---
Dibromofluoromethane		110%	---	---	104		---	---	110		---		64	140	---	876355-005		104%	---	---	103		---	---	103		---		64	140	---

Conc = ug/Kg unless otherwise noted
C = QC Code, see Qualifer Sheet
Parent Result is reported down to MDL in order to allow Validation of this worksheet
The %R and RPD results are calculated from raw data values with more significant figures than are reported on this form.

Report Date: 10/12/2006
QC Batch Number: 14550

Pace Analytical Services, Inc.

1241 Bellevue Street
Green Bay, WI 54302
920-469-2436
Fax: 920-469-8827

QC Summary

Batch: 876362
Lab Section: WETCHEM
QC Batch Number: 14568
Prep Method: SW846 9012A
Analytical Method: SW846 9012A

QC Type	Client Sample ID	Lab Sample ID
MB	WCG1946-092MB	WCG1946-092MB
LCS	WCG1946-092MBLCS	WCG1946-092MBLCS
MS	KSB-12-6-9'MS	876362-006MS
MS	876361-010MS	876361-010MS
MSD	KSB-12-6-9'MSD	876362-006MSD
MSD	876361-010MSD	876361-010MSD

Client Sample ID	Lab Sample ID	MB ID	Client Sample ID	Lab Sample ID	MB ID
MW-603-14-16'	876362-001	MB	SB-639-19-21'	876362-002	MB
KMW-6-4-9'	876362-003	MB	KMW-2-9-9.5'	876362-004	MB
KSB-7-4-5'	876362-005	MB	KSB-12-6-9'	876362-006	MB

Test Name	Method Blank Result		Conc	LCS Spiked Conc	LCS Recovery Conc	%	C	LCSD Spiked Conc	LCSD Recovery Conc	%	C	LCS/LCSD RPD %	C	LCS/LCSD Control Limits LCL %	UCL %	RPD %	Parent Sample Number	Parent Result		Conc	MS Spiked Conc	MS Recovery Conc	%	C	MSD Spiked Conc	MSD Recovery Conc	%	C	MS/MSD RPD %	C	MS/MSD Control Limits LCL %	UCL %	RPD %
Cyanide, Total		<	0.31	3.0	3	98.8		—	—	—		---		81	119	20	876361-010	<	0.17	1.7	1.2	74.3		1.7	0.44	26.4	N	95.0	*	70	122	20
Cyanide, Total		<	0.31	3.0	3	98.8		—	—	—		---		81	119	20	876362-006	<	0.29	2.8	2.7	95.7		2.8	2.8	99.5		3.8		70	122	20

Conc = mg/kg unless otherwise noted
C = QC Code, see Qualifer Sheet
Parent Result is reported down to MDL in order to allow Validation of this worksheet
The %R and RPD results are calculated from raw data values with more significant figures than are reported on this form.

Report Date: 10/12/2006
QC Batch Number: 14568

Pace Analytical Services, Inc.

QC Summary

1241 Bellevue Street
Green Bay, WI 54302
920-469-2436
Fax: 920-469-8827

Batch: 876362
Lab Section: WETCHEM
QC Batch Number: 14570
Prep Method: SW846 9012A
Analytical Method: SW846 9012A

QC Type	Client Sample ID	Lab Sample ID
MB	WCG1946-093MB	WCG1946-093MB
LCS	WCG1946-093MBLCS	WCG1946-093MBLCS
MS	876363-005MS	876363-005MS
MSD	876363-005MSD	876363-005MSD

Client Sample ID	Lab Sample ID	MB ID	Client Sample ID	Lab Sample ID	MB ID
SB-632-14-16'	876362-007	MB	SB-636-4'-6'	876362-008	MB

Test Name	Method Blank Result Conc	LCS Spiked Conc	LCS Recovery Conc	LCS Recovery %	C	LCSD Spiked Conc	LCSD Recovery Conc	LCSD Recovery %	C	LCS/LCSD RPD %	C	LCS/LCSD Control Limits LCL %	UCL %	RPD %	Parent Sample Number	Parent Result Conc	MS Spiked Conc	MS Recovery Conc	MS Recovery %	C	MSD Spiked Conc	MSD Recovery Conc	MSD Recovery %	C	MS/MSD RPD %	C	MS/MSD Control Limits LCL %	UCL %	RPD %
Cyanide, Total	< 0.31	3.0	3.2	105.5		—	—	—		—		81	119	20	876363-005	< 0.3	2.9	3.1	105.5		2.9	3.2	107.7		2.1		70	122	20

Conc = mg/kg unless otherwise noted
C = QC Code, see Qualifer Sheet
Parent Result is reported down to MDL in order to allow Validation of this worksheet
The %R and RPD results are calculated from raw data values with more significant figures than are reported on this form.

Report Date: 10/12/2006
QC Batch Number: 14570

Pace Analytical Services, Inc.

QC Summary

1241 Bellevue Street
Green Bay, WI 54302
920-469-2436
Fax: 920-469-8827

Batch: 876362
Lab Section: METALS
QC Batch Number: 14574
Prep Method: SW846 7470A
Analytical Method: SW846 7470A

QC Type	Client Sample ID	Lab Sample ID
MB	MTG1985-14MB	MTG1985-14MB
LCS	MTG1985-14LCS	MTG1985-14LCS
MS	MW-603-14-16'MS	876362-001MS
MSD	MW-603-14-16'MSD	876362-001MSD

Client Sample ID	Lab Sample ID	MB ID	Client Sample ID	Lab Sample ID	MB ID
MW-603-14-16'	876362-001	MB	SB-639-19-21'	876362-002	MB
KMW-6-4-9'	876362-003	MB	KMW-2-9-9.5'	876362-004	MB
KSB-7-4-5'	876362-005	MB	KSB-12-6-9'	876362-006	MB
SB-632-14-16'	876362-007	MB	SB-636-4'-6'	876362-008	MB

Test Name	Method Blank Result Conc	LCS Spiked Conc	LCS Recovery Conc	LCS Recovery %	LCS Recovery C	LCSD Spiked Conc	LCSD Recovery Conc	LCSD Recovery %	LCSD Recovery C	LCS/LCSD RPD %	LCS/LCSD RPD C	LCS/LCSD Control Limits LCL %	LCS/LCSD Control Limits UCL %	LCS/LCSD Control Limits RPD %	Parent Sample Number	Parent Result Conc	MS Spiked Conc	MS Recovery Conc	MS Recovery %	MS Recovery C	MSD Spiked Conc	MSD Recovery Conc	MSD Recovery %	MSD Recovery C	MS/MSD RPD %	MS/MSD RPD C	MS/MSD Control Limits LCL %	MS/MSD Control Limits UCL %	MS/MSD Control Limits RPD %
Mercury - TCLP	< 7.2e-005	0.0050	0.005	100.8		---	---	---		---		85	115	20	876362-001	< 0.029	2.0	2	100.9		2.0	2	100.9		0.1		85	115	20

Conc = mg/L unless otherwise noted
C = QC Code, see Qualifer Sheet
Parent Result is reported down to MDL in order to allow Validation of this worksheet
The %R and RPD results are calculated from raw data values with more significant figures than are reported on this form.

Report Date: 10/12/2006
QC Batch Number: 14574

Pace Analytical Services, Inc.

QC Summary

1241 Bellevue Street
Green Bay, WI 54302
920-469-2436
Fax: 920-469-8827

Batch: 876362
Lab Section: METALS
QC Batch Number: 14576
Prep Method: SW846 3010A
Analytical Method: SW846 6010B

QC Type	Client Sample ID	Lab Sample ID
MB	MBTMTG1984-39	MBTMTG1984-39
LCS	LCSTMTG1984-39	LCSTMTG1984-39
MS	MW-603-14-16'MS	876362-001MS
MSD	MW-603-14-16'MSD	876362-001MSD

Client Sample ID	Lab Sample ID	MB ID	Client Sample ID	Lab Sample ID	MB ID
MW-603-14-16'	876362-001	MB	SB-639-19-21'	876362-002	MB
KMW-6-4-9'	876362-003	MB	KMW-2-9-9.5'	876362-004	MB
KSB-7-4-5'	876362-005	MB	KSB-12-6-9'	876362-006	MB
SB-632-14-16'	876362-007	MB	SB-636-4'-6'	876362-008	MB

Test Name	Method Blank Result Conc	LCS Spiked Conc	LCS Recovery Conc	LCS Recovery %	C	LCSD Spiked Conc	LCSD Recovery Conc	LCSD Recovery %	C	LCS/LCSD RPD %	C	LCS/LCSD Control Limits LCL %	UCL %	RPD %	Parent Sample Number	Parent Result Conc	MS Spiked Conc	MS Recovery Conc	MS Recovery %	C	MSD Spiked Conc	MSD Recovery Conc	MSD Recovery %	C	MS/MSD RPD %	C	MS/MSD Control Limits LCL %	UCL %	RPD %
Arsenic - TCLP	< 0.0076	0.50	0.47	94.8		---	---	---		---		80	120	20	876362-001	< 0.038	2.5	2.5	98.1		2.5	2.5	98.3		0.2		75	125	20
Barium - TCLP	< 0.001	0.50	0.46	92.8		---	---	---		---		80	120	20	876362-001	0.51	2.5	3	98.5		2.5	2.9	95.8		2.3		75	125	20
Cadmium - TCLP	< 0.00074	0.50	0.47	93.6		---	---	---		---		80	120	20	876362-001	< 0.0037	2.5	2.5	98.0		2.5	2.4	97.1		0.9		75	125	20
Chromium - TCLP	< 0.0013	0.50	0.51	102.7		---	---	---		---		80	120	20	876362-001	< 0.0066	2.5	2.7	107.5		2.5	2.6	104.1		3.2		75	125	20
Lead - TCLP	< 0.0034	0.50	0.47	94.5		---	---	---		---		80	120	20	876362-001	< 0.017	2.5	2.5	98.5		2.5	2.4	97.4		1.1		75	125	20
Selenium - TCLP	< 0.0083	0.50	0.49	97.4		---	---	---		---		80	120	20	876362-001	< 0.042	2.5	2.5	101.0		2.5	2.5	101.4		0.3		75	125	20
Silver - TCLP	< 0.0026	0.25	0.24	95.1		---	---	---		---		80	120	20	876362-001	< 0.013	1.2	1.3	100.2		1.2	1.2	99.5		0.6		75	125	20

Conc = mg/L unless otherwise noted
C = QC Code, see Qualifer Sheet
Parent Result is reported down to MDL in order to allow Validation of this worksheet
The %R and RPD results are calculated from raw data values with more significant figures than are reported on this form.

Report Date: 10/12/2006
QC Batch Number: 14576

Pace Analytical Services, Inc.

1241 Bellevue Street
Green Bay, WI 54302
920-469-2436
Fax: 920-469-8827

QC Summary

Batch: 876362
Lab Section: VOA
QC Batch Number: 14632
Prep Method: SW846 5030B
Analytical Method: SW846 8260B

QC Type	Client Sample ID	Lab Sample ID
MB	vog1993-80MB	vog1993-80MB
LCS	vog1993-80LCS	vog1993-80LCS
LCSD	vog1993-80LCSD	vog1993-80LCSD
MS	876563-004MS	876563-004MS

Client Sample ID	Lab Sample ID	MB ID
KMW-2-9-9.5'	876362-004	MB
KSB-7-4-5'	876362-005	MB

Test Name	Method Blank Result	Conc	LCS Spiked Conc	LCS Recovery Conc	LCS Recovery %	C	LCSD Spiked Conc	LCSD Recovery Conc	LCSD Recovery %	C	LCS/LCSD RPD %	C	LCS/LCSD Control Limits LCL %	UCL %	RPD %	Parent Sample Number	Parent Result Conc	MS Spiked Conc	MS Recovery Conc	MS Recovery %	C	MSD Spiked Conc	MSD Recovery Conc	MSD Recovery %	C	MS/MSD RPD %	C	MS/MSD Control Limits LCL %	UCL %	RPD %
1,1,1,2-Tetrachloroethane	<	0.92	0	---	---		---	---	---		---		---	---	---	---	---	---	---	---		---	---	---		---		---	---	---
1,1,1-Trichloroethane	<	0.9	50.0	55.1	110		50.0	54.6	109		0.9		75	128	20	---	---	---	---	---		---	---	---		---		---	---	---
1,1,2,2-Tetrachloroethane	<	0.2	50.0	40.1	80		50.0	39.5	79		1.5		67	125	20	---	---	---	---	---		---	---	---		---		---	---	---
1,1,2-Trichloroethane	<	0.42	50.0	47.2	94		50.0	47.5	95		0.7		75	125	20	---	---	---	---	---		---	---	---		---		---	---	---
1,1-Dichloroethane	<	0.75	50.0	45.4	91		50.0	44.5	89		1.9		71	130	20	---	---	---	---	---		---	---	---		---		---	---	---
1,1-Dichloroethene	<	0.57	50.0	48.9	98		50.0	47.4	95		3.0		75	125	20	---	---	---	---	---		---	---	---		---		---	---	---
1,1-Dichloropropene	<	0.75	0	---	---		---	---	---		---		---	---	---	---	---	---	---	---		---	---	---		---		---	---	---
1,2,3-Trichlorobenzene	<	0.74	0	---	---		---	---	---		---		---	---	---	---	---	---	---	---		---	---	---		---		---	---	---
1,2,3-Trichloropropane	<	0.99	0	---	---		---	---	---		---		---	---	---	---	---	---	---	---		---	---	---		---		---	---	---
1,2,4-Trichlorobenzene	<	0.97	0	---	---		---	---	---		---		---	---	---	---	---	---	---	---		---	---	---		---		---	---	---
1,2,4-Trimethylbenzene	<	0.97	0	---	---		---	---	---		---		---	---	---	---	---	---	---	---		---	---	---		---		---	---	---
1,2-Dibromo-3-chloropropan	<	0.87	0	---	---		---	---	---		---		---	---	---	---	---	---	---	---		---	---	---		---		---	---	---
1,2-Dibromoethane	<	0.56	0	---	---		---	---	---		---		---	---	---	---	---	---	---	---		---	---	---		---		---	---	---
1,2-Dichlorobenzene	<	0.83	0	---	---		---	---	---		---		---	---	---	---	---	---	---	---		---	---	---		---		---	---	---
1,2-Dichloroethane	<	0.36	50.0	53.4	107		50.0	51.1	102		4.4		71	132	20	---	---	---	---	---		---	---	---		---		---	---	---
1,2-Dichloropropane	<	0.46	50.0	46	92		50.0	45.1	90		2.0		73	125	20	---	---	---	---	---		---	---	---		---		---	---	---
1,3,5-Trimethylbenzene	<	0.83	0	---	---		---	---	---		---		---	---	---	---	---	---	---	---		---	---	---		---		---	---	---
1,3-Dichlorobenzene	<	0.87	0	---	---		---	---	---		---		---	---	---	---	---	---	---	---		---	---	---		---		---	---	---
1,3-Dichloropropane	<	0.61	0	---	---		---	---	---		---		---	---	---	---	---	---	---	---		---	---	---		---		---	---	---
1,4-Dichlorobenzene	<	0.95	0	---	---		---	---	---		---		---	---	---	---	---	---	---	---		---	---	---		---		---	---	---
2,2-Dichloropropane	<	0.62	0	---	---		---	---	---		---		---	---	---	---	---	---	---	---		---	---	---		---		---	---	---

Conc = ug/L unless otherwise noted
C = QC Code, see Qualifer Sheet
Parent Result is reported down to MDL in order to allow Validation of this worksheet
The %R and RPD results are calculated from raw data values with more significant figures than are reported on this form.

Report Date: 10/12/2006
QC Batch Number: 14632

Pace Analytical Services, Inc.

QC Summary

1241 Bellevue Street
Green Bay, WI 54302
920-469-2436
Fax: 920-469-8827

Test Name	Method Blank Result Conc	LCS Spiked Conc	LCS Recovery Conc	LCS Recovery %	LCS Recovery C	LCSD Spiked Conc	LCSD Recovery Conc	LCSD Recovery %	LCSD Recovery C	LCS/LCSD RPD %	LCS/LCSD RPD C	LCS/LCSD Control Limits LCL %	LCS/LCSD Control Limits UCL %	LCS/LCSD Control Limits RPD %	Parent Sample Number	Parent Result Conc	MS Spiked Conc	MS Recovery Conc	MS Recovery %	MS Recovery C	MSD Spiked Conc	MSD Recovery Conc	MSD Recovery %	MSD Recovery C	MS/MSD RPD %	MS/MSD RPD C	MS/MSD Control Limits LCL %	MS/MSD Control Limits UCL %	MS/MSD Control Limits RPD %
2-Chlorotoluene	< 0.85	0	---	---		---	---	---		---		---	---	---	---	---	---	---	---		---	---	---		---		---	---	---
4-Chlorotoluene	< 0.74	0	---	---		---	---	---		---		---	---	---	---	---	---	---	---		---	---	---		---		---	---	---
Bromobenzene	< 0.82	0	---	---		---	---	---		---		---	---	---	---	---	---	---	---		---	---	---		---		---	---	---
Bromochloromethane	< 0.97	0	---	---		---	---	---		---		---	---	---	---	---	---	---	---		---	---	---		---		---	---	---
Bromodichloromethane	< 0.56	50.0	59.8	120		50.0	60.4	121		1.0		75	125	20	---	---	---	---	---		---	---	---		---		---	---	---
Bromoform	< 0.94	50.0	52.8	106		50.0	53.6	107		1.5		75	125	20	---	---	---	---	---		---	---	---		---		---	---	---
Bromomethane	< 0.91	50.0	41.6	83		50.0	47.5	95		13.2		66	125	20	---	---	---	---	---		---	---	---		---		---	---	---
Carbon Tetrachloride	< 0.49	50.0	58.7	117		50.0	58.1	116		1.0		75	125	20	---	---	---	---	---		---	---	---		---		---	---	---
Chlorobenzene	< 0.41	50.0	51.7	103		50.0	51.4	103		0.6		75	125	20	---	---	---	---	---		---	---	---		---		---	---	---
Chlorodibromomethane	< 0.81	50.0	55.3	111		50.0	55	110		0.5		75	125	20	---	---	---	---	---		---	---	---		---		---	---	---
Chloroethane	< 0.97	50.0	48.6	97		50.0	48.2	96		1.0		72	126	20	---	---	---	---	---		---	---	---		---		---	---	---
Chloroform	< 0.37	50.0	48.9	98		50.0	47.8	96		2.3		75	125	20	---	---	---	---	---		---	---	---		---		---	---	---
Chloromethane	< 0.24	50.0	30.5	61		50.0	29.5	59		3.2		46	143	20	---	---	---	---	---		---	---	---		---		---	---	---
cis-1,2-Dichloroethene	< 0.83	50.0	46.9	94		50.0	46	92		1.9		75	125	20	---	---	---	---	---		---	---	---		---		---	---	---
cis-1,3-Dichloropropene	< 0.19	50.0	47.8	96		50.0	48.5	97		1.4		75	125	20	---	---	---	---	---		---	---	---		---		---	---	---
Dibromomethane	< 0.6	0	---	---		---	---	---		---		---	---	---	---	---	---	---	---		---	---	---		---		---	---	---
Dichlorodifluoromethane	< 0.99	0	---	---		---	---	---		---		---	---	---	---	---	---	---	---		---	---	---		---		---	---	---
Diisopropyl Ether	< 0.76	0	---	---		---	---	---		---		---	---	---	---	---	---	---	---		---	---	---		---		---	---	---
Fluorotrichloromethane	< 0.79	0	---	---		---	---	---		---		---	---	---	---	---	---	---	---		---	---	---		---		---	---	---
Hexachlorobutadiene	< 0.67	0	---	---		---	---	---		---		---	---	---	---	---	---	---	---		---	---	---		---		---	---	---
Isopropylbenzene	< 0.59	0	---	---		---	---	---		---		---	---	---	---	---	---	---	---		---	---	---		---		---	---	---
Methylene Chloride	< 0.43	50.0	45.4	91		50.0	46.5	93		2.3		75	125	20	---	---	---	---	---		---	---	---		---		---	---	---
Methyl-tert-butyl-ether	< 0.61	0	---	---		---	---	---		---		---	---	---	---	---	---	---	---		---	---	---		---		---	---	---
Naphthalene	< 0.74	0	---	---		---	---	---		---		---	---	---	---	---	---	---	---		---	---	---		---		---	---	---
n-Butylbenzene	< 0.93	0	---	---		---	---	---		---		---	---	---	---	---	---	---	---		---	---	---		---		---	---	---
n-Propylbenzene	< 0.81	0	---	---		---	---	---		---		---	---	---	---	---	---	---	---		---	---	---		---		---	---	---
p-Isopropyltoluene	< 0.67	0	---	---		---	---	---		---		---	---	---	---	---	---	---	---		---	---	---		---		---	---	---
s-Butylbenzene	< 0.89	0	---	---		---	---	---		---		---	---	---	---	---	---	---	---		---	---	---		---		---	---	---
Styrene	< 0.86	50.0	52.9	106		50.0	52.9	106		0.0		75	125	20	---	---	---	---	---		---	---	---		---		---	---	---
t-Butylbenzene	< 0.97	0	---	---		---	---	---		---		---	---	---	---	---	---	---	---		---	---	---		---		---	---	---
Tetrachloroethene	< 0.45	50.0	53.4	107		50.0	53.8	108		0.8		75	130	20	---	---	---	---	---		---	---	---		---		---	---	---
trans-1,2-Dichloroethene	< 0.89	50.0	47.3	95		50.0	46.7	93		1.3		75	125	20	---	---	---	---	---		---	---	---		---		---	---	---

Conc = ug/L unless otherwise noted

C = QC Code, see Qualifer Sheet

Parent Result is reported down to MDL in order to allow Validation of this worksheet

The %R and RPD results are calculated from raw data values with more significant figures than are reported on this form.

Report Date: 10/12/2006

QC Batch Number: 14632

Pace Analytical Services, Inc.

QC Summary

1241 Bellevue Street
Green Bay, WI 54302
920-469-2436
Fax: 920-469-8827

Test Name	Method Blank Result		Conc	LCS Spiked Conc	LCS Recovery Conc	%	C	LCSD Spiked Conc	LCSD Recovery Conc	%	C	LCS/LCSD RPD %	C	LCS/LCSD Control Limits LCL %	UCL %	RPD %	Parent Sample Number		Parent Result Conc	MS Spiked Conc	MS Recovery Conc	%	C	MSD Spiked Conc	MSD Recovery Conc	%	C	MS/MSD RPD %	C	MS/MSD Control Limits LCL %	UCL %	RPD %
trans-1,3-Dichloropropene		<	0.19	50.0	51.5	103		50.0	51	102		1.0		75	125	20	---		---	---	---	---		---	---	---		---		---	---	---
Trichloroethene		<	0.48	50.0	55	110		50.0	54.4	109		1.1		75	125	20	---		---	---	---	---		---	---	---		---		---	---	---
Vinyl Chloride		<	0.18	50.0	38.8	78		50.0	37.8	76		2.6		65	130	20	---		---	---	---	---		---	---	---		---		---	---	---
Benzene		<	0.41	50.0	44	88		50.0	43.5	87		1.2		75	125	20	876563-004	<	0.41	50.0	44.2	88		---	---	---		---		70	130	30
Ethylbenzene		<	0.54	50.0	53.1	106		50.0	53.1	106		0.0		75	125	20	876563-004	<	0.54	50.0	51.1	102		---	---	---		---		70	136	30
Toluene		<	0.67	50.0	49.8	100		50.0	49.6	99		0.4		75	125	20	876563-004	<	0.67	50.0	50	100		---	---	---		---		70	130	30
Xylene, m + p		<	1.8	100.0	105.6	106		100.0	106.2	106		0.6		75	125	20	876563-004	<	1.8	100.0	103.8	104		---	---	---		---		70	137	30
Xylene, o		<	0.83	50.0	51.6	103		50.0	51	102		1.1		75	125	20	876563-004	<	0.83	50.0	51	102		---	---	---		---		70	130	30
4-Bromofluorobenzene			97%	---	---	94		---	---	95		---		64	132	---	876563-004		94%	---	---	96		---	---	---		---		64	132	---
Toluene-d8			100%	---	---	97		---	---	99		---		73	127	---	876563-004		98%	---	---	97		---	---	---		---		73	127	---
Dibromofluoromethane			96%	---	---	94		---	---	94		---		68	122	---	876563-004		95%	---	---	93		---	---	---		---		68	122	---

Conc = ug/L unless otherwise noted
C = QC Code, see Qualifer Sheet
Parent Result is reported down to MDL in order to allow Validation of this worksheet
The %R and RPD results are calculated from raw data values with more significant figures than are reported on this form.

Report Date: 10/12/2006
QC Batch Number: 14632

Pace Analytical Services, Inc.

1241 Bellevue Street
Green Bay, WI 54302
920-469-2436
Fax: 920-469-8827

QC Summary

Batch: 876362
Lab Section: BNASIM
QC Batch Number: 14637
Prep Method: SW846 3545
Analytical Method: 8270C-SIM

QC Type	Client Sample ID	Lab Sample ID
MB	svog1933-88MB	svog1933-88MB
LCS	svog1933-88LCS	svog1933-88LCS
LCSD	svog1933-88LCSD	svog1933-88LCSD
MS	876505-007MS	876505-007MS
MSD	876505-007MSD	876505-007MSD

Client Sample ID	Lab Sample ID	MB ID	Client Sample ID	Lab Sample ID	MB ID
KMW-2-9-9.5'	876362-004	MB	KSB-7-4-5'	876362-005	MB

Test Name	Method Blank Result Conc	LCS Spiked Conc	LCS Recovery Conc	LCS Recovery %	C	LCSD Spiked Conc	LCSD Recovery Conc	LCSD Recovery %	C	LCS/LCSD RPD %	C	LCS/LCSD Control Limits LCL %	UCL %	RPD %	Parent Sample Number	Parent Result Conc	MS Spiked Conc	MS Recovery Conc	MS Recovery %	C	MSD Spiked Conc	MSD Recovery Conc	MSD Recovery %	C	MS/MSD RPD %	C	MS/MSD Control Limits LCL %	UCL %	RPD %
Acenaphthene	< 3	500.0	421.3	84		500.0	418.6	84		0.7		47	143	20	876505-007	< 3.3	555.0	418	75		555.0	361.2	65		14.6		44	123	27
Acenaphthylene	< 2.9	500.0	428.4	86		500.0	423.4	85		1.2		56	134	20	876505-007	< 3.2	555.0	429.4	77		555.0	371.5	67		14.5		45	128	20
Anthracene	< 3.6	500.0	436	87		500.0	430.4	86		1.3		45	147	23	876505-007	< 4	555.0	429.2	77		555.0	373.5	67		13.9		27	152	57
Benzo(a)anthracene	< 5.3	500.0	432.7	87		500.0	422.9	85		2.3		50	140	20	876505-007	< 5.9	555.0	434.7	78		555.0	368.7	66		16.4		36	139	46
Benzo(a)pyrene	< 2.9	500.0	515	103		500.0	505.2	101		1.9		61	141	20	876505-007	< 3.2	555.0	518.8	93		555.0	437.5	79		17.0		34	147	28
Benzo(b)fluoranthene	< 2.8	500.0	478.8	96		500.0	471.3	94		1.6		55	141	20	876505-007	< 3.1	555.0	505.6	91		555.0	400.5	72		23.2		34	152	32
Benzo(ghi)perylene	< 3.6	500.0	533.8	107		500.0	522.2	104		2.2		42	142	20	876505-007	5.511	555.0	542.5	97		555.0	458.5	82		16.8		10	142	26
Benzo(k)fluoranthene	< 3.1	500.0	502.1	100		500.0	491.5	98		2.1		53	155	20	876505-007	< 3.4	555.0	464.7	84		555.0	414.3	75		11.5		25	159	27
Chrysene	< 4.4	500.0	437.8	88		500.0	426.6	85		2.6		57	135	20	876505-007	< 4.8	555.0	428.8	77		555.0	367.3	66		15.4		35	139	35
Dibenz(a,h)anthracene	< 2.8	500.0	542.2	108		500.0	534.5	107		1.4		54	148	20	876505-007	< 3.1	555.0	554.1	100		555.0	460.3	83		18.5		26	147	26
Fluoranthene	< 2.9	500.0	444.4	89		500.0	436.8	87		1.7		54	139	20	876505-007	< 3.2	555.0	445.4	80		555.0	382.9	69		15.1		18	169	43
Fluorene	< 3.4	500.0	428.4	86		500.0	423.8	85		1.1		48	139	21	876505-007	< 3.8	555.0	425.8	77		555.0	367.9	66		14.6		41	131	26
Indeno(1,2,3-cd)pyrene	< 2.5	500.0	533.9	107		500.0	525.6	105		1.6		49	147	21	876505-007	< 2.8	555.0	543.3	98		555.0	455.3	82		17.6		17	145	29
Naphthalene	< 4	500.0	416.7	83		500.0	405.3	81		2.8		48	131	27	876505-007	< 4.5	555.0	411.4	74		555.0	353.8	64		15.0		30	131	29
Phenanthrene	< 2.9	500.0	420.3	84		500.0	414.6	83		1.4		52	134	20	876505-007	5.132	555.0	411.8	73		555.0	362.3	64		12.8		21	151	36
Pyrene	< 2.5	500.0	430.7	86		500.0	421	84		2.3		49	144	20	876505-007	3.477	555.0	424.5	76		555.0	370.2	66		13.7		10	206	46
Nitrobenzene-d5	89%	---	---	97		---	---	88		---		10	141	---	876505-007	78%	---	---	84		---	---	68		---		10	141	---
2-Fluorobiphenyl	81%	---	---	89		---	---	82		---		10	161	---	876505-007	72%	---	---	77		---	---	64		---		10	161	---
Terphenyl-d14	88%	---	---	97		---	---	88		---		29	150	---	876505-007	79%	---	---	83		---	---	68		---		29	150	---

Conc = ug/Kg unless otherwise noted
C = QC Code, see Qualifer Sheet
Parent Result is reported down to MDL in order to allow Validation of this worksheet
The %R and RPD results are calculated from raw data values with more significant figures than are reported on this form.

Report Date: 10/12/2006
QC Batch Number: 14637

Pace Analytical Services, Inc.

QC Summary

1241 Bellevue Street
Green Bay, WI 54302
920-469-2436
Fax: 920-469-8827

Batch: 876362
Lab Section: METALS
QC Batch Number: 14642
Prep Method: SW846 3010A
Analytical Method: SW846 6010B

QC Type	Client Sample ID	Lab Sample ID
MB	MBTMTG1984-41	MBTMTG1984-41
MB	MBSPMTG1984-41	MBSPMTG1984-41
LCS	LCSTMTG1984-41	LCSTMTG1984-41
LCS	LCSSPMTG1984-41	LCSSPMTG1984-41
MS	876521-001MS	876521-001MS
MS	KMW-2-9-9.5'MS	876362-004MS
MSD	876521-001MSD	876521-001MSD
MSD	KMW-2-9-9.5'MSD	876362-004MSD

Client Sample ID	Lab Sample ID	MB ID
KMW-2-9-9.5'	876362-004	MB
KSB-7-4-5'	876362-005	MB

Test Name	Method Blank Result Conc	LCS Spiked Conc	LCS Recovery Conc	LCS Recovery %	LCS Recovery C	LCSD Spiked Conc	LCSD Recovery Conc	LCSD Recovery %	LCSD Recovery C	LCS/LCSD RPD %	LCS/LCSD RPD C	LCS/LCSD Control Limits LCL %	LCS/LCSD Control Limits UCL %	LCS/LCSD Control Limits RPD %	Parent Sample Number	Parent Result Conc	MS Spiked Conc	MS Recovery Conc	MS Recovery %	MS Recovery C	MSD Spiked Conc	MSD Recovery Conc	MSD Recovery %	MSD Recovery C	MS/MSD RPD %	MS/MSD RPD C	MS/MSD Control Limits LCL %	MS/MSD Control Limits UCL %	MS/MSD Control Limits RPD %
Arsenic - SPLP	< 7.6	500.0	479.4	95.9		—	—	—		—		80	120	20	876362-004	13.12	500.0	475.5	92.5		500.0	464.7	90.3		2.3		75	125	20
Barium - SPLP	< 1	500.00	490.7	98.1		—	—	—		—		80	120	20	876362-004	1012.3	500.00	1453.9	88.3		500.00	1429.9	83.5		1.7		75	125	20
Cadmium - SPLP	< 0.74	500.0	500.6	100.1		—	—	—		—		80	120	20	876362-004	11.04	500.0	481.9	94.2		500.0	471.3	92.0		2.2		75	125	20
Chromium - SPLP	< 1.3	500.0	494.1	98.8		—	—	—		—		80	120	20	876362-004	16.60	500.0	479.8	92.6		500.0	484.7	93.6		1.0		75	125	20
Lead - SPLP	< 3.4	500.0	491.9	98.4		—	—	—		—		80	120	20	876362-004	33.51	500.0	501.1	93.5		500.0	490.9	91.5		2.1		75	125	20
Selenium - SPLP	< 8.3	500.0	480.9	96.2		—	—	—		—		80	120	20	876362-004	< 8.3	500.0	456.4	91.3		500.0	452.8	90.6		0.8		75	125	20
Silver - SPLP	< 2.6	250.0	243.5	97.4		—	—	—		—		80	120	20	876362-004	< 2.6	250.0	233	93.2		250.0	228.9	91.5		1.8		75	125	20

Conc = mg/L unless otherwise noted
C = QC Code, see Qualifer Sheet
Parent Result is reported down to MDL in order to allow Validation of this worksheet
The %R and RPD results are calculated from raw data values with more significant figures than are reported on this form.

Report Date: 10/12/2006
QC Batch Number: 14642

Pace Analytical Services, Inc.

QC Summary

1241 Bellevue Street
Green Bay, WI 54302
920-469-2436
Fax: 920-469-8827

Batch: 876362
Lab Section: METALS
QC Batch Number: 14700
Prep Method: SW846 7470A
Analytical Method: SW846 7470A

QC Type	Client Sample ID	Lab Sample ID
MB	MBWMTG1985-16	MBWMTG1985-16
MB	MBSPMTG1985-16	MBSPMTG1985-16
MB	MBDMTG1985-16	MBDMTG1985-16
LCS	LCSWMTG1985-16	LCSWMTG1985-16
LCS	LCSSPMTG1985-16	LCSSPMTG1985-16
LCS	LCSDMTG1985-16	LCSDMTG1985-16
MS	876515-002MS	876515-002MS
MS	876462-001MS	876462-001MS
MS	KMW-2-9-9.5'MS	876362-004MS
MSD	876515-002MSD	876515-002MSD
MSD	876462-001MSD	876462-001MSD
MSD	KMW-2-9-9.5'MSD	876362-004MSD

Client Sample ID	Lab Sample ID	MB ID
KMW-2-9-9.5'	876362-004	MB

Client Sample ID	Lab Sample ID	MB ID
KSB-7-4-5'	876362-005	MB

Test Name	Method Blank Result		Conc	LCS Spiked Conc	LCS Recovery Conc	LCS Recovery %	C	LCSD Spiked Conc	LCSD Recovery Conc	LCSD Recovery %	C	LCS/LCSD RPD %	C	LCS/LCSD Control Limits LCL %	UCL %	RPD %	Parent Sample Number	Parent Result		Conc	MS Spiked Conc	MS Recovery Conc	MS Recovery %	C	MSD Spiked Conc	MSD Recovery Conc	MSD Recovery %	C	MS/MSD RPD %	C	MS/MSD Control Limits LCL %	UCL %	RPD %
Mercury - SPLP		<	0.072	5.0	4.9	98.7		---	---	---		---		85	115	20	876362-004		<	0.072	5.0	2.9	57.2	N	5.0	2.9	58.0	N	1.5		85	115	20

Conc = ug/L unless otherwise noted
C = QC Code, see Qualifer Sheet
Parent Result is reported down to MDL in order to allow Validation of this worksheet
The %R and RPD results are calculated from raw data values with more significant figures than are reported on this form.

Report Date: 10/12/2006
QC Batch Number: 14700

Pace Analytical Services, Inc.

QC Summary

1241 Bellevue Street
Green Bay, WI 54302
920-469-2436
Fax: 920-469-8827

Batch: 876362
Lab Section: BNASIM-K
QC Batch Number: 15056
Prep Method: SW846 3510C
Analytical Method: 8270C-SIM

QC Type	Client Sample ID	Lab Sample ID
MB	svog1945-54MB	svog1945-54MB
LCS	svog1945-54LCS	svog1945-54LCS
LCSD	svog1945-54LCSD	svog1945-54LCSD

Client Sample ID	Lab Sample ID	MB ID	Client Sample ID	Lab Sample ID	MB ID
KMW-2-9-9.5'	876362-004	MB	KSB-7-4-5'	876362-005	MB

Test Name	Method Blank Result	Conc	LCS Spiked Conc	LCS Recovery Conc	%	C	LCSD Spiked Conc	LCSD Recovery Conc	%	C	LCS/LCSD RPD %	C	LCS/LCSD Control Limits LCL %	UCL %	RPD %	Parent Sample Number	Parent Result Conc	MS Spiked Conc	MS Recovery Conc	%	C	MSD Spiked Conc	MSD Recovery Conc	%	C	MS/MSD RPD %	C	MS/MSD Control Limits LCL %	UCL %	RPD %
1-Methylnaphthalene	<	0.011	0.20	0.18	88		0.20	0.17	85		2.6		41	136	28	---	---	---	---	---		---	---	---		---		---	---	---
2-Methylnaphthalene	<	0.012	0.20	0.18	90		0.20	0.18	88		2.3		40	138	26	---	---	---	---	---		---	---	---		---		---	---	---
Acenaphthene	<	0.0086	0.20	0.19	95		0.20	0.19	93		2.5		40	126	23	---	---	---	---	---		---	---	---		---		---	---	---
Acenaphthylene	<	0.0086	0.20	0.19	96		0.20	0.19	93		3.1		39	127	24	---	---	---	---	---		---	---	---		---		---	---	---
Anthracene	<	0.012	0.20	0.23	114		0.20	0.22	106		5.3		39	139	27	---	---	---	---	---		---	---	---		---		---	---	---
Benzo(a)anthracene	<	0.017	0.20	0.24	122		0.20	0.24	118		3.4		48	146	20	---	---	---	---	---		---	---	---		---		---	---	---
Benzo(a)pyrene	<	0.019	0.20	0.31	157	&	0.20	0.31	156	&	1.1		61	136	20	---	---	---	---	---		---	---	---		---		---	---	---
Benzo(b)fluoranthene	<	0.017	0.20	0.31	156	&	0.20	0.32	162	&	4.1		51	141	20	---	---	---	---	---		---	---	---		---		---	---	---
Benzo(ghi)perylene	<	0.02	0.20	0.29	147	&	0.20	0.3	148	&	0.8		57	136	20	---	---	---	---	---		---	---	---		---		---	---	---
Benzo(k)fluoranthene	<	0.02	0.20	0.31	153	&	0.20	0.29	146		4.7		61	149	20	---	---	---	---	---		---	---	---		---		---	---	---
Chrysene	<	0.02	0.20	0.22	111		0.20	0.22	109		1.6		61	150	20	---	---	---	---	---		---	---	---		---		---	---	---
Dibenz(a,h)anthracene	<	0.02	0.20	0.3	151	&	0.20	0.3	148		2.3		46	150	20	---	---	---	---	---		---	---	---		---		---	---	---
Fluoranthene	<	0.016	0.20	0.24	120		0.20	0.23	117		2.4		48	145	20	---	---	---	---	---		---	---	---		---		---	---	---
Fluorene	<	0.0096	0.20	0.2	101		0.20	0.2	98		2.6		40	131	25	---	---	---	---	---		---	---	---		---		---	---	---
Indeno(1,2,3-cd)pyrene	<	0.02	0.20	0.3	148	&	0.20	0.29	147	&	0.7		54	143	20	---	---	---	---	---		---	---	---		---		---	---	---
Naphthalene	<	0.013	0.20	0.18	88		0.20	0.17	86		1.9		45	131	30	---	---	---	---	---		---	---	---		---		---	---	---
Phenanthrene	<	0.012	0.20	0.22	111		0.20	0.21	107		2.8		40	131	25	---	---	---	---	---		---	---	---		---		---	---	---
Pyrene	<	0.015	0.20	0.22	112		0.20	0.22	112		0.1		55	135	20	---	---	---	---	---		---	---	---		---		---	---	---
Nitrobenzene-d5		90%	---	---	92		---	---	90		---		10	150	---	---	---	---	---	---		---	---	---		---		---	---	---
2-Fluorobiphenyl		82%	---	---	85		---	---	82		---		20	111	---	---	---	---	---	---		---	---	---		---		---	---	---
Terphenyl-d14		106%	---	---	108		---	---	108		---		44	115	---	---	---	---	---	---		---	---	---		---		---	---	---

Conc = ug/L unless otherwise noted
C = QC Code, see Qualifer Sheet
Parent Result is reported down to MDL in order to allow Validation of this worksheet
The %R and RPD results are calculated from raw data values with more significant figures than are reported on this form.

Report Date: 10/12/2006
QC Batch Number: 15056

Pace Analytical Services, Inc.
1700 Elm Street, Suite 200
Minneapolis, MN 55414
Phone: (612)607-1700
Fax: (612)607-6444

October 09, 2006

Client Services
Pace Analytical Green Bay
1241 Bellevue Street
Suite 9
Green Bay, WI 54302

RE: Project: 876362 FOTH & VAN DYKE
Pace Project No.: 1039234

Dear Client Services:
Enclosed are the analytical results for sample(s) received by the laboratory on September 27, 2006. Results reported herein conform to the most current NELAC standards, where applicable, unless otherwise narrated in the body of the report.

If you have any questions concerning this report, please feel free to contact me.

Sincerely,

Jane Eilders

Jane Eilders

jane.eilders@pacelabs.com
Project Coordinator

Illinois Certification #: 200011
Iowa Certification #: 368
Minnesota Certification #: 027-053-137
Wisconsin Certification #: 999407970

Enclosures

This report shall not be reproduced, except in full,
without the written consent of Pace Analytical Services, Inc..

Pace Analytical Services, Inc.
1700 Elm Street, Suite 200
Minneapolis, MN 55414
Phone: (612)607-1700
Fax: (612)607-6444

SAMPLE SUMMARY

Project: 876362 FOTH & VAN DYKE
Pace Project No.: 1039234

Lab ID	Sample ID	Matrix	Date Collected	Date Received
876362001	MW-603-14-16' 10/10/06	Solid	09/19/06 00:00	09/27/06 08:55
876362002	SB-639-19-21'	Solid	09/19/06 00:00	09/27/06 08:55
876362003	KMW-6-4-9'	Solid	09/19/06 00:00	09/27/06 08:55
876362004	KMW-2-9-9.5'	Solid	09/19/06 00:00	09/27/06 08:55
876362005	KSB-7-4-5'	Solid	09/19/06 00:00	09/27/06 08:55
876362006	KSB-12-6-9'	Solid	09/19/06 00:00	09/27/06 08:55
876362007	SB-632-14-16'	Solid	09/19/06 00:00	09/27/06 08:55
876362008	SB-636-4-6'	Solid	09/19/06 00:00	09/27/06 08:55

This report shall not be reproduced, except in full,
without the written consent of Pace Analytical Services, Inc..

Pace Analytical Services, Inc.
1700 Elm Street, Suite 200
Minneapolis, MN 55414
Phone: (612)607-1700
Fax: (612)607-6444

SAMPLE ANALYTE COUNT

Project: 876362 FOTH & VAN DYKE
Pace Project No.: 1039234

Lab ID	Sample ID	Method	Analytes Reported
876362001	MW-603-14-16'	% Moisture	1
		EPA 6020	22
		EPA 7471	1
876362002	SB-639-19-21'	% Moisture	1
		EPA 6020	22
		EPA 7471	1
876362003	KMW-6-4-9'	% Moisture	1
		EPA 6020	22
		EPA 7471	1
876362004	KMW-2-9-9.5'	% Moisture	1
		EPA 6020	22
		EPA 7471	1
876362005	KSB-7-4-5'	% Moisture	1
		EPA 6020	22
		EPA 7471	1
876362006	KSB-12-6-9'	% Moisture	1
		EPA 6020	22
		EPA 7471	1
876362007	SB-632-14-16'	% Moisture	1
		EPA 6020	22
		EPA 7471	1
876362008	SB-636-4-6'	% Moisture	1
		EPA 6020	23
		EPA 7471	1

This report shall not be reproduced, except in full,
without the written consent of Pace Analytical Services, Inc..

Pace Analytical®
www.pacelabs.com

Pace Analytical Services, Inc.
1700 Elm Street, Suite 200
Minneapolis, MN 55414
Phone: (612)607-1700
Fax: (612)607-6444

ANALYTICAL RESULTS

Project: 876362 FOTH & VAN DYKE
Pace Project No.: 1039234

Sample: MW-603-14-16' **Lab ID: 876362001** Collected: 09/19/06 00:00 Received: 09/27/06 08:55 Matrix: Solid

Solid results reported on dry weight basis

Parameters	Results	Units	Report Limit	MDL	DF	Prepared	Analyzed	CAS No.	Qual
6020 MET ICPMS	Analytical Method: EPA 6020 Preparation Method: EPA 3020								
Aluminum	**2000**	mg/kg	59.5	29.7	250	10/02/06 00:00	10/05/06 01:52	7429-90-5	
Antimony	**0.13**	mg/kg	0.12	0.059	20	10/02/06 00:00	10/06/06 14:33	7440-36-0	B
Arsenic	**5.3**	mg/kg	0.12	0.059	20	10/02/06 00:00	10/06/06 14:33	7440-38-2	
Barium	**2.3**	mg/kg	0.12	0.059	20	10/02/06 00:00	10/06/06 14:33	7440-39-3	
Beryllium	**0.67**	mg/kg	0.24	0.12	20	10/02/06 00:00	10/06/06 14:33	7440-41-7	
Boron	**3.5**	mg/kg	2.4	1.2	20	10/02/06 00:00	10/06/06 14:33	7440-42-8	
Cadmium	ND	mg/kg	0.12	0.059	20	10/02/06 00:00	10/06/06 14:33	7440-43-9	
Chromium	**8.4**	mg/kg	0.59	0.30	20	10/02/06 00:00	10/06/06 14:33	7440-47-3	
Cobalt	**4.5**	mg/kg	0.12	0.059	20	10/02/06 00:00	10/06/06 14:33	7440-48-4	
Copper	**10.2**	mg/kg	0.48	0.24	20	10/02/06 00:00	10/06/06 14:33	7440-50-8	
Iron	**36600**	mg/kg	743	372	250	10/02/06 00:00	10/05/06 01:52	7439-89-6	
Lead	**1.2**	mg/kg	0.12	0.059	20	10/02/06 00:00	10/06/06 14:33	7439-92-1	
Lithium	**3.5**	mg/kg	0.12	0.059	20	10/02/06 00:00	10/06/06 14:33	7439-93-2	
Magnesium	**890**	mg/kg	5.9	3.0	20	10/02/06 00:00	10/06/06 14:33	7439-95-4	
Manganese	**98.2**	mg/kg	0.59	0.30	20	10/02/06 00:00	10/06/06 14:33	7439-96-5	
Molybdenum	**0.75**	mg/kg	0.12	0.059	20	10/02/06 00:00	10/06/06 14:33	7439-98-7	
Nickel	**11.3**	mg/kg	0.24	0.12	20	10/02/06 00:00	10/06/06 14:33	7440-02-0	
Selenium	ND	mg/kg	0.59	0.30	20	10/02/06 00:00	10/06/06 14:33	7782-49-2	
Silver	**0.23J**	mg/kg	0.24	0.12	20	10/02/06 00:00	10/06/06 14:33	7440-22-4	
Thallium	ND	mg/kg	0.12	0.059	20	10/02/06 00:00	10/06/06 14:33	7440-28-0	
Vanadium	**9.5**	mg/kg	2.4	1.2	20	10/02/06 00:00	10/06/06 14:33	7440-62-2	
Zinc	**6.1**	mg/kg	5.9	3.0	20	10/02/06 00:00	10/06/06 14:33	7440-66-6	
7471 Mercury	Analytical Method: EPA 7471 Preparation Method: EPA 7471								
Mercury	ND	mg/kg	0.022	0.011	1	10/02/06 00:00	10/03/06 09:22	7439-97-6	
	Analytical Method: % Moisture								
Percent Moisture	**21.4**	%	0.10	0.10	1		10/02/06 00:00		

Sample: SB-639-19-21' **Lab ID: 876362002** Collected: 09/19/06 00:00 Received: 09/27/06 08:55 Matrix: Solid

Solid results reported on dry weight basis

Parameters	Results	Units	Report Limit	MDL	DF	Prepared	Analyzed	CAS No.	Qual
6020 MET ICPMS	Analytical Method: EPA 6020 Preparation Method: EPA 3020								
Aluminum	**7010**	mg/kg	700	350	2500	10/02/06 00:00	10/06/06 15:10	7429-90-5	
Antimony	**0.45**	mg/kg	0.14	0.070	20	10/02/06 00:00	10/06/06 15:06	7440-36-0	B
Arsenic	**4.0**	mg/kg	0.14	0.070	20	10/02/06 00:00	10/06/06 15:06	7440-38-2	
Barium	**20.0**	mg/kg	0.14	0.070	20	10/02/06 00:00	10/06/06 15:06	7440-39-3	
Beryllium	**1.9**	mg/kg	0.28	0.14	20	10/02/06 00:00	10/06/06 15:06	7440-41-7	
Boron	**9.7**	mg/kg	2.8	1.4	20	10/02/06 00:00	10/06/06 15:06	7440-42-8	
Cadmium	ND	mg/kg	0.14	0.070	20	10/02/06 00:00	10/06/06 15:06	7440-43-9	
Chromium	**32.4**	mg/kg	0.70	0.35	20	10/02/06 00:00	10/06/06 15:06	7440-47-3	

This report shall not be reproduced, except in full,
without the written consent of Pace Analytical Services, Inc..

ACCREDITED IN ACCORDANCE WITH nelac

Pace Analytical Services, Inc.
1700 Elm Street, Suite 200
Minneapolis, MN 55414
Phone: (612)607-1700
Fax: (612)607-6444

ANALYTICAL RESULTS

Project: 876362 FOTH & VAN DYKE
Pace Project No.: 1039234

Sample: SB-639-19-21' **Lab ID: 876362002** Collected: 09/19/06 00:00 Received: 09/27/06 08:55 Matrix: Solid

Solid results reported on dry weight basis

Parameters	Results	Units	Report Limit	MDL	DF	Prepared	Analyzed	CAS No.	Qual
6020 MET ICPMS	Analytical Method: EPA 6020 Preparation Method: EPA 3020								
Cobalt	**11.0**	mg/kg	0.14	0.070	20	10/02/06 00:00	10/06/06 15:06	7440-48-4	
Copper	**33.8**	mg/kg	0.56	0.28	20	10/02/06 00:00	10/06/06 15:06	7440-50-8	
Iron	**118000**	mg/kg	8750	4380	2500	10/02/06 00:00	10/06/06 15:10	7439-89-6	
Lead	**6.6**	mg/kg	0.14	0.070	20	10/02/06 00:00	10/06/06 15:06	7439-92-1	
Lithium	**18.2**	mg/kg	0.14	0.070	20	10/02/06 00:00	10/06/06 15:06	7439-93-2	
Magnesium	**3590**	mg/kg	87.5	43.8	250	10/02/06 00:00	10/05/06 02:10	7439-95-4	
Manganese	**410**	mg/kg	8.8	4.4	250	10/02/06 00:00	10/05/06 02:10	7439-96-5	
Molybdenum	**2.9**	mg/kg	0.14	0.070	20	10/02/06 00:00	10/06/06 15:06	7439-98-7	
Nickel	**60.7**	mg/kg	0.28	0.14	20	10/02/06 00:00	10/06/06 15:06	7440-02-0	
Selenium	ND	mg/kg	0.70	0.35	20	10/02/06 00:00	10/06/06 15:06	7782-49-2	
Silver	**1.1**	mg/kg	0.28	0.14	20	10/02/06 00:00	10/06/06 15:06	7440-22-4	B
Thallium	ND	mg/kg	0.14	0.070	20	10/02/06 00:00	10/06/06 15:06	7440-28-0	
Vanadium	**33.7**	mg/kg	2.8	1.4	20	10/02/06 00:00	10/06/06 15:06	7440-62-2	
Zinc	**19.1**	mg/kg	7.0	3.5	20	10/02/06 00:00	10/06/06 15:06	7440-66-6	
7471 Mercury	Analytical Method: EPA 7471 Preparation Method: EPA 7471								
Mercury	**0.016J**	mg/kg	0.023	0.011	1	10/02/06 00:00	10/03/06 09:23	7439-97-6	
Dry Weight	Analytical Method: % Moisture								
Percent Moisture	**32.0**	%	0.10	0.10	1		10/02/06 00:00		

Sample: KMW-6-4-9' **Lab ID: 876362003** Collected: 09/19/06 00:00 Received: 09/27/06 08:55 Matrix: Solid

Solid results reported on dry weight basis

Parameters	Results	Units	Report Limit	MDL	DF	Prepared	Analyzed	CAS No.	Qual
6020 MET ICPMS	Analytical Method: EPA 6020 Preparation Method: EPA 3020								
Aluminum	**1340**	mg/kg	53.7	26.8	250	10/02/06 00:00	10/05/06 02:18	7429-90-5	
Antimony	**0.29**	mg/kg	0.11	0.054	20	10/02/06 00:00	10/06/06 15:14	7440-36-0	B
Arsenic	**9.4**	mg/kg	0.11	0.054	20	10/02/06 00:00	10/06/06 15:14	7440-38-2	
Barium	**3.2**	mg/kg	0.11	0.054	20	10/02/06 00:00	10/06/06 15:14	7440-39-3	
Beryllium	**0.37**	mg/kg	0.21	0.11	20	10/02/06 00:00	10/06/06 15:14	7440-41-7	
Boron	**1.8J**	mg/kg	2.1	1.1	20	10/02/06 00:00	10/06/06 15:14	7440-42-8	
Cadmium	ND	mg/kg	0.11	0.054	20	10/02/06 00:00	10/06/06 15:14	7440-43-9	
Chromium	**28.2**	mg/kg	0.54	0.27	20	10/02/06 00:00	10/06/06 15:14	7440-47-3	
Cobalt	**8.4**	mg/kg	0.11	0.054	20	10/02/06 00:00	10/06/06 15:14	7440-48-4	
Copper	**13.7**	mg/kg	0.43	0.21	20	10/02/06 00:00	10/06/06 15:14	7440-50-8	
Iron	**69700**	mg/kg	6710	3360	2500	10/02/06 00:00	10/06/06 15:18	7439-89-6	
Lead	**889**	mg/kg	1.3	0.67	250	10/02/06 00:00	10/05/06 02:18	7439-92-1	
Lithium	**2.2**	mg/kg	0.11	0.054	20	10/02/06 00:00	10/06/06 15:14	7439-93-2	
Magnesium	**983**	mg/kg	5.4	2.7	20	10/02/06 00:00	10/06/06 15:14	7439-95-4	
Manganese	**298**	mg/kg	6.7	3.4	250	10/02/06 00:00	10/05/06 02:18	7439-96-5	
Molybdenum	**2.1**	mg/kg	0.11	0.054	20	10/02/06 00:00	10/06/06 15:14	7439-98-7	

This report shall not be reproduced, except in full,
without the written consent of Pace Analytical Services, Inc..

Pace Analytical
www.pacelabs.com

Pace Analytical Services, Inc.
1700 Elm Street, Suite 200
Minneapolis, MN 55414
Phone: (612)607-1700
Fax: (612)607-6444

ANALYTICAL RESULTS

Project: 876362 FOTH & VAN DYKE
Pace Project No.: 1039234

Sample: KMW-6-4-9' **Lab ID: 876362003** Collected: 09/19/06 00:00 Received: 09/27/06 08:55 Matrix: Solid

Solid results reported on dry weight basis

Parameters	Results	Units	Report Limit	MDL	DF	Prepared	Analyzed	CAS No.	Qual
6020 MET ICPMS	Analytical Method: EPA 6020 Preparation Method: EPA 3020								
Nickel	**29.5**	mg/kg	0.21	0.11	20	10/02/06 00:00	10/06/06 15:14	7440-02-0	
Selenium	ND	mg/kg	0.54	0.27	20	10/02/06 00:00	10/06/06 15:14	7782-49-2	
Silver	**0.25**	mg/kg	0.21	0.11	20	10/02/06 00:00	10/06/06 15:14	7440-22-4	B
Thallium	ND	mg/kg	0.11	0.054	20	10/02/06 00:00	10/06/06 15:14	7440-28-0	
Vanadium	**12.2**	mg/kg	2.1	1.1	20	10/02/06 00:00	10/06/06 15:14	7440-62-2	
Zinc	**35.7**	mg/kg	5.4	2.7	20	10/02/06 00:00	10/06/06 15:14	7440-66-6	
7471 Mercury	Analytical Method: EPA 7471 Preparation Method: EPA 7471								
Mercury	**0.35**	mg/kg	0.021	0.010	1	10/02/06 00:00	10/03/06 09:24	7439-97-6	
Dry Weight	Analytical Method: % Moisture								
Percent Moisture	**6.9**	%	0.10	0.10	1		10/02/06 00:00		

Sample: KMW-2-9-9.5' **Lab ID: 876362004** Collected: 09/19/06 00:00 Received: 09/27/06 08:55 Matrix: Solid

Solid results reported on dry weight basis

Parameters	Results	Units	Report Limit	MDL	DF	Prepared	Analyzed	CAS No.	Qual
6020 MET ICPMS	Analytical Method: EPA 6020 Preparation Method: EPA 3020								
Aluminum	**7840**	mg/kg	525	263	2500	10/02/06 00:00	10/09/06 09:11	7429-90-5	
Antimony	**0.40**	mg/kg	0.11	0.053	20	10/02/06 00:00	10/06/06 15:22	7440-36-0	B
Arsenic	**8.9**	mg/kg	0.11	0.053	20	10/02/06 00:00	10/06/06 15:22	7440-38-2	
Barium	**39.4**	mg/kg	0.11	0.053	20	10/02/06 00:00	10/06/06 15:22	7440-39-3	
Beryllium	**0.33**	mg/kg	0.21	0.11	20	10/02/06 00:00	10/06/06 15:22	7440-41-7	
Boron	**3.6**	mg/kg	2.1	1.1	20	10/02/06 00:00	10/06/06 15:22	7440-42-8	
Cadmium	ND	mg/kg	0.11	0.053	20	10/02/06 00:00	10/06/06 15:22	7440-43-9	
Chromium	**28.6**	mg/kg	0.53	0.26	20	10/02/06 00:00	10/06/06 15:22	7440-47-3	
Cobalt	**7.3**	mg/kg	0.11	0.053	20	10/02/06 00:00	10/06/06 15:22	7440-48-4	
Copper	**21.0**	mg/kg	0.42	0.21	20	10/02/06 00:00	10/06/06 15:22	7440-50-8	
Iron	**17900**	mg/kg	657	328	250	10/02/06 00:00	10/05/06 02:49	7439-89-6	
Lead	**5.0**	mg/kg	0.11	0.053	20	10/02/06 00:00	10/06/06 15:22	7439-92-1	
Lithium	**7.8**	mg/kg	0.11	0.053	20	10/02/06 00:00	10/06/06 15:22	7439-93-2	
Magnesium	**2780**	mg/kg	65.7	32.8	250	10/02/06 00:00	10/05/06 02:49	7439-95-4	
Manganese	**191**	mg/kg	0.53	0.26	20	10/02/06 00:00	10/06/06 15:22	7439-96-5	
Molybdenum	**2.7**	mg/kg	0.11	0.053	20	10/02/06 00:00	10/06/06 15:22	7439-98-7	
Nickel	**27.8**	mg/kg	0.21	0.11	20	10/02/06 00:00	10/06/06 15:22	7440-02-0	
Selenium	ND	mg/kg	0.53	0.26	20	10/02/06 00:00	10/06/06 15:22	7782-49-2	
Silver	**0.24**	mg/kg	0.21	0.11	20	10/02/06 00:00	10/06/06 15:22	7440-22-4	B
Thallium	**0.056J**	mg/kg	0.11	0.053	20	10/02/06 00:00	10/06/06 15:22	7440-28-0	
Vanadium	**31.9**	mg/kg	2.1	1.1	20	10/02/06 00:00	10/06/06 15:22	7440-62-2	
Zinc	**28.8**	mg/kg	5.3	2.6	20	10/02/06 00:00	10/06/06 15:22	7440-66-6	

This report shall not be reproduced, except in full,
without the written consent of Pace Analytical Services, Inc..

nelac

Pace Analytical Services, Inc.
1700 Elm Street, Suite 200
Minneapolis, MN 55414
Phone: (612)607-1700
Fax: (612)607-6444

ANALYTICAL RESULTS

Project: 876362 FOTH & VAN DYKE
Pace Project No.: 1039234

Sample: KMW-2-9-9.5' **Lab ID: 876362004** Collected: 09/19/06 00:00 Received: 09/27/06 08:55 Matrix: Solid

Solid results reported on dry weight basis

Parameters	Results	Units	Report Limit	MDL	DF	Prepared	Analyzed	CAS No.	Qual
7471 Mercury	Analytical Method: EPA 7471 Preparation Method: EPA 7471								
Mercury	**0.074**	mg/kg	0.020	0.0098	1	10/02/06 00:00	10/03/06 09:26	7439-97-6	
Dry Weight	Analytical Method: % Moisture								
Percent Moisture	**10.2**	%	0.10	0.10	1		10/02/06 00:00		

Sample: KSB-7-4-5' **Lab ID: 876362005** Collected: 09/19/06 00:00 Received: 09/27/06 08:55 Matrix: Solid

Solid results reported on dry weight basis

Parameters	Results	Units	Report Limit	MDL	DF	Prepared	Analyzed	CAS No.	Qual
6020 MET ICPMS	Analytical Method: EPA 6020 Preparation Method: EPA 3020								
Aluminum	**16000**	mg/kg	492	246	2500	10/02/06 00:00	10/06/06 15:30	7429-90-5	
Antimony	**0.34**	mg/kg	0.098	0.049	20	10/02/06 00:00	10/06/06 15:26	7440-36-0	B
Arsenic	**23.7**	mg/kg	0.098	0.049	20	10/02/06 00:00	10/06/06 15:26	7440-38-2	
Barium	**92.3**	mg/kg	0.098	0.049	20	10/02/06 00:00	10/06/06 15:26	7440-39-3	
Beryllium	**0.70**	mg/kg	0.20	0.098	20	10/02/06 00:00	10/05/06 02:53	7440-41-7	
Boron	**13.1**	mg/kg	2.0	0.98	20	10/02/06 00:00	10/05/06 02:53	7440-42-8	
Cadmium	**0.63**	mg/kg	0.098	0.049	20	10/02/06 00:00	10/06/06 15:26	7440-43-9	
Chromium	**47.6**	mg/kg	0.49	0.25	20	10/02/06 00:00	10/05/06 02:53	7440-47-3	
Cobalt	**28.5**	mg/kg	0.098	0.049	20	10/02/06 00:00	10/06/06 15:26	7440-48-4	
Copper	**46.5**	mg/kg	0.39	0.20	20	10/02/06 00:00	10/06/06 15:26	7440-50-8	
Iron	**60300**	mg/kg	6150	3080	2500	10/02/06 00:00	10/06/06 15:30	7439-89-6	
Lead	**9.4**	mg/kg	0.098	0.049	20	10/02/06 00:00	10/06/06 15:26	7439-92-1	
Lithium	**18.4**	mg/kg	12.3	6.2	2500	10/02/06 00:00	10/06/06 15:30	7439-93-2	D3
Magnesium	**7590**	mg/kg	61.5	30.8	250	10/02/06 00:00	10/05/06 02:58	7439-95-4	
Manganese	**637**	mg/kg	6.2	3.1	250	10/02/06 00:00	10/05/06 02:58	7439-96-5	
Molybdenum	**9.6**	mg/kg	0.098	0.049	20	10/02/06 00:00	10/06/06 15:26	7439-98-7	
Nickel	**104**	mg/kg	0.20	0.098	20	10/02/06 00:00	10/06/06 15:26	7440-02-0	
Selenium	**0.35J**	mg/kg	0.49	0.25	20	10/02/06 00:00	10/06/06 15:26	7782-49-2	
Silver	**0.23**	mg/kg	0.20	0.098	20	10/02/06 00:00	10/06/06 15:26	7440-22-4	B
Thallium	**0.30**	mg/kg	0.098	0.049	20	10/02/06 00:00	10/06/06 15:26	7440-28-0	
Vanadium	**67.0**	mg/kg	2.0	0.98	20	10/02/06 00:00	10/05/06 02:53	7440-62-2	
Zinc	**153**	mg/kg	4.9	2.5	20	10/02/06 00:00	10/06/06 15:26	7440-66-6	
7471 Mercury	Analytical Method: EPA 7471 Preparation Method: EPA 7471								
Mercury	**0.10**	mg/kg	0.019	0.0096	1	10/02/06 00:00	10/03/06 09:27	7439-97-6	
Dry Weight	Analytical Method: % Moisture								
Percent Moisture	**10.9**	%	0.10	0.10	1		10/02/06 00:00		

This report shall not be reproduced, except in full,
without the written consent of Pace Analytical Services, Inc..

Pace Analytical
www.pacelabs.com

Pace Analytical Services, Inc.
1700 Elm Street, Suite 200
Minneapolis, MN 55414
Phone: (612)607-1700
Fax: (612)607-6444

ANALYTICAL RESULTS

Project: 876362 FOTH & VAN DYKE
Pace Project No.: 1039234

Sample: KSB-12-6-9' **Lab ID: 876362006** Collected: 09/19/06 00:00 Received: 09/27/06 08:55 Matrix: Solid

Solid results reported on dry weight basis

Parameters	Results	Units	Report Limit	MDL	DF	Prepared	Analyzed	CAS No.	Qual
6020 MET ICPMS	Analytical Method: EPA 6020 Preparation Method: EPA 3020								
Aluminum	**5170**	mg/kg	534	267	2500	10/02/06 00:00	10/06/06 16:13	7429-90-5	
Antimony	**0.33**	mg/kg	0.11	0.053	20	10/02/06 00:00	10/06/06 16:09	7440-36-0	B
Arsenic	**9.2**	mg/kg	0.11	0.053	20	10/02/06 00:00	10/06/06 16:09	7440-38-2	
Barium	**18.5**	mg/kg	0.11	0.053	20	10/02/06 00:00	10/06/06 16:09	7440-39-3	
Beryllium	**0.36**	mg/kg	0.21	0.11	20	10/02/06 00:00	10/06/06 16:09	7440-41-7	
Boron	**4.3**	mg/kg	2.1	1.1	20	10/02/06 00:00	10/06/06 16:09	7440-42-8	
Cadmium	ND	mg/kg	0.11	0.053	20	10/02/06 00:00	10/06/06 16:09	7440-43-9	
Chromium	**25.4**	mg/kg	0.53	0.27	20	10/02/06 00:00	10/06/06 16:09	7440-47-3	
Cobalt	**6.5**	mg/kg	0.11	0.053	20	10/02/06 00:00	10/06/06 16:09	7440-48-4	
Copper	**20.6**	mg/kg	0.43	0.21	20	10/02/06 00:00	10/06/06 16:09	7440-50-8	
Iron	**59100**	mg/kg	6670	3330	2500	10/02/06 00:00	10/06/06 16:13	7439-89-6	
Lead	**8.6**	mg/kg	0.11	0.053	20	10/02/06 00:00	10/06/06 16:09	7439-92-1	
Lithium	**7.2**	mg/kg	0.11	0.053	20	10/02/06 00:00	10/06/06 16:09	7439-93-2	
Magnesium	**2620**	mg/kg	5.3	2.7	20	10/02/06 00:00	10/06/06 16:09	7439-95-4	
Manganese	**323**	mg/kg	6.7	3.3	250	10/02/06 00:00	10/05/06 03:07	7439-96-5	
Molybdenum	**1.3**	mg/kg	0.11	0.053	20	10/02/06 00:00	10/06/06 16:09	7439-98-7	
Nickel	**17.7**	mg/kg	0.21	0.11	20	10/02/06 00:00	10/06/06 16:09	7440-02-0	
Selenium	ND	mg/kg	0.53	0.27	20	10/02/06 00:00	10/06/06 16:09	7782-49-2	
Silver	**0.98**	mg/kg	0.21	0.11	20	10/02/06 00:00	10/06/06 16:09	7440-22-4	B
Thallium	ND	mg/kg	0.11	0.053	20	10/02/06 00:00	10/06/06 16:09	7440-28-0	
Vanadium	**21.6**	mg/kg	2.1	1.1	20	10/02/06 00:00	10/06/06 16:09	7440-62-2	
Zinc	**20.7**	mg/kg	5.3	2.7	20	10/02/06 00:00	10/06/06 16:09	7440-66-6	
7471 Mercury	Analytical Method: EPA 7471 Preparation Method: EPA 7471								
Mercury	ND	mg/kg	0.021	0.010	1	10/02/06 00:00	10/03/06 09:28	7439-97-6	
Dry Weight	Analytical Method: % Moisture								
Percent Moisture	**7.2**	%	0.10	0.10	1		10/02/06 00:00		

Sample: SB-632-14-16' **Lab ID: 876362007** Collected: 09/19/06 00:00 Received: 09/27/06 08:55 Matrix: Solid

Solid results reported on dry weight basis

Parameters	Results	Units	Report Limit	MDL	DF	Prepared	Analyzed	CAS No.	Qual
6020 MET ICPMS	Analytical Method: EPA 6020 Preparation Method: EPA 3020								
Aluminum	**2750**	mg/kg	61.0	30.5	250	10/02/06 00:00	10/05/06 03:15	7429-90-5	
Antimony	**0.11J**	mg/kg	0.12	0.061	20	10/02/06 00:00	10/06/06 16:17	7440-36-0	
Arsenic	**0.92**	mg/kg	0.12	0.061	20	10/02/06 00:00	10/06/06 16:17	7440-38-2	
Barium	**3.6**	mg/kg	0.12	0.061	20	10/02/06 00:00	10/06/06 16:17	7440-39-3	
Beryllium	**0.65**	mg/kg	0.24	0.12	20	10/02/06 00:00	10/06/06 16:17	7440-41-7	
Boron	**2.5**	mg/kg	2.4	1.2	20	10/02/06 00:00	10/06/06 16:17	7440-42-8	
Cadmium	ND	mg/kg	0.12	0.061	20	10/02/06 00:00	10/06/06 16:17	7440-43-9	
Chromium	**10.6**	mg/kg	0.61	0.31	20	10/02/06 00:00	10/06/06 16:17	7440-47-3	

This report shall not be reproduced, except in full,
without the written consent of Pace Analytical Services, Inc..

ACCREDITED IN ACCORDANCE WITH nelac

Pace Analytical Services, Inc.
1700 Elm Street, Suite 200
Minneapolis, MN 55414
Phone: (612)607-1700
Fax: (612)607-6444

ANALYTICAL RESULTS

Project: 876362 FOTH & VAN DYKE
Pace Project No.: 1039234

Sample: SB-632-14-16' **Lab ID: 876362007** Collected: 09/19/06 00:00 Received: 09/27/06 08:55 Matrix: Solid

Solid results reported on dry weight basis

Parameters	Results	Units	Report Limit	MDL	DF	Prepared	Analyzed	CAS No.	Qual
6020 MET ICPMS	Analytical Method: EPA 6020 Preparation Method: EPA 3020								
Cobalt	**4.7**	mg/kg	0.12	0.061	20	10/02/06 00:00	10/06/06 16:17	7440-48-4	
Copper	**11.7**	mg/kg	0.49	0.24	20	10/02/06 00:00	10/06/06 16:17	7440-50-8	
Iron	**40800**	mg/kg	1530	763	500	10/02/06 00:00	10/06/06 16:21	7439-89-6	
Lead	**1.6**	mg/kg	0.12	0.061	20	10/02/06 00:00	10/06/06 16:17	7439-92-1	
Lithium	**5.8**	mg/kg	0.12	0.061	20	10/02/06 00:00	10/06/06 16:17	7439-93-2	
Magnesium	**1450**	mg/kg	6.1	3.1	20	10/02/06 00:00	10/06/06 16:17	7439-95-4	
Manganese	**211**	mg/kg	0.61	0.31	20	10/02/06 00:00	10/06/06 16:17	7439-96-5	
Molybdenum	**1.1**	mg/kg	0.12	0.061	20	10/02/06 00:00	10/06/06 16:17	7439-98-7	
Nickel	**19.2**	mg/kg	0.24	0.12	20	10/02/06 00:00	10/06/06 16:17	7440-02-0	
Selenium	ND	mg/kg	0.61	0.31	20	10/02/06 00:00	10/06/06 16:17	7782-49-2	
Silver	**0.29**	mg/kg	0.24	0.12	20	10/02/06 00:00	10/06/06 16:17	7440-22-4	B
Thallium	ND	mg/kg	0.12	0.061	20	10/02/06 00:00	10/06/06 16:17	7440-28-0	
Vanadium	**13.8**	mg/kg	2.4	1.2	20	10/02/06 00:00	10/06/06 16:17	7440-62-2	
Zinc	**11.1**	mg/kg	6.1	3.1	20	10/02/06 00:00	10/06/06 16:17	7440-66-6	
7471 Mercury	Analytical Method: EPA 7471 Preparation Method: EPA 7471								
Mercury	ND	mg/kg	0.023	0.012	1	10/02/06 00:00	10/03/06 09:30	7439-97-6	
Dry Weight	Analytical Method: % Moisture								
Percent Moisture	**23.4**	%	0.10	0.10	1		10/02/06 00:00		

Sample: SB-636-4-6' **Lab ID: 876362008** Collected: 09/19/06 00:00 Received: 09/27/06 08:55 Matrix: Solid

Solid results reported on dry weight basis

Parameters	Results	Units	Report Limit	MDL	DF	Prepared	Analyzed	CAS No.	Qual
6020 MET ICPMS	Analytical Method: EPA 6020 Preparation Method: EPA 3020								
Aluminum	**2780**	mg/kg	104	51.9	500	10/02/06 00:00	10/09/06 09:07	7429-90-5	
Antimony	**0.059J**	mg/kg	0.10	0.052	20	10/02/06 00:00	10/06/06 15:36	7440-36-0	
Arsenic	**1.0**	mg/kg	0.10	0.052	20	10/02/06 00:00	10/06/06 15:36	7440-38-2	
Barium	**4.3**	mg/kg	0.10	0.052	20	10/02/06 00:00	10/06/06 15:36	7440-39-3	
Beryllium	**0.43**	mg/kg	0.21	0.10	20	10/02/06 00:00	10/06/06 15:36	7440-41-7	
Boron	**1.3J**	mg/kg	2.1	1.0	20	10/02/06 00:00	10/06/06 15:36	7440-42-8	
Cadmium	ND	mg/kg	0.10	0.052	20	10/02/06 00:00	10/06/06 15:36	7440-43-9	
Chromium	**7.9**	mg/kg	0.52	0.26	20	10/02/06 00:00	10/06/06 15:36	7440-47-3	
Cobalt	**3.4**	mg/kg	0.10	0.052	20	10/02/06 00:00	10/06/06 15:36	7440-48-4	
Copper	**12.8**	mg/kg	0.42	0.21	20	10/02/06 00:00	10/06/06 15:36	7440-50-8	
Iron	**26800**	mg/kg	649	324	250	10/02/06 00:00	10/05/06 03:46	7439-89-6	
Lead	**1.3**	mg/kg	0.10	0.052	20	10/02/06 00:00	10/06/06 15:36	7439-92-1	
Lithium	**3.9**	mg/kg	0.10	0.052	20	10/02/06 00:00	10/06/06 15:36	7439-93-2	
Magnesium	**1300**	mg/kg	5.2	2.6	20	10/02/06 00:00	10/06/06 15:36	7439-95-4	
Manganese	**164**	mg/kg	0.52	0.26	20	10/02/06 00:00	10/06/06 15:36	7439-96-5	
Molybdenum	**0.79**	mg/kg	0.10	0.052	20	10/02/06 00:00	10/06/06 15:36	7439-98-7	

This report shall not be reproduced, except in full,
without the written consent of Pace Analytical Services, Inc..

Pace Analytical Services, Inc.
1700 Elm Street, Suite 200
Minneapolis, MN 55414
Phone: (612)607-1700
Fax: (612)607-6444

ANALYTICAL RESULTS

Project: 876362 FOTH & VAN DYKE
Pace Project No.: 1039234

Sample: SB-636-4-6' **Lab ID: 876362008** Collected: 09/19/06 00:00 Received: 09/27/06 08:55 Matrix: Solid

Solid results reported on dry weight basis

Parameters	Results	Units	Report Limit	MDL	DF	Prepared	Analyzed	CAS No.	Qual
6020 MET ICPMS	Analytical Method: EPA 6020 Preparation Method: EPA 3020								
Nickel	**7.5**	mg/kg	0.21	0.10	20	10/02/06 00:00	10/06/06 15:36	7440-02-0	
~~Potassium~~	~~**265**~~	~~mg/kg~~	~~51.9~~	~~26.0~~	~~20~~	~~10/02/06 00:00~~	~~10/06/06 15:36~~	~~7440-09-7~~	
Selenium	ND	mg/kg	0.52	0.26	20	10/02/06 00:00	10/06/06 15:36	7782-49-2	
Silver	**0.11J**	mg/kg	0.21	0.10	20	10/02/06 00:00	10/06/06 15:36	7440-22-4	
Thallium	ND	mg/kg	0.10	0.052	20	10/02/06 00:00	10/06/06 15:36	7440-28-0	
Vanadium	**10.2**	mg/kg	2.1	1.0	20	10/02/06 00:00	10/06/06 15:36	7440-62-2	
Zinc	**7.7**	mg/kg	5.2	2.6	20	10/02/06 00:00	10/06/06 15:36	7440-66-6	
7471 Mercury	Analytical Method: EPA 7471 Preparation Method: EPA 7471								
Mercury	ND	mg/kg	0.020	0.0099	1	10/02/06 00:00	10/03/06 09:34	7439-97-6	
Dry Weight	Analytical Method: % Moisture								
Percent Moisture	**5.6**	%	0.10	0.10	1		10/02/06 00:00		

10/10/06

This report shall not be reproduced, except in full,
without the written consent of Pace Analytical Services, Inc..

Pace Analytical Services, Inc.
1700 Elm Street, Suite 200
Minneapolis, MN 55414
Phone: (612)607-1700
Fax: (612)607-6444

QUALITY CONTROL DATA

Project: 876362 FOTH & VAN DYKE
Pace Project No.: 1039234

QC Batch: MPRP/7351 Analysis Method: EPA 6020
QC Batch Method: EPA 3020 Analysis Description: 6020 MET
Associated Lab Samples: 876362001, 876362002, 876362003, 876362004, 876362005, 876362006, 876362007, 876362008

METHOD BLANK: 265924
Associated Lab Samples: 876362001, 876362002, 876362003, 876362004, 876362005, 876362006, 876362007, 876362008

Parameter	Units	Blank Result	Reporting Limit	Qualifiers
Lithium	mg/kg	ND	0.10	
Beryllium	mg/kg	ND	0.20	
Silver	mg/kg	0.59	0.20	
Boron	mg/kg	ND	2.0	
Magnesium	mg/kg	ND	5.0	
Aluminum	mg/kg	ND	4.0	
Potassium	mg/kg	ND	50.0	
Vanadium	mg/kg	ND	2.0	
Chromium	mg/kg	ND	0.50	
Iron	mg/kg	ND	50.0	
Manganese	mg/kg	0.27J	0.50	
Cobalt	mg/kg	ND	0.10	
Nickel	mg/kg	ND	0.20	
Copper	mg/kg	ND	0.40	
Zinc	mg/kg	ND	5.0	
Arsenic	mg/kg	ND	0.10	
Selenium	mg/kg	ND	0.50	
Molybdenum	mg/kg	ND	0.10	
Cadmium	mg/kg	ND	0.10	
Antimony	mg/kg	0.11	0.10	
Barium	mg/kg	ND	0.10	
Thallium	mg/kg	ND	0.10	
Lead	mg/kg	ND	0.10	

LABORATORY CONTROL SAMPLE: 265925

Parameter	Units	Spike Conc.	LCS Result	LCS % Rec	% Rec Limits	Qualifiers
Beryllium	mg/kg	.4	0.40	100	75-125	
Lithium	mg/kg	.4	0.40	99	75-125	
Silver	mg/kg	.4	0.43	107	75-125	
Boron	mg/kg	.4	0.41	101	75-125	
Magnesium	mg/kg	5	4.9	98	75-125	
Aluminum	mg/kg	.4	0.42	106	75-125	
Potassium	mg/kg	5	4.8	95	75-125	
Vanadium	mg/kg	.4	0.40	101	75-125	
Chromium	mg/kg	.4	0.41	102	75-125	
Iron	mg/kg	5	5.5	109	75-125	
Manganese	mg/kg	.4	0.41	103	75-125	
Cobalt	mg/kg	.4	0.40	101	75-125	
Nickel	mg/kg	.4	0.40	100	75-125	
Copper	mg/kg	.4	0.40	99	75-125	

This report shall not be reproduced, except in full,
without the written consent of Pace Analytical Services, Inc..

Pace Analytical
www.pacelabs.com

Pace Analytical Services, Inc.
1700 Elm Street, Suite 200
Minneapolis, MN 55414
Phone: (612)607-1700
Fax: (612)607-6444

QUALITY CONTROL DATA

Project: 876362 FOTH & VAN DYKE
Pace Project No.: 1039234

LABORATORY CONTROL SAMPLE: 265925

Parameter	Units	Spike Conc.	LCS Result	LCS % Rec	% Rec Limits	Qualifiers
Zinc	mg/kg	.4	0.35	88	75-125	
Arsenic	mg/kg	.4	0.37	94	75-125	
Selenium	mg/kg	.8	0.72	90	75-125	
Molybdenum	mg/kg	.4	0.39	97	75-125	
Cadmium	mg/kg	.4	0.38	94	75-125	
Antimony	mg/kg	.4	0.40	100	75-125	
Barium	mg/kg	.4	0.39	97	75-125	
Thallium	mg/kg	.4	0.39	99	75-125	
Lead	mg/kg	.4	0.40	100	75-125	

MATRIX SPIKE & MATRIX SPIKE DUPLICATE: 265927 265928

Parameter	Units	876362001 Result	MS Spike Conc.	MSD Spike Conc.	MS Result	MSD Result	MS % Rec	MSD % Rec	% Rec Limits	RPD	Max RPD	Qual
Beryllium	mg/kg	0.67	22.8	23.3	24.2	25.1	104	105	75-125	4	20	
Lithium	mg/kg	3.5	22.8	23.3	28.0	29.2	108	110	75-125	5	20	
Silver	mg/kg	0.23J	22.8	23.3	12.9	24.1	56	102	75-125	60	20	M0,R1
Boron	mg/kg	3.5	22.8	23.3	23.7	26.7	89	99	75-125	12	20	
Magnesium	mg/kg	890	284	291	1400	1450	179	193	75-125	4	20	P6
Aluminum	mg/kg	2000	22.8	23.3	2310	2360	1380	1560	75-125	2	20	P6
Potassium	mg/kg	107	284	291	429	432	113	111	75-125	.7	20	
Vanadium	mg/kg	9.5	22.8	23.3	34.0	34.5	108	107	75-125	2	20	
Chromium	mg/kg	8.4	22.8	23.3	35.6	34.8	120	113	75-125	2	20	
Iron	mg/kg	36600	284	291	33600	35200	-1070	-471	75-125	5	20	P6
Manganese	mg/kg	98.2	22.8	23.3	138	139	174	173	75-125	.6	20	P6
Cobalt	mg/kg	4.5	22.8	23.3	28.2	29.5	104	107	75-125	5	20	
Nickel	mg/kg	11.3	22.8	23.3	36.2	37.3	110	111	75-125	3	20	
Copper	mg/kg	10.2	22.8	23.3	33.2	34.9	101	106	75-125	5	20	
Zinc	mg/kg	6.1	22.8	23.3	26.9	28.6	92	97	75-125	6	20	
Arsenic	mg/kg	5.3	22.8	23.3	27.5	28.7	97	100	75-125	4	20	
Selenium	mg/kg	ND	45.4	46.7	39.6	43.1	87	92	75-125	9	20	
Molybdenum	mg/kg	0.75	22.8	23.3	23.0	24.7	98	103	75-125	7	20	
Cadmium	mg/kg	ND	22.8	23.3	22.5	23.2	99	99	75-125	3	20	
Antimony	mg/kg	0.13	22.8	23.3	21.7	23.1	95	99	75-125	6	20	
Barium	mg/kg	2.3	22.8	23.3	25.2	26.7	101	105	75-125	6	20	
Thallium	mg/kg	ND	22.8	23.3	23.3	24.3	103	104	75-125	4	20	
Lead	mg/kg	1.2	22.8	23.3	24.4	25.5	102	104	75-125	4	20	

This report shall not be reproduced, except in full,
without the written consent of Pace Analytical Services, Inc..

ACCREDITED IN ACCORDANCE WITH nelac

Pace Analytical Services, Inc.
1700 Elm Street, Suite 200
Minneapolis, MN 55414
Phone: (612)607-1700
Fax: (612)607-6444

QUALITY CONTROL DATA

Project: 876362 FOTH & VAN DYKE
Pace Project No.: 1039234

QC Batch: MPRP/7353 Analysis Method: % Moisture
QC Batch Method: % Moisture Analysis Description: Dry Weight/Percent Moisture
Associated Lab Samples: 876362001, 876362002, 876362003, 876362004, 876362005, 876362006, 876362007, 876362008

METHOD BLANK: 265938
Associated Lab Samples: 876362001, 876362002, 876362003, 876362004, 876362005, 876362006, 876362007, 876362008

Parameter	Units	Blank Result	Reporting Limit	Qualifiers
Percent Moisture	%	ND	0.10	

SAMPLE DUPLICATE: 265939

Parameter	Units	876362001 Result	Dup Result	RPD	Max RPD	Qualifiers
Percent Moisture	%	21.4	21.5	.1	30	

SAMPLE DUPLICATE: 265940

Parameter	Units	1039294003 Result	Dup Result	RPD	Max RPD	Qualifiers
Percent Moisture	%	8.4	7.8	8	30	

This report shall not be reproduced, except in full,
without the written consent of Pace Analytical Services, Inc..

Pace Analytical Services, Inc.
1700 Elm Street, Suite 200
Minneapolis, MN 55414
Phone: (612)607-1700
Fax: (612)607-6444

QUALITY CONTROL DATA

Project: 876362 FOTH & VAN DYKE
Pace Project No.: 1039234

QC Batch: MERP/1303 Analysis Method: EPA 7471
QC Batch Method: EPA 7471 Analysis Description: 7471 Mercury
Associated Lab Samples: 876362001, 876362002, 876362003, 876362004, 876362005, 876362006, 876362007, 876362008

METHOD BLANK: 266151
Associated Lab Samples: 876362001, 876362002, 876362003, 876362004, 876362005, 876362006, 876362007, 876362008

Parameter	Units	Blank Result	Reporting Limit	Qualifiers
Mercury	mg/kg	ND	0.020	

LABORATORY CONTROL SAMPLE: 266152

Parameter	Units	Spike Conc.	LCS Result	LCS % Rec	% Rec Limits	Qualifiers
Mercury	mg/kg	.5	0.52	105	80-120	

MATRIX SPIKE & MATRIX SPIKE DUPLICATE: 266164 266165

Parameter	Units	1039253002 Result	MS Spike Conc.	MSD Spike Conc.	MS Result	MSD Result	MS % Rec	MSD % Rec	% Rec Limits	RPD	Max RPD	Qual
Mercury	mg/kg	0.13	.53	.51	0.74	0.80	116	132	80-120	8	20	M0

SAMPLE DUPLICATE: 266163

Parameter	Units	1039311001 Result	Dup Result	RPD	Max RPD	Qualifiers
Mercury	mg/kg	0.95	1.2	20	30	

This report shall not be reproduced, except in full,
without the written consent of Pace Analytical Services, Inc..

Pace Analytical Services, Inc.
1700 Elm Street, Suite 200
Minneapolis, MN 55414
Phone: (612)607-1700
Fax: (612)607-6444

QUALIFIERS

Project: 876362 FOTH & VAN DYKE
Pace Project No.: 1039234

DEFINITIONS

DF - Dilution Factor, if reported, represents the factor applied to the reported data due to changes in sample preparation, dilution of the sample aliquot, or moisture content.

ND - Not Detected at or above adjusted reporting limit.

J - Estimated concentration above the adjusted method detection limit and below the adjusted reporting limit.

MDL - Adjusted Method Detection Limit.

S - Surrogate

1,2-Diphenylhydrazine (8270 listed analyte) decomposes to Azobenzene.

Consistent with EPA guidelines, unrounded data are displayed and have been used to calculate % recovery and RPD values.

LCS(D) - Laboratory Control Sample (Duplicate)

MS(D) - Matrix Spike (Duplicate)

DUP - Sample Duplicate

RPD - Relative Percent Difference

NC - Not Calculable.

ANALYTE QUALIFIERS

B	Analyte was detected in the associated method blank.
D3	Sample was diluted due to the presence of high levels of non-target analytes or other matrix interference.
M0	Matrix spike recovery was outside laboratory control limits.
P6	Matrix spike recovery was outside laboratory control limits due to a parent sample concentration notably higher than the spike level.
R1	RPD value was outside control limits.

This report shall not be reproduced, except in full,
without the written consent of Pace Analytical Services, Inc..

Sample Condition Upon Receipt

Pace Analytical

Client Name: Pace WI Project #: 1039234

Courier: ☐ Fed Ex ☑ UPS ☐ USPS ☐ Client ☐ Commercial ☐ Pace Other _____

Tracking #: 1Z 90E 6F3 03 5193 2260

Optional Proj. Due Date:
Proj. Name:

Custody Seal on Cooler/Box Present: ☐ yes ☑ no Seals intact: ☐ yes ☐ no

Packing Material: ☐ Bubble Wrap ☑ Bubble Bags ☐ None ☐ Other _____

Thermometer Used 230194010 Type of Ice: (Wet) Blue None ☑ Samples on ice, cooling process has begun

Cooler Temperature 1-3° Biological Tissue is Frozen: Yes No

Date and Initials of person examining contents: CL 9/27/06

Temp should be above freezing to 6°C

		Comments:
Chain of Custody Present:	☐Yes ☑No ☐N/A	1.
Chain of Custody Filled Out:	☐Yes ☐No ☐N/A	2.
Chain of Custody Relinquished:	☐Yes ☐No ☐N/A	3.
Sampler Name & Signature on COC:	☐Yes ☐No ☐N/A	4.
Samples Arrived within Hold Time:	☐Yes ☐No ☐N/A	5.
Short Hold Time Analysis (<72hr):	☐Yes ☐No ☐N/A	6.
Rush Turn Around Time Requested:	☐Yes ☐No ☐N/A	7.
Sufficient Volume:	☐Yes ☐No ☐N/A	8.
Correct Containers Used:	☐Yes ☐No ☐N/A	9.
-Pace Containers Used:	☐Yes ☐No ☐N/A	
Containers Intact:	☐Yes ☐No ☐N/A	10.
Filtered volume received for Dissolved tests	☐Yes ☐No ☐N/A	11.
Sample Labels match COC: -Includes date/time/ID/Analysis Matrix: _____	☐Yes ☐No ☐N/A	12.
All containers needing preservation have been checked.	☐Yes ☐No ☐N/A	13.
All containers needing preservation are found to be in compliance with EPA recommendation.	☐Yes ☐No ☐N/A	
exceptions: VOA, coliform, TOC, O&G, WI-DRO (water)	☐Yes ☐No	Initial when completed / Lot # of added preservative
Samples checked for dechlorination:	☐Yes ☐No ☐N/A	14.
Headspace in VOA Vials (>6mm):	☐Yes ☐No ☐N/A	15.
Trip Blank Present:	☐Yes ☐No ☐N/A	16.
Trip Blank Custody Seals Present	☐Yes ☐No ☐N/A	
Pace Trip Blank Lot # (if purchased): _____		

Client Notification/ Resolution: Field Data Required? Y / N

Person Contacted: Tod Nollemeyer Date/Time: 10/2/06 11:02

Comments/ Resolution: Spoke with Tod because we don't run Li 6010- He said to go ahead and run 6020.

Project Manager Review: Jim Elder Date: 10/2/06

Note: Whenever there is a discrepancy affecting North Carolina compliance samples, a copy of this form will be sent to the North Carolina DEHNR Certification Office (i.e out of hold, incorrect preservative, out of temp, incorrect containers)

F-ALL-C003rev.3, 11September2006

Sample Condition Upon Receipt

Pace Analytical

Client Name: Foth + Van Dyke Project # 876362

Courier: ☐ Fed Ex ☐ UPS ☐ USPS ☑ Client ☐ Commercial ☐ Pace Other _____

Tracking #: _____

Optional
Proj. Due Date:
Proj. Name:

Custody Seal on Cooler/Box Present: ☐ yes ☑ no Seals intact: ☐ yes ☐ no

Packing Material: ☐ Bubble Wrap ☑ Bubble Bags ☐ None ☐ Other _____

Thermometer Used: JB Type of Ice: (Wet) Blue None ☑ Samples on ice, cooling process has begun

Cooler Temperature: 4.0°c Biological Tissue is Frozen: Yes No

Date and Initials of person examining contents: 9-21-06 GD

Temp should be above freezing to 6°C Comments: VD 9/21/06

				Comments
Chain of Custody Present:	☑Yes	☐No	☐N/A	1.
Chain of Custody Filled Out:	☑Yes	☐No	☐N/A	2.
Chain of Custody Relinquished:	☑Yes	☑No GD	☐N/A	3.
Sampler Name & Signature on COC:	☐Yes	☑No	☐N/A	4.
Samples Arrived within Hold Time:	☑Yes	☐No	☐N/A	5.
Short Hold Time Analysis (<72hr):	☐Yes	☑No	☐N/A	6.
Rush Turn Around Time Requested:	☐Yes	☐No	☑N/A	7.
Sufficient Volume:	☑Yes	☐No	☐N/A	8.
Correct Containers Used:	☑Yes	☐No	☐N/A	9.
-Pace Containers Used:	☑Yes	☐No	☐N/A	
Containers Intact:	☑Yes	☐No	☐N/A	10.
Filtered volume received for Dissolved tests	☐Yes	☐No	☑N/A	11.
Sample Labels match COC:	☑Yes	☐No	☐N/A	12.
-Includes date/time/ID/Analysis Matrix: S				
All containers needing preservation have been checked.	☐Yes	☐No	☑N/A	13.
All containers needing preservation are found to be in compliance with EPA recommendation.	☐Yes	☐No	☑N/A	
exceptions: VOA, coliform, TOC, O&G, WI-DRO (water)	☐Yes	☐No		Initial when completed / Lot # of added preservative
Samples checked for dechlorination:	☐Yes	☐No	☑N/A	14.
Headspace in VOA Vials (>6mm):	☐Yes	☐No	☑N/A	15.
Trip Blank Present:	☐Yes	☑No	☐N/A	16.
Trip Blank Custody Seals Present	☐Yes	☐No	☑N/A	
Pace Trip Blank Lot # (if purchased): _____				

Client Notification/ Resolution: Field Data Required? Y / N

Person Contacted: _____ Date/Time: _____

Comments/ Resolution: _____

Project Manager Review: AH for TN **Date:** 10/18/06

Note: Whenever there is a discrepancy affecting North Carolina compliance samples, a copy of this form will be sent to the North Carolina DEHNR Certification Office (i.e out of hold, incorrect preservative, out of temp, incorrect containers)

Pace Analytical®

CHAIN-OF-CUSTODY / Analytical Request Document

The Chain-of-Custody is a LEGAL DOCUMENT. All relevant fields must be completed accurately.

VLS

Page: of 0953062

Section A Required Client Information:

Company: Foth + Van Dyke
Address: 2737 S. Ridge Rd, Green Bay WI 54307
Email To: JKesy@foth.com
Phone: 920 494-7500 Fax: 920 494-8516
Requested Due Date/TAT:

Section B Required Project Information:

Report To: J. Kesy
Copy To:
Purchase Order No.:
Project Name: REMC - Eagle South
Project Number: 06W003

Section C Invoice Information:

Attention: J. Kesy
Company Name:
Address: Same
Pace Quote Reference:
Pace Project Manager:
Pace Profile #:

REGULATORY AGENCY: ☐ NPDES ☐ GROUND WATER ☐ DRINKING WATER ☐ UST ☐ RCRA ☒ Other

SITE LOCATION: ☐GA ☐IL ☐IN ☒MI ☐MN ☐NC ☐OH ☐SC ☐WI ☐OTHER

Section D Required Client Information

SAMPLE ID — One Character per box. (A-Z, 0-9 / .-) Samples IDs MUST BE UNIQUE

Valid Matrix Codes: DRINKING WATER DW; WATER WT; WASTE WATER WW; PRODUCT P; SOIL/SOLID SL; OIL OL; WIPE WP; AIR AR; OTHER OT; TISSUE TS

ITEM #	SAMPLE ID	MATRIX CODE	SAMPLE TYPE G=GRAB C=COMP	COMPOSITE START DATE	COMPOSITE START TIME	COMPOSITE END/GRAB DATE	COMPOSITE END/GRAB TIME	SAMPLE TEMP AT COLLECTION	# OF CONTAINERS	Unpreserved	H_2SO_4	HNO_3	HCl	NaOH	$Na_2S_2O_3$	Methanol	Other	Residual Chlorine (Y/N)	Pace Project Number Lab I.D
1	MW-603-14-16'	SL	C			9/19/06	12:30		2		4oz	Amber							001
2	SB639-19-21'	SL	C			9/19/06	09:40		2										002
3	KMW-6-4-9'	SL	C			9/19/06	15:00		2										003
4	KMW-2-9-9.5'	SL	C			9/19/06	10:15		9							2	22		004
5	KSB-7-4-5'	SL	C			9/19/06	11:30		9							2	22		005
6	KSB-12-6-9'	SL	C			9/19/06	12:40		2		4oz	Amber							006
7	SB632-14-16'	SL	C			9/19/06	15:20		2										007
8	SB636-4-6'	SL	C			9/19/06	12:30		2										008
9																			
10																			
11																			
12																			

Requested Analysis: VOCs; SVOCs; RCRA Metals; Total Metals; PH; Flashpoint; Sulfide; Reactivity; PAH

Filtered (Y/N)

Additional Comments:

#004-005 Bottle Order

RELINQUISHED BY / AFFILIATION	DATE	TIME	ACCEPTED BY / AFFILIATION	DATE	TIME
REM / FVD	9/20/06	730	[illegible]	9-20-06	0730
[illegible]	9-20	0900	[illegible]	9/20/06	0900

SAMPLE CONDITION

Temp in °C	Received on Ice	Custody Sealed Cooler	Samples Intact
	Y/N	Y/N	Y/N
4.0	Y/N	Y/N	Y/N
	Y/N	Y/N	Y/N
	Y/N	Y/N	Y/N

SAMPLER NAME AND SIGNATURE

PRINT Name of SAMPLER:

SIGNATURE of SAMPLER: DATE Signed (MM / DD / YY)

Pace Analytical®

CHAIN-OF-CUSTODY / Analytical Request Document

The Chain-of-Custody is a LEGAL DOCUMENT. All relevant fields must be completed accurately.

Page: of 1

0953062

Section A Required Client Information:	Section B Required Project Information:	Section C Invoice Information:
Company: T. Thomas Van Dyke Co.	Report To: J. Kesy	Attention: J. Kesy
Address: 4325 S. Ridge Rd Green Bay, WI 54307	Copy To:	Company Name:
		Address: Same
Email To: Tkesy@tvdh.com	Purchase Order No.:	Pace Quote Reference:
Phone: 920-499-7500 Fax: 920-499-5916	Project Name: REMC - Eagle South	Pace Project Manager:
Requested Due Date/TAT:	Project Number: 0GW003	Pace Profile #:

REGULATORY AGENCY

☐ NPDES ☐ GROUND WATER ☐ DRINKING WATER
☐ UST ☐ RCRA ☐ Other_____

SITE LOCATION ☐GA ☐IL ☐IN ☒MI ☐MN ☐NC ☐OH ☐SC ☐WI ☐OTHER _____

Section D Required Client Information

SAMPLE ID

One Character per box. (A-Z, 0-9 / .-) Samples IDs MUST BE UNIQUE

Valid Matrix Codes

MATRIX	CODE
DRINKING WATER	DW
WATER	WT
WASTE WATER	WW
PRODUCT	P
SOIL/SOLID	SL
OIL	OL
WIPE	WP
AIR	AR
OTHER	OT
TISSUE	TS

ITEM #	SAMPLE ID	MATRIX CODE	SAMPLE TYPE G=GRAB C=COMP	COMPOSITE START DATE	COMPOSITE START TIME	COMPOSITE END/GRAB DATE	COMPOSITE END/GRAB TIME	SAMPLE TEMP AT COLLECTION	# OF CONTAINERS	Unpreserved	H_2SO_4	HNO_3	HCl	NaOH	$Na_2S_2O_3$	Methanol	Other	Analysis: VOC	Analysis:	Analysis:	Analysis:	Analysis:	Analysis:	Analysis:	Analysis:	Residual Chlorine (Y/N)	Pace Project Number / Lab I.D
1	[illegible]	SL	C			9/19/06	12:30		2									X	X	X	X						
2	[illegible]	SL	C			[illegible]	[illegible]		2									X	X	X	X						
3	[illegible]	SL	C			[illegible]	[illegible]		2									X	X	X	X						
4	[illegible]	SL	C			[illegible]	[illegible]		9							2		22	X	X	X	X	X	X	X		
5	KSB-7-4-5	SL	C			[illegible]	11:30		9							4		22	X	X	X	X	X	X	X		
6	KSB-12-6-9	SL	C			[illegible]	12:41		2										X	X	X	X					
7	[illegible]	SL	C			[illegible]	[illegible]		2										X	X	X	X					
8	[illegible]	SL	C			[illegible]	[illegible]		2										X	X	X	X					
9																											
10																											
11																											
12																											

Additional Comments:

RELINQUISHED BY / AFFILIATION	DATE	TIME	ACCEPTED BY / AFFILIATION	DATE	TIME
[illegible]	9/20/06	1120	[illegible]	9-20-06	0730
[illegible]	9/20/06	0900	[illegible]	9/20/06	0900

SAMPLE CONDITION

Temp in °C	Received on Ice Y/N	Custody Sealed Cooler Y/N	Samples Intact Y/N
	Y/N	Y/N	Y/N
	Y/N	Y/N	Y/N
	Y/N	Y/N	Y/N

SAMPLER NAME AND SIGNATURE

PRINT Name of SAMPLER:

SIGNATURE of SAMPLER: DATE Signed (MM / DD / YY)

SEE REVERSE SIDE FOR INSTRUCTIONS

Batch No. 876363

Pace Analytical®
www.pacelabs.com

Pace Analytical Services, Inc.
1241 Bellevue Street, Suite 9
Green Bay, WI 54302
Phone: 920.469.2436
Fax: 920.469.8827

October 18, 2006

Janis Kesy
Foth & Van Dyke
2737 South Ridge Road
Green Bay, WI 54304

Dear Ms. Kesy:

Enclosed is a report for the analysis of environmental samples and associated QC samples for the Eagle South project (06W003). The samples were assigned to batch number 876363 for laboratory tracking purposes.

A table of the results has also been sent to you via e-mail.

If you have any questions regarding this data please call me at (608) 232-3300 ext. 302.

Sincerely,

Alec Klu for Tod N.

Tod Noltemeyer
Project Manager

Pace Analytical®

1241 Bellevue Street, Suite 9
Green Bay, WI 54302
920-469-2436, Fax: 920-469-8827

Analytical Report Number: 876363

Client: FOTH & VAN DYKE

Lab Contact: Tod Noltemeyer

Project Name: KEMC-EAGLE SOUTH

Project Number: 06W003

Lab Sample Number	Field ID	Matrix	Collection Date
876363-001	KSB-6-0-1.6'	SOIL	09/18/06 16:30
876363-002	KMW-1-3-4'	SOIL	09/18/06 18:10
876363-003	KSB-5-5.7-8.5'	SOIL	09/18/06 15:15
876363-004	SB-634-14-16'	SOIL	09/18/06 17:30
876363-005	SB-633-5-7'	SOIL	09/18/06 13:00

I certify that the data contained in this Final Report has been generated and reviewed in accordance with approved methods and Laboratory Standard Operating Procedure. Exceptions, if any, are discussed in the accompanying sample comments. Release of this final report is authorized by Laboratory management, as is verified by the following signature. This report shall not be reproduced, except in full, without the written consent of Pace Analytical Services, Inc. The sample results relate only to the analytes of interest tested.

Alec Ellin for Tod N. — Approval Signature

10/23/06 — Date

Pace Analytical Services, Inc.

1241 Bellevue Street
Green Bay, WI 54302
920-469-2436

Analytical Report Number: 876363

Client : FOTH & VAN DYKE
Project Name : KEMC-EAGLE SOUTH
Project Number : 06W003
Field ID : KSB-6-0-1.6'

Matrix Type : SOIL
Collection Date : 09/18/06
Report Date : 10/19/06
Lab Sample Number : 876363-001

INORGANICS

Test	Result		MDL	EQL	Dil.	Units	Code	Anl Date	Prep Method	Anl Method
Leach Date - Conventionals	DONE				1			09/26/06	SW846 1311	
Leach Date - Volatiles	DONE				1			09/27/06	SW846 1312	SW846 1312
Aluminum	INCL.									
Antimony	INCL.									
Arsenic	INCL.									
Arsenic - TCLP	0.038	U	0.038	1.0	1	mg/L		09/30/06	SW846 3010A	SW846 6010B
Barium	INCL.									
Barium - TCLP	0.77	B	0.0050	1.0	1	mg/L		09/30/06	SW846 3010A	SW846 6010B
Beryllium	INCL.									
Boron	INCL.									
Cadmium	INCL.									
Cadmium - TCLP	0.0045	B	0.0037	0.25	1	mg/L		09/30/06	SW846 3010A	SW846 6010B
Chromium	INCL.									
Chromium - TCLP	0.0066	U	0.0066	0.25	1	mg/L		09/30/06	SW846 3010A	SW846 6010B
Cobalt	INCL.									
Copper	INCL.									
Iron	INCL.									
Lead	INCL.									
Lead - TCLP	0.033	B	0.017	1.0	1	mg/L		09/30/06	SW846 3010A	SW846 6010B
Lithium	INCL.									
Magnesium	INCL.									
Manganese	INCL.									
Mercury	INCL.									
Mercury - TCLP	0.029	U	0.029	0.080	1	mg/L		09/28/06	SW846 7470A	SW846 7470A
Molybdenum	INCL.									
Nickel	INCL.									
Selenium	INCL.									
Selenium - TCLP	0.042	U	0.042	1.0	1	mg/L		09/30/06	SW846 3010A	SW846 6010B
Silver	INCL.									
Silver - TCLP	0.013	U	0.013	0.25	1	mg/L		09/30/06	SW846 3010A	SW846 6010B
Thallium	INCL.									
Vanadium	INCL.									
Zinc	INCL.									
Cyanide, Total	0.16	U	0.16	0.32	1	mg/kg		09/27/06	SW846 9012A	SW846 9012A
Percent Solids	90.0		—	—	1	%		09/25/06	SM M2540G	SM M2540G
pH, Laboratory	6.9		0.10	0.10	1	su		09/28/06	SW846 9045C	SW846 9045C

VOLATILES

Prep Date: 09/27/06

Analyte	Result		MDL	EQL	Dil.	Units	Code	Anal Date	Prep Method	Anl Method
1,1,1,2-Tetrachloroethane	16	U	16	56	50	ug/Kg		09/27/06	SW846 5030B	SW846 8260B
1,1,1-Trichloroethane	10	U	10	56	50	ug/Kg		09/27/06	SW846 5030B	SW846 8260B
1,1,2,2-Tetrachloroethane	14	U	14	56	50	ug/Kg		09/27/06	SW846 5030B	SW846 8260B
1,1,2-Trichloroethane	22	U	22	56	50	ug/Kg		09/27/06	SW846 5030B	SW846 8260B
1,1-Dichloroethane	7.3	U	7.3	56	50	ug/Kg		09/27/06	SW846 5030B	SW846 8260B
1,1-Dichloroethene	17	U	17	56	50	ug/Kg		09/27/06	SW846 5030B	SW846 8260B
1,1-Dichloropropene	26	U	26	56	50	ug/Kg		09/27/06	SW846 5030B	SW846 8260B

All soil results are reported on a dry weight basis unless otherwise noted.

Pace Analytical Services, Inc.

1241 Bellevue Street
Green Bay, WI 54302
920-469-2436

Analytical Report Number: 876363

Client : FOTH & VAN DYKE
Project Name : KEMC-EAGLE SOUTH
Project Number : 06W003
Field ID : KSB-6-0-1.6'

Matrix Type : SOIL
Collection Date : 09/18/06
Report Date : 10/19/06
Lab Sample Number : 876363-001

VOLATILES

Prep Date: 09/27/06

Analyte	Result		MDL	EQL	Dil.	Units	Code	Anal Date	Prep Method	Anl Method
1,2,3-Trichlorobenzene	19	U	19	56	50	ug/Kg		09/27/06	SW846 5030B	SW846 8260B
1,2,3-Trichloropropane	19	U	19	56	50	ug/Kg		09/27/06	SW846 5030B	SW846 8260B
1,2,4-Trichlorobenzene	19	U	19	56	50	ug/Kg		09/27/06	SW846 5030B	SW846 8260B
1,2,4-Trimethylbenzene	21	U	21	56	50	ug/Kg		09/27/06	SW846 5030B	SW846 8260B
1,2-Dibromo-3-chloropropane	91	U	91	110	50	ug/Kg		09/27/06	SW846 5030B	SW846 8260B
1,2-Dibromoethane	16	U	16	56	50	ug/Kg		09/27/06	SW846 5030B	SW846 8260B
1,2-Dichlorobenzene	49	U	49	56	50	ug/Kg		09/27/06	SW846 5030B	SW846 8260B
1,2-Dichloroethane	15	U	15	56	50	ug/Kg		09/27/06	SW846 5030B	SW846 8260B
1,2-Dichloropropane	9.4	U	9.4	56	50	ug/Kg		09/27/06	SW846 5030B	SW846 8260B
1,3,5-Trimethylbenzene	10	U	10	56	50	ug/Kg		09/27/06	SW846 5030B	SW846 8260B
1,3-Dichlorobenzene	14	U	14	56	50	ug/Kg		09/27/06	SW846 5030B	SW846 8260B
1,3-Dichloropropane	18	U	18	56	50	ug/Kg		09/27/06	SW846 5030B	SW846 8260B
1,4-Dichlorobenzene	21	U	21	56	50	ug/Kg		09/27/06	SW846 5030B	SW846 8260B
2,2-Dichloropropane	11	U	11	56	50	ug/Kg		09/27/06	SW846 5030B	SW846 8260B
2-Chlorotoluene	15	U	15	56	50	ug/Kg		09/27/06	SW846 5030B	SW846 8260B
4-Chlorotoluene	19	U	19	56	50	ug/Kg		09/27/06	SW846 5030B	SW846 8260B
Benzene	12	U	12	56	50	ug/Kg		09/27/06	SW846 5030B	SW846 8260B
Bromobenzene	16	U	16	56	50	ug/Kg		09/27/06	SW846 5030B	SW846 8260B
Bromochloromethane	17	U	17	56	50	ug/Kg		09/27/06	SW846 5030B	SW846 8260B
Bromodichloromethane	10	U	10	56	50	ug/Kg		09/27/06	SW846 5030B	SW846 8260B
Bromoform	29	U	29	56	50	ug/Kg		09/27/06	SW846 5030B	SW846 8260B
Bromomethane	25	U	25	56	50	ug/Kg		09/27/06	SW846 5030B	SW846 8260B
Carbon Tetrachloride	11	U	11	56	50	ug/Kg		09/27/06	SW846 5030B	SW846 8260B
Chlorobenzene	9.1	U	9.1	56	50	ug/Kg		09/27/06	SW846 5030B	SW846 8260B
Chlorodibromomethane	12	U	12	56	50	ug/Kg		09/27/06	SW846 5030B	SW846 8260B
Chloroethane	25	U	25	56	50	ug/Kg		09/27/06	SW846 5030B	SW846 8260B
Chloroform	8.0	U	8.0	56	50	ug/Kg		09/27/06	SW846 5030B	SW846 8260B
Chloromethane	11	U	11	56	50	ug/Kg		09/27/06	SW846 5030B	SW846 8260B
cis-1,2-Dichloroethene	9.2	U	9.2	56	50	ug/Kg		09/27/06	SW846 5030B	SW846 8260B
cis-1,3-Dichloropropene	11	U	11	56	50	ug/Kg		09/27/06	SW846 5030B	SW846 8260B
Dibromomethane	11	U	11	56	50	ug/Kg		09/27/06	SW846 5030B	SW846 8260B
Dichlorodifluoromethane	9.2	U	9.2	56	50	ug/Kg		09/27/06	SW846 5030B	SW846 8260B
Diisopropyl Ether	7.6	U	7.6	56	50	ug/Kg		09/27/06	SW846 5030B	SW846 8260B
Ethylbenzene	11	U	11	56	50	ug/Kg		09/27/06	SW846 5030B	SW846 8260B
Fluorotrichloromethane	9.0	U	9.0	56	50	ug/Kg		09/27/06	SW846 5030B	SW846 8260B
Hexachlorobutadiene	29	U	29	56	50	ug/Kg		09/27/06	SW846 5030B	SW846 8260B
Isopropylbenzene	6.1	U	6.1	56	50	ug/Kg		09/27/06	SW846 5030B	SW846 8260B
Methylene Chloride	62		9.1	56	50	ug/Kg		09/27/06	SW846 5030B	SW846 8260B
Methyl-tert-butyl-ether	10	U	10	56	50	ug/Kg		09/27/06	SW846 5030B	SW846 8260B
Naphthalene	17	U	17	56	50	ug/Kg		09/27/06	SW846 5030B	SW846 8260B
n-Butylbenzene	45	U	45	56	50	ug/Kg		09/27/06	SW846 5030B	SW846 8260B
n-Propylbenzene	11	U	11	56	50	ug/Kg		09/27/06	SW846 5030B	SW846 8260B
p-Isopropyltoluene	22	U	22	56	50	ug/Kg		09/27/06	SW846 5030B	SW846 8260B
s-Butylbenzene	8.9	U	8.9	56	50	ug/Kg		09/27/06	SW846 5030B	SW846 8260B
Styrene	13	U	13	56	50	ug/Kg		09/27/06	SW846 5030B	SW846 8260B
t-Butylbenzene	14	U	14	56	50	ug/Kg		09/27/06	SW846 5030B	SW846 8260B
Tetrachloroethene	12	U	12	56	50	ug/Kg		09/27/06	SW846 5030B	SW846 8260B
Toluene	8.5	U	8.5	56	50	ug/Kg		09/27/06	SW846 5030B	SW846 8260B

All soil results are reported on a dry weight basis unless otherwise noted.

Pace Analytical Services, Inc.

1241 Bellevue Street
Green Bay, WI 54302
920-469-2436

Analytical Report Number: 876363

Client : FOTH & VAN DYKE
Project Name : KEMC-EAGLE SOUTH
Project Number : 06W003
Field ID : KSB-6-0-1.6'

Matrix Type : SOIL
Collection Date : 09/18/06
Report Date : 10/19/06
Lab Sample Number : 876363-001

VOLATILES

Prep Date: 09/27/06

Analyte	Result		MDL	EQL	Dil.	Units	Code	Anal Date	Prep Method	Anl Method
trans-1,2-Dichloroethene	21	U	21	56	50	ug/Kg		09/27/06	SW846 5030B	SW846 8260B
trans-1,3-Dichloropropene	12	U	12	56	50	ug/Kg		09/27/06	SW846 5030B	SW846 8260B
Trichloroethene	11	U	11	56	50	ug/Kg		09/27/06	SW846 5030B	SW846 8260B
Vinyl Chloride	11	U	11	56	50	ug/Kg		09/27/06	SW846 5030B	SW846 8260B
Xylene, m + p	17	U	17	110	50	ug/Kg		09/27/06	SW846 5030B	SW846 8260B
Xylene, o	7.6	U	7.6	56	50	ug/Kg		09/27/06	SW846 5030B	SW846 8260B
Surrogate			**LCL**	**UCL**						
4-Bromofluorobenzene	127		64	133	50	%		09/27/06	SW846 5030B	SW846 8260B
Toluene-d8	135		67	139	50	%		09/27/06	SW846 5030B	SW846 8260B
Dibromofluoromethane	138		64	140	50	%		09/27/06	SW846 5030B	SW846 8260B

VOLATILES - SPLP

Prep Date: 09/29/06

Analyte	Result		MDL	EQL	Dil.	Units	Code	Anal Date	Prep Method	Anl Method
1,1,1,2-Tetrachloroethane	0.92	U	0.92	1.0	5	ug/L		09/29/06	SW846 5030B	SW846 8260B
1,1,1-Trichloroethane	0.90	U	0.90	1.0	5	ug/L		09/29/06	SW846 5030B	SW846 8260B
1,1,2,2-Tetrachloroethane	0.20	U	0.20	1.0	5	ug/L		09/29/06	SW846 5030B	SW846 8260B
1,1,2-Trichloroethane	0.42	U	0.42	1.0	5	ug/L		09/29/06	SW846 5030B	SW846 8260B
1,1-Dichloroethane	0.75	U	0.75	1.0	5	ug/L		09/29/06	SW846 5030B	SW846 8260B
1,1-Dichloroethene	0.57	U	0.57	1.0	5	ug/L		09/29/06	SW846 5030B	SW846 8260B
1,1-Dichloropropene	0.75	U	0.75	1.0	5	ug/L		09/29/06	SW846 5030B	SW846 8260B
1,2,3-Trichlorobenzene	0.74	U	0.74	1.0	5	ug/L		09/29/06	SW846 5030B	SW846 8260B
1,2,3-Trichloropropane	0.99	U	0.99	1.0	5	ug/L		09/29/06	SW846 5030B	SW846 8260B
1,2,4-Trichlorobenzene	0.97	U	0.97	1.0	5	ug/L		09/29/06	SW846 5030B	SW846 8260B
1,2,4-Trimethylbenzene	0.97	U	0.97	1.0	5	ug/L		09/29/06	SW846 5030B	SW846 8260B
1,2-Dibromo-3-chloropropane	0.87	U	0.87	1.0	5	ug/L		09/29/06	SW846 5030B	SW846 8260B
1,2-Dibromoethane	0.56	U	0.56	1.0	5	ug/L		09/29/06	SW846 5030B	SW846 8260B
1,2-Dichlorobenzene	0.83	U	0.83	1.0	5	ug/L		09/29/06	SW846 5030B	SW846 8260B
1,2-Dichloroethane	0.36	U	0.36	1.0	5	ug/L		09/29/06	SW846 5030B	SW846 8260B
1,2-Dichloropropane	0.46	U	0.46	1.0	5	ug/L		09/29/06	SW846 5030B	SW846 8260B
1,3,5-Trimethylbenzene	0.83	U	0.83	1.0	5	ug/L		09/29/06	SW846 5030B	SW846 8260B
1,3-Dichlorobenzene	0.87	U	0.87	1.0	5	ug/L		09/29/06	SW846 5030B	SW846 8260B
1,3-Dichloropropane	0.61	U	0.61	1.0	5	ug/L		09/29/06	SW846 5030B	SW846 8260B
1,4-Dichlorobenzene	0.95	U	0.95	1.0	5	ug/L		09/29/06	SW846 5030B	SW846 8260B
2,2-Dichloropropane	0.62	U	0.62	1.0	5	ug/L		09/29/06	SW846 5030B	SW846 8260B
2-Chlorotoluene	0.85	U	0.85	1.0	5	ug/L		09/29/06	SW846 5030B	SW846 8260B
4-Chlorotoluene	0.74	U	0.74	1.0	5	ug/L		09/29/06	SW846 5030B	SW846 8260B
Benzene	0.41	U	0.41	1.0	5	ug/L		09/29/06	SW846 5030B	SW846 8260B
Bromobenzene	0.82	U	0.82	1.0	5	ug/L		09/29/06	SW846 5030B	SW846 8260B
Bromochloromethane	0.97	U	0.97	1.0	5	ug/L		09/29/06	SW846 5030B	SW846 8260B
Bromodichloromethane	0.56	U	0.56	1.0	5	ug/L		09/29/06	SW846 5030B	SW846 8260B
Bromoform	0.94	U	0.94	1.0	5	ug/L		09/29/06	SW846 5030B	SW846 8260B
Bromomethane	0.91	U	0.91	1.0	5	ug/L		09/29/06	SW846 5030B	SW846 8260B
Carbon Tetrachloride	0.49	U	0.49	1.0	5	ug/L		09/29/06	SW846 5030B	SW846 8260B
Chlorobenzene	0.41	U	0.41	1.0	5	ug/L		09/29/06	SW846 5030B	SW846 8260B
Chlorodibromomethane	0.81	U	0.81	1.0	5	ug/L		09/29/06	SW846 5030B	SW846 8260B
Chloroethane	0.97	U	0.97	1.0	5	ug/L		09/29/06	SW846 5030B	SW846 8260B
Chloroform	0.37	U	0.37	1.0	5	ug/L		09/29/06	SW846 5030B	SW846 8260B
Chloromethane	0.24	U	0.24	1.0	5	ug/L		09/29/06	SW846 5030B	SW846 8260B

All soil results are reported on a dry weight basis unless otherwise noted.

Pace Analytical Services, Inc.

1241 Bellevue Street
Green Bay, WI 54302
920-469-2436

Analytical Report Number: 876363

Client : FOTH & VAN DYKE
Project Name : KEMC-EAGLE SOUTH
Project Number : 06W003
Field ID : KSB-6-0-1.6'

Matrix Type : SOIL
Collection Date : 09/18/06
Report Date : 10/19/06
Lab Sample Number : 876363-001

VOLATILES - SPLP

Prep Date: 09/29/06

Analyte	Result		MDL	EQL	Dil.	Units	Code	Anal Date	Prep Method	Anl Method
cis-1,2-Dichloroethene	0.83	U	0.83	1.0	5	ug/L		09/29/06	SW846 5030B	SW846 8260B
cis-1,3-Dichloropropene	0.19	U	0.19	1.0	5	ug/L		09/29/06	SW846 5030B	SW846 8260B
Dibromomethane	0.60	U	0.60	1.0	5	ug/L		09/29/06	SW846 5030B	SW846 8260B
Dichlorodifluoromethane	0.99	U	0.99	1.0	5	ug/L		09/29/06	SW846 5030B	SW846 8260B
Diisopropyl Ether	0.76	U	0.76	1.0	5	ug/L		09/29/06	SW846 5030B	SW846 8260B
Ethylbenzene	0.54	U	0.54	1.0	5	ug/L		09/29/06	SW846 5030B	SW846 8260B
Fluorotrichloromethane	0.79	U	0.79	1.0	5	ug/L		09/29/06	SW846 5030B	SW846 8260B
Hexachlorobutadiene	0.67	U	0.67	1.0	5	ug/L		09/29/06	SW846 5030B	SW846 8260B
Isopropylbenzene	0.59	U	0.59	1.0	5	ug/L		09/29/06	SW846 5030B	SW846 8260B
Methylene Chloride	1.0		0.43	1.0	5	ug/L		09/29/06	SW846 5030B	SW846 8260B
Methyl-tert-butyl-ether	0.61	U	0.61	1.0	5	ug/L		09/29/06	SW846 5030B	SW846 8260B
Naphthalene	0.74	U	0.74	1.0	5	ug/L		09/29/06	SW846 5030B	SW846 8260B
n-Butylbenzene	0.93	U	0.93	1.0	5	ug/L		09/29/06	SW846 5030B	SW846 8260B
n-Propylbenzene	0.81	U	0.81	1.0	5	ug/L		09/29/06	SW846 5030B	SW846 8260B
p-Isopropyltoluene	0.67	U	0.67	1.0	5	ug/L		09/29/06	SW846 5030B	SW846 8260B
s-Butylbenzene	0.89	U	0.89	1.0	5	ug/L		09/29/06	SW846 5030B	SW846 8260B
Styrene	0.86	U	0.86	1.0	5	ug/L		09/29/06	SW846 5030B	SW846 8260B
t-Butylbenzene	0.97	U	0.97	1.0	5	ug/L		09/29/06	SW846 5030B	SW846 8260B
Tetrachloroethene	0.45	U	0.45	1.0	5	ug/L		09/29/06	SW846 5030B	SW846 8260B
Toluene	0.67	U	0.67	1.0	5	ug/L		09/29/06	SW846 5030B	SW846 8260B
trans-1,2-Dichloroethene	0.89	U	0.89	1.0	5	ug/L		09/29/06	SW846 5030B	SW846 8260B
trans-1,3-Dichloropropene	0.19	U	0.19	1.0	5	ug/L		09/29/06	SW846 5030B	SW846 8260B
Trichloroethene	0.48	U	0.48	1.0	5	ug/L		09/29/06	SW846 5030B	SW846 8260B
Vinyl Chloride	0.18	U	0.18	1.0	5	ug/L		09/29/06	SW846 5030B	SW846 8260B
Xylene, m + p	1.8	U	1.8	2.0	5	ug/L		09/29/06	SW846 5030B	SW846 8260B
Xylene, o	0.83	U	0.83	1.0	5	ug/L		09/29/06	SW846 5030B	SW846 8260B
Surrogate			**LCL**	**UCL**						
4-Bromofluorobenzene	93		64	132	5	%		09/29/06	SW846 5030B	SW846 8260B
Toluene-d8	98		73	127	5	%		09/29/06	SW846 5030B	SW846 8260B
Dibromofluoromethane	96		68	122	5	%		09/29/06	SW846 5030B	SW846 8260B

PAH/PNA

Prep Date: 09/27/06

Analyte	Result		MDL	EQL	Dil.	Units	Code	Anal Date	Prep Method	Anl Method
Acenaphthene	56		3.3	28	1	ug/Kg		09/28/06	SW846 3545	8270C-SIM
Acenaphthylene	40		3.2	28	1	ug/Kg		09/28/06	SW846 3545	8270C-SIM
Anthracene	51		4.0	28	1	ug/Kg		09/28/06	SW846 3545	8270C-SIM
Benzo(a)anthracene	220		5.9	28	1	ug/Kg		09/28/06	SW846 3545	8270C-SIM
Benzo(a)pyrene	450		3.2	28	1	ug/Kg		09/28/06	SW846 3545	8270C-SIM
Benzo(b)fluoranthene	470		3.1	28	1	ug/Kg		09/28/06	SW846 3545	8270C-SIM
Benzo(ghi)perylene	130		4.0	28	1	ug/Kg		09/28/06	SW846 3545	8270C-SIM
Benzo(k)fluoranthene	520		3.4	28	1	ug/Kg		09/28/06	SW846 3545	8270C-SIM
Chrysene	260		4.8	28	1	ug/Kg		09/28/06	SW846 3545	8270C-SIM
Dibenz(a,h)anthracene	46		3.1	28	1	ug/Kg		09/28/06	SW846 3545	8270C-SIM
Fluoranthene	270		3.2	28	1	ug/Kg		09/28/06	SW846 3545	8270C-SIM
Fluorene	26	J	3.8	28	1	ug/Kg		09/28/06	SW846 3545	8270C-SIM
Indeno(1,2,3-cd)pyrene	130		2.8	28	1	ug/Kg		09/28/06	SW846 3545	8270C-SIM
Naphthalene	15	J	4.5	28	1	ug/Kg		09/28/06	SW846 3545	8270C-SIM
Phenanthrene	50		3.3	28	1	ug/Kg		09/28/06	SW846 3545	8270C-SIM

All soil results are reported on a dry weight basis unless otherwise noted.

Pace Analytical Services, Inc.

1241 Bellevue Street
Green Bay, WI 54302
920-469-2436

Analytical Report Number: 876363

Client : FOTH & VAN DYKE
Project Name : KEMC-EAGLE SOUTH
Project Number : 06W003
Field ID : KSB-6-0-1.6'

Matrix Type : SOIL
Collection Date : 09/18/06
Report Date : 10/19/06
Lab Sample Number : 876363-001

PAH/PNA

Prep Date: 09/27/06

Analyte	Result	MDL	EQL	Dil.	Units	Code	Anal Date	Prep Method	Anl Method
Pyrene	620	2.7	28	1	ug/Kg		09/28/06	SW846 3545	8270C-SIM
Surrogate		**LCL**	**UCL**						
Nitrobenzene-d5	48	10	141	1	%		09/28/06	SW846 3545	8270C-SIM
2-Fluorobiphenyl	33	10	161	1	%		09/28/06	SW846 3545	8270C-SIM
Terphenyl-d14	39	29	150	1	%		09/28/06	SW846 3545	8270C-SIM

All soil results are reported on a dry weight basis unless otherwise noted.

Pace Analytical Services, Inc.

1241 Bellevue Street
Green Bay, WI 54302
920-469-2436

Analytical Report Number: 876363

Client : FOTH & VAN DYKE
Project Name : KEMC-EAGLE SOUTH
Project Number : 06W003
Field ID : KMW-1-3-4'

Matrix Type : SOIL
Collection Date : 09/18/06
Report Date : 10/19/06
Lab Sample Number : 876363-002

INORGANICS

Test	Result		MDL	EQL	Dil.	Units	Code	Anl Date	Prep Method	Anl Method
Leach Date - Conventionals	DONE				1			09/26/06	SW846 1311	
Leach Date - Volatiles	DONE				1			09/27/06	SW846 1312	SW846 1312
Aluminum	INCL.									
Antimony	INCL.									
Arsenic	INCL.									
Arsenic - TCLP	0.038	U	0.038	1.0	1	mg/L		09/30/06	SW846 3010A	SW846 6010B
Barium	INCL.									
Barium - TCLP	0.62	B	0.0050	1.0	1	mg/L		09/30/06	SW846 3010A	SW846 6010B
Beryllium	INCL.									
Boron	INCL.									
Cadmium	INCL.									
Cadmium - TCLP	0.0037	U	0.0037	0.25	1	mg/L		09/30/06	SW846 3010A	SW846 6010B
Chromium	INCL.									
Chromium - TCLP	0.0074	B	0.0066	0.25	1	mg/L		09/30/06	SW846 3010A	SW846 6010B
Cobalt	INCL.									
Copper	INCL.									
Iron	INCL.									
Lead	INCL.									
Lead - TCLP	0.017	U	0.017	1.0	1	mg/L		09/30/06	SW846 3010A	SW846 6010B
Lithium	INCL.									
Magnesium	INCL.									
Manganese	INCL.									
Mercury	INCL.									
Mercury - TCLP	0.029	U	0.029	0.080	1	mg/L		09/28/06	SW846 7470A	SW846 7470A
Molybdenum	INCL.									
Nickel	INCL.									
Selenium	INCL.									
Selenium - TCLP	0.042	U	0.042	1.0	1	mg/L		09/30/06	SW846 3010A	SW846 6010B
Silver	INCL.									
Silver - TCLP	0.013	U	0.013	0.25	1	mg/L		09/30/06	SW846 3010A	SW846 6010B
Thallium	INCL.									
Vanadium	INCL.									
Zinc	INCL.									
Cyanide, Total	0.16	U	0.16	0.31	1	mg/kg		09/27/06	SW846 9012A	SW846 9012A
Percent Solids	91.1		---	---	1	%		09/25/06	SM M2540G	SM M2540G
pH, Laboratory	5.7		0.10	0.10	1	su		09/28/06	SW846 9045C	SW846 9045C

VOLATILES

Prep Date: 09/27/06

Analyte	Result		MDL	EQL	Dil.	Units	Code	Anal Date	Prep Method	Anl Method
1,1,1,2-Tetrachloroethane	16	U	16	55	50	ug/Kg		09/28/06	SW846 5030B	SW846 8260B
1,1,1-Trichloroethane	10	U	10	55	50	ug/Kg		09/28/06	SW846 5030B	SW846 8260B
1,1,2,2-Tetrachloroethane	14	U	14	55	50	ug/Kg		09/28/06	SW846 5030B	SW846 8260B
1,1,2-Trichloroethane	22	U	22	55	50	ug/Kg		09/28/06	SW846 5030B	SW846 8260B
1,1-Dichloroethane	7.2	U	7.2	55	50	ug/Kg		09/28/06	SW846 5030B	SW846 8260B
1,1-Dichloroethene	17	U	17	55	50	ug/Kg		09/28/06	SW846 5030B	SW846 8260B
1,1-Dichloropropene	26	U	26	55	50	ug/Kg		09/28/06	SW846 5030B	SW846 8260B

All soil results are reported on a dry weight basis unless otherwise noted.

Pace Analytical Services, Inc.

Analytical Report Number: 876363

1241 Bellevue Street
Green Bay, WI 54302
920-469-2436

Client : FOTH & VAN DYKE
Project Name : KEMC-EAGLE SOUTH
Project Number : 06W003
Field ID : KMW-1-3-4'

Matrix Type : SOIL
Collection Date : 09/18/06
Report Date : 10/19/06
Lab Sample Number : 876363-002

VOLATILES

Prep Date: 09/27/06

Analyte	Result		MDL	EQL	Dil.	Units	Code	Anal Date	Prep Method	Anl Method
1,2,3-Trichlorobenzene	19	U	19	55	50	ug/Kg		09/28/06	SW846 5030B	SW846 8260B
1,2,3-Trichloropropane	18	U	18	55	50	ug/Kg		09/28/06	SW846 5030B	SW846 8260B
1,2,4-Trichlorobenzene	19	U	19	55	50	ug/Kg		09/28/06	SW846 5030B	SW846 8260B
1,2,4-Trimethylbenzene	34	J	21	55	50	ug/Kg		09/28/06	SW846 5030B	SW846 8260B
1,2-Dibromo-3-chloropropane	90	U	90	110	50	ug/Kg		09/28/06	SW846 5030B	SW846 8260B
1,2-Dibromoethane	16	U	16	55	50	ug/Kg		09/28/06	SW846 5030B	SW846 8260B
1,2-Dichlorobenzene	49	U	49	55	50	ug/Kg		09/28/06	SW846 5030B	SW846 8260B
1,2-Dichloroethane	14	U	14	55	50	ug/Kg		09/28/06	SW846 5030B	SW846 8260B
1,2-Dichloropropane	9.3	U	9.3	55	50	ug/Kg		09/28/06	SW846 5030B	SW846 8260B
1,3,5-Trimethylbenzene	10	U	10	55	50	ug/Kg		09/28/06	SW846 5030B	SW846 8260B
1,3-Dichlorobenzene	14	U	14	55	50	ug/Kg		09/28/06	SW846 5030B	SW846 8260B
1,3-Dichloropropane	18	U	18	55	50	ug/Kg		09/28/06	SW846 5030B	SW846 8260B
1,4-Dichlorobenzene	20	U	20	55	50	ug/Kg		09/28/06	SW846 5030B	SW846 8260B
2,2-Dichloropropane	10	U	10	55	50	ug/Kg		09/28/06	SW846 5030B	SW846 8260B
2-Chlorotoluene	15	U	15	55	50	ug/Kg		09/28/06	SW846 5030B	SW846 8260B
4-Chlorotoluene	19	U	19	55	50	ug/Kg		09/28/06	SW846 5030B	SW846 8260B
Benzene	12	U	12	55	50	ug/Kg		09/28/06	SW846 5030B	SW846 8260B
Bromobenzene	16	U	16	55	50	ug/Kg		09/28/06	SW846 5030B	SW846 8260B
Bromochloromethane	16	U	16	55	50	ug/Kg		09/28/06	SW846 5030B	SW846 8260B
Bromodichloromethane	10	U	10	55	50	ug/Kg		09/28/06	SW846 5030B	SW846 8260B
Bromoform	28	U	28	55	50	ug/Kg		09/28/06	SW846 5030B	SW846 8260B
Bromomethane	25	U	25	55	50	ug/Kg		09/28/06	SW846 5030B	SW846 8260B
Carbon Tetrachloride	11	U	11	55	50	ug/Kg		09/28/06	SW846 5030B	SW846 8260B
Chlorobenzene	9.0	U	9.0	55	50	ug/Kg		09/28/06	SW846 5030B	SW846 8260B
Chlorodibromomethane	11	U	11	55	50	ug/Kg		09/28/06	SW846 5030B	SW846 8260B
Chloroethane	25	U	25	55	50	ug/Kg		09/28/06	SW846 5030B	SW846 8260B
Chloroform	8.0	U	8.0	55	50	ug/Kg		09/28/06	SW846 5030B	SW846 8260B
Chloromethane	11	U	11	55	50	ug/Kg		09/28/06	SW846 5030B	SW846 8260B
cis-1,2-Dichloroethene	9.1	U	9.1	55	50	ug/Kg		09/28/06	SW846 5030B	SW846 8260B
cis-1,3-Dichloropropene	10	U	10	55	50	ug/Kg		09/28/06	SW846 5030B	SW846 8260B
Dibromomethane	11	U	11	55	50	ug/Kg		09/28/06	SW846 5030B	SW846 8260B
Dichlorodifluoromethane	9.1	U	9.1	55	50	ug/Kg		09/28/06	SW846 5030B	SW846 8260B
Diisopropyl Ether	7.6	U	7.6	55	50	ug/Kg		09/28/06	SW846 5030B	SW846 8260B
Ethylbenzene	15	J	11	55	50	ug/Kg		09/28/06	SW846 5030B	SW846 8260B
Fluorotrichloromethane	8.9	U	8.9	55	50	ug/Kg		09/28/06	SW846 5030B	SW846 8260B
Hexachlorobutadiene	29	U	29	55	50	ug/Kg		09/28/06	SW846 5030B	SW846 8260B
Isopropylbenzene	40	J	6.0	55	50	ug/Kg		09/28/06	SW846 5030B	SW846 8260B
Methylene Chloride	9.0	U	9.0	55	50	ug/Kg		09/28/06	SW846 5030B	SW846 8260B
Methyl-tert-butyl-ether	10	U	10	55	50	ug/Kg		09/28/06	SW846 5030B	SW846 8260B
Naphthalene	16	U	16	55	50	ug/Kg		09/28/06	SW846 5030B	SW846 8260B
n-Butylbenzene	44	U	44	55	50	ug/Kg		09/28/06	SW846 5030B	SW846 8260B
n-Propylbenzene	67		11	55	50	ug/Kg		09/28/06	SW846 5030B	SW846 8260B
p-Isopropyltoluene	430		22	55	50	ug/Kg		09/28/06	SW846 5030B	SW846 8260B
s-Butylbenzene	600		8.8	55	50	ug/Kg		09/28/06	SW846 5030B	SW846 8260B
Styrene	13	U	13	55	50	ug/Kg		09/28/06	SW846 5030B	SW846 8260B
t-Butylbenzene	20	J	13	55	50	ug/Kg		09/28/06	SW846 5030B	SW846 8260B
Tetrachloroethene	12	U	12	55	50	ug/Kg		09/28/06	SW846 5030B	SW846 8260B
Toluene	8.4	U	8.4	55	50	ug/Kg		09/28/06	SW846 5030B	SW846 8260B

All soil results are reported on a dry weight basis unless otherwise noted.

Pace Analytical Services, Inc.

1241 Bellevue Street
Green Bay, WI 54302
920-469-2436

Analytical Report Number: 876363

Client : FOTH & VAN DYKE
Project Name : KEMC-EAGLE SOUTH
Project Number : 06W003
Field ID : KMW-1-3-4'

Matrix Type : SOIL
Collection Date : 09/18/06
Report Date : 10/19/06
Lab Sample Number : 876363-002

VOLATILES

Prep Date: 09/27/06

Analyte	Result		MDL	EQL	Dil.	Units	Code	Anal Date	Prep Method	Anl Method
trans-1,2-Dichloroethene	21	U	21	55	50	ug/Kg		09/28/06	SW846 5030B	SW846 8260B
trans-1,3-Dichloropropene	12	U	12	55	50	ug/Kg		09/28/06	SW846 5030B	SW846 8260B
Trichloroethene	11	U	11	55	50	ug/Kg		09/28/06	SW846 5030B	SW846 8260B
Vinyl Chloride	11	U	11	55	50	ug/Kg		09/28/06	SW846 5030B	SW846 8260B
Xylene, m + p	22	J	16	110	50	ug/Kg		09/28/06	SW846 5030B	SW846 8260B
Xylene, o	7.5	U	7.5	55	50	ug/Kg		09/28/06	SW846 5030B	SW846 8260B
Surrogate			**LCL**	**UCL**						
4-Bromofluorobenzene	103		64	133	50	%		09/28/06	SW846 5030B	SW846 8260B
Toluene-d8	114		67	139	50	%		09/28/06	SW846 5030B	SW846 8260B
Dibromofluoromethane	110		64	140	50	%		09/28/06	SW846 5030B	SW846 8260B

VOLATILES - SPLP

Prep Date: 09/29/06

Analyte	Result		MDL	EQL	Dil.	Units	Code	Anal Date	Prep Method	Anl Method
1,1,1,2-Tetrachloroethane	0.92	U	0.92	1.0	5	ug/L		09/29/06	SW846 5030B	SW846 8260B
1,1,1-Trichloroethane	0.90	U	0.90	1.0	5	ug/L		09/29/06	SW846 5030B	SW846 8260B
1,1,2,2-Tetrachloroethane	0.20	U	0.20	1.0	5	ug/L		09/29/06	SW846 5030B	SW846 8260B
1,1,2-Trichloroethane	0.42	U	0.42	1.0	5	ug/L		09/29/06	SW846 5030B	SW846 8260B
1,1-Dichloroethane	0.75	U	0.75	1.0	5	ug/L		09/29/06	SW846 5030B	SW846 8260B
1,1-Dichloroethene	0.57	U	0.57	1.0	5	ug/L		09/29/06	SW846 5030B	SW846 8260B
1,1-Dichloropropene	0.75	U	0.75	1.0	5	ug/L		09/29/06	SW846 5030B	SW846 8260B
1,2,3-Trichlorobenzene	0.74	U	0.74	1.0	5	ug/L		09/29/06	SW846 5030B	SW846 8260B
1,2,3-Trichloropropane	0.99	U	0.99	1.0	5	ug/L		09/29/06	SW846 5030B	SW846 8260B
1,2,4-Trichlorobenzene	0.97	U	0.97	1.0	5	ug/L		09/29/06	SW846 5030B	SW846 8260B
1,2,4-Trimethylbenzene	0.97	U	0.97	1.0	5	ug/L		09/29/06	SW846 5030B	SW846 8260B
1,2-Dibromo-3-chloropropane	0.87	U	0.87	1.0	5	ug/L		09/29/06	SW846 5030B	SW846 8260B
1,2-Dibromoethane	0.56	U	0.56	1.0	5	ug/L		09/29/06	SW846 5030B	SW846 8260B
1,2-Dichlorobenzene	0.83	U	0.83	1.0	5	ug/L		09/29/06	SW846 5030B	SW846 8260B
1,2-Dichloroethane	0.36	U	0.36	1.0	5	ug/L		09/29/06	SW846 5030B	SW846 8260B
1,2-Dichloropropane	0.46	U	0.46	1.0	5	ug/L		09/29/06	SW846 5030B	SW846 8260B
1,3,5-Trimethylbenzene	0.83	U	0.83	1.0	5	ug/L		09/29/06	SW846 5030B	SW846 8260B
1,3-Dichlorobenzene	0.87	U	0.87	1.0	5	ug/L		09/29/06	SW846 5030B	SW846 8260B
1,3-Dichloropropane	0.61	U	0.61	1.0	5	ug/L		09/29/06	SW846 5030B	SW846 8260B
1,4-Dichlorobenzene	0.95	U	0.95	1.0	5	ug/L		09/29/06	SW846 5030B	SW846 8260B
2,2-Dichloropropane	0.62	U	0.62	1.0	5	ug/L		09/29/06	SW846 5030B	SW846 8260B
2-Chlorotoluene	0.85	U	0.85	1.0	5	ug/L		09/29/06	SW846 5030B	SW846 8260B
4-Chlorotoluene	0.74	U	0.74	1.0	5	ug/L		09/29/06	SW846 5030B	SW846 8260B
Benzene	0.41	U	0.41	1.0	5	ug/L		09/29/06	SW846 5030B	SW846 8260B
Bromobenzene	0.82	U	0.82	1.0	5	ug/L		09/29/06	SW846 5030B	SW846 8260B
Bromochloromethane	0.97	U	0.97	1.0	5	ug/L		09/29/06	SW846 5030B	SW846 8260B
Bromodichloromethane	0.56	U	0.56	1.0	5	ug/L		09/29/06	SW846 5030B	SW846 8260B
Bromoform	0.94	U	0.94	1.0	5	ug/L		09/29/06	SW846 5030B	SW846 8260B
Bromomethane	0.91	U	0.91	1.0	5	ug/L		09/29/06	SW846 5030B	SW846 8260B
Carbon Tetrachloride	0.49	U	0.49	1.0	5	ug/L		09/29/06	SW846 5030B	SW846 8260B
Chlorobenzene	0.41	U	0.41	1.0	5	ug/L		09/29/06	SW846 5030B	SW846 8260B
Chlorodibromomethane	0.81	U	0.81	1.0	5	ug/L		09/29/06	SW846 5030B	SW846 8260B
Chloroethane	0.97	U	0.97	1.0	5	ug/L		09/29/06	SW846 5030B	SW846 8260B
Chloroform	0.37	U	0.37	1.0	5	ug/L		09/29/06	SW846 5030B	SW846 8260B
Chloromethane	0.24	U	0.24	1.0	5	ug/L		09/29/06	SW846 5030B	SW846 8260B

All soil results are reported on a dry weight basis unless otherwise noted.

Pace Analytical Services, Inc.

1241 Bellevue Street
Green Bay, WI 54302
920-469-2436

Analytical Report Number: 876363

Client : FOTH & VAN DYKE
Project Name : KEMC-EAGLE SOUTH
Project Number : 06W003
Field ID : KMW-1-3-4'

Matrix Type : SOIL
Collection Date : 09/18/06
Report Date : 10/19/06
Lab Sample Number : 876363-002

VOLATILES - SPLP

Prep Date: 09/29/06

Analyte	Result		MDL	EQL	Dil.	Units	Code	Anal Date	Prep Method	Anl Method
cis-1,2-Dichloroethene	0.83	U	0.83	1.0	5	ug/L		09/29/06	SW846 5030B	SW846 8260B
cis-1,3-Dichloropropene	0.19	U	0.19	1.0	5	ug/L		09/29/06	SW846 5030B	SW846 8260B
Dibromomethane	0.60	U	0.60	1.0	5	ug/L		09/29/06	SW846 5030B	SW846 8260B
Dichlorodifluoromethane	0.99	U	0.99	1.0	5	ug/L		09/29/06	SW846 5030B	SW846 8260B
Diisopropyl Ether	0.76	U	0.76	1.0	5	ug/L		09/29/06	SW846 5030B	SW846 8260B
Ethylbenzene	0.54	U	0.54	1.0	5	ug/L		09/29/06	SW846 5030B	SW846 8260B
Fluorotrichloromethane	0.79	U	0.79	1.0	5	ug/L		09/29/06	SW846 5030B	SW846 8260B
Hexachlorobutadiene	0.67	U	0.67	1.0	5	ug/L		09/29/06	SW846 5030B	SW846 8260B
Isopropylbenzene	0.59	U	0.59	1.0	5	ug/L		09/29/06	SW846 5030B	SW846 8260B
Methylene Chloride	0.80	J	0.43	1.0	5	ug/L		09/29/06	SW846 5030B	SW846 8260B
Methyl-tert-butyl-ether	0.61	U	0.61	1.0	5	ug/L		09/29/06	SW846 5030B	SW846 8260B
Naphthalene	0.74	U	0.74	1.0	5	ug/L		09/29/06	SW846 5030B	SW846 8260B
n-Butylbenzene	0.93	U	0.93	1.0	5	ug/L		09/29/06	SW846 5030B	SW846 8260B
n-Propylbenzene	0.81	U	0.81	1.0	5	ug/L		09/29/06	SW846 5030B	SW846 8260B
p-Isopropyltoluene	0.67	U	0.67	1.0	5	ug/L		09/29/06	SW846 5030B	SW846 8260B
s-Butylbenzene	0.89	U	0.89	1.0	5	ug/L		09/29/06	SW846 5030B	SW846 8260B
Styrene	0.86	U	0.86	1.0	5	ug/L		09/29/06	SW846 5030B	SW846 8260B
t-Butylbenzene	0.97	U	0.97	1.0	5	ug/L		09/29/06	SW846 5030B	SW846 8260B
Tetrachloroethene	0.45	U	0.45	1.0	5	ug/L		09/29/06	SW846 5030B	SW846 8260B
Toluene	0.67	U	0.67	1.0	5	ug/L		09/29/06	SW846 5030B	SW846 8260B
trans-1,2-Dichloroethene	0.89	U	0.89	1.0	5	ug/L		09/29/06	SW846 5030B	SW846 8260B
trans-1,3-Dichloropropene	0.19	U	0.19	1.0	5	ug/L		09/29/06	SW846 5030B	SW846 8260B
Trichloroethene	0.48	U	0.48	1.0	5	ug/L		09/29/06	SW846 5030B	SW846 8260B
Vinyl Chloride	0.18	U	0.18	1.0	5	ug/L		09/29/06	SW846 5030B	SW846 8260B
Xylene, m + p	1.8	U	1.8	2.0	5	ug/L		09/29/06	SW846 5030B	SW846 8260B
Xylene, o	0.83	U	0.83	1.0	5	ug/L		09/29/06	SW846 5030B	SW846 8260B
Surrogate			**LCL**	**UCL**						
4-Bromofluorobenzene	94		64	132	5	%		09/29/06	SW846 5030B	SW846 8260B
Toluene-d8	98		73	127	5	%		09/29/06	SW846 5030B	SW846 8260B
Dibromofluoromethane	95		68	122	5	%		09/29/06	SW846 5030B	SW846 8260B

PAH/PNA

Prep Date: 09/28/06

Analyte	Result		MDL	EQL	Dil.	Units	Code	Anal Date	Prep Method	Anl Method
Acenaphthene	99		3.3	27	1	ug/Kg		09/28/06	SW846 3545	8270C-SIM
Acenaphthylene	96		3.2	27	1	ug/Kg		09/28/06	SW846 3545	8270C-SIM
Anthracene	19	J	3.9	27	1	ug/Kg		09/28/06	SW846 3545	8270C-SIM
Benzo(a)anthracene	22	J	5.8	27	1	ug/Kg		09/28/06	SW846 3545	8270C-SIM
Benzo(a)pyrene	21	J	3.1	27	1	ug/Kg		09/28/06	SW846 3545	8270C-SIM
Benzo(b)fluoranthene	16	J	3.1	27	1	ug/Kg		09/28/06	SW846 3545	8270C-SIM
Benzo(ghi)perylene	12	J	3.9	27	1	ug/Kg		09/28/06	SW846 3545	8270C-SIM
Benzo(k)fluoranthene	18	J	3.4	27	1	ug/Kg		09/28/06	SW846 3545	8270C-SIM
Chrysene	22	J	4.8	27	1	ug/Kg		09/28/06	SW846 3545	8270C-SIM
Dibenz(a,h)anthracene	4.5	J	3.0	27	1	ug/Kg		09/28/06	SW846 3545	8270C-SIM
Fluoranthene	37		3.2	27	1	ug/Kg		09/28/06	SW846 3545	8270C-SIM
Fluorene	220		3.7	27	1	ug/Kg		09/28/06	SW846 3545	8270C-SIM
Indeno(1,2,3-cd)pyrene	11	J	2.8	27	1	ug/Kg		09/28/06	SW846 3545	8270C-SIM
Naphthalene	74		4.4	27	1	ug/Kg		09/28/06	SW846 3545	8270C-SIM
Phenanthrene	110		3.2	27	1	ug/Kg		09/28/06	SW846 3545	8270C-SIM

All soil results are reported on a dry weight basis unless otherwise noted.

Pace Analytical Services, Inc.

1241 Bellevue Street
Green Bay, WI 54302
920-469-2436

Analytical Report Number: 876363

Client : FOTH & VAN DYKE
Project Name : KEMC-EAGLE SOUTH
Project Number : 06W003
Field ID : KMW-1-3-4'

Matrix Type : SOIL
Collection Date : 09/18/06
Report Date : 10/19/06
Lab Sample Number : 876363-002

PAH/PNA

Prep Date: 09/28/06

Analyte	Result	MDL	EQL	Dil.	Units	Code	Anal Date	Prep Method	Anl Method
Pyrene	49	2.7	27	1	ug/Kg		09/28/06	SW846 3545	8270C-SIM
Surrogate		**LCL**	**UCL**						
Nitrobenzene-d5	24	10	141	1	%		09/28/06	SW846 3545	8270C-SIM
2-Fluorobiphenyl	66	10	161	1	%		09/28/06	SW846 3545	8270C-SIM
Terphenyl-d14	82	29	150	1	%		09/28/06	SW846 3545	8270C-SIM

All soil results are reported on a dry weight basis unless otherwise noted.

Pace Analytical Services, Inc.

1241 Bellevue Street
Green Bay, WI 54302
920-469-2436

Analytical Report Number: 876363

Client : FOTH & VAN DYKE
Project Name : KEMC-EAGLE SOUTH
Project Number : 06W003
Field ID : KSB-5-5.7-8.5'

Matrix Type : SOIL
Collection Date : 09/18/06
Report Date : 10/19/06
Lab Sample Number : 876363-003

INORGANICS

Test	Result		MDL	EQL	Dil.	Units	Code	Anl Date	Prep Method	Anl Method
Leach Date - Conventionals	DONE				1			09/26/06	SW846 1311	
Aluminum	INCL.									
Antimony	INCL.									
Arsenic	INCL.									
Arsenic - TCLP	0.038	U	0.038	1.0	1	mg/L		09/30/06	SW846 3010A	SW846 6010B
Barium	INCL.									
Barium - TCLP	0.81	B	0.0050	1.0	1	mg/L		09/30/06	SW846 3010A	SW846 6010B
Beryllium	INCL.									
Boron	INCL.									
Cadmium	INCL.									
Cadmium - TCLP	0.0037	U	0.0037	0.25	1	mg/L		09/30/06	SW846 3010A	SW846 6010B
Chromium	INCL.									
Chromium - TCLP	0.0066	U	0.0066	0.25	1	mg/L		09/30/06	SW846 3010A	SW846 6010B
Cobalt	INCL.									
Copper	INCL.									
Iron	INCL.									
Lead	INCL.									
Lead - TCLP	0.017	U	0.017	1.0	1	mg/L		09/30/06	SW846 3010A	SW846 6010B
Lithium	INCL.									
Magnesium	INCL.									
Manganese	INCL.									
Mercury	INCL.									
Mercury - TCLP	0.029	U	0.029	0.080	1	mg/L		09/28/06	SW846 7470A	SW846 7470A
Molybdenum	INCL.									
Nickel	INCL.									
Selenium	INCL.									
Selenium - TCLP	0.042	U	0.042	1.0	1	mg/L		09/30/06	SW846 3010A	SW846 6010B
Silver	INCL.									
Silver - TCLP	0.013	U	0.013	0.25	1	mg/L		09/30/06	SW846 3010A	SW846 6010B
Thallium	INCL.									
Vanadium	INCL.									
Zinc	INCL.									
Cyanide, Total	0.21	U	0.21	0.40	1	mg/kg		09/27/06	SW846 9012A	SW846 9012A
Percent Solids	84.7		—	—	1	%		09/25/06	SM M2540G	SM M2540G
pH, Laboratory	5.8		0.10	0.10	1	su		09/28/06	SW846 9045C	SW846 9045C

VOLATILES

Prep Date: 09/27/06

Analyte	Result		MDL	EQL	Dil.	Units	Code	Anal Date	Prep Method	Anl Method
1,1,1,2-Tetrachloroethane	17	U	17	59	50	ug/Kg		09/27/06	SW846 5030B	SW846 8260B
1,1,1-Trichloroethane	11	U	11	59	50	ug/Kg		09/27/06	SW846 5030B	SW846 8260B
1,1,2,2-Tetrachloroethane	15	U	15	59	50	ug/Kg		09/27/06	SW846 5030B	SW846 8260B
1,1,2-Trichloroethane	24	U	24	59	50	ug/Kg		09/27/06	SW846 5030B	SW846 8260B
1,1-Dichloroethane	7.8	U	7.8	59	50	ug/Kg		09/27/06	SW846 5030B	SW846 8260B
1,1-Dichloroethene	18	U	18	59	50	ug/Kg		09/27/06	SW846 5030B	SW846 8260B
1,1-Dichloropropene	28	U	28	59	50	ug/Kg		09/27/06	SW846 5030B	SW846 8260B
1,2,3-Trichlorobenzene	20	U	20	59	50	ug/Kg		09/27/06	SW846 5030B	SW846 8260B

All soil results are reported on a dry weight basis unless otherwise noted.

Pace Analytical Services, Inc.

1241 Bellevue Street
Green Bay, WI 54302
920-469-2436

Analytical Report Number: 876363

Client : FOTH & VAN DYKE
Project Name : KEMC-EAGLE SOUTH
Project Number : 06W003
Field ID : KSB-5-5.7-8.5'

Matrix Type : SOIL
Collection Date : 09/18/06
Report Date : 10/19/06
Lab Sample Number : 876363-003

VOLATILES

Prep Date: 09/27/06

Analyte	Result		MDL	EQL	Dil.	Units	Code	Anal Date	Prep Method	Anl Method
1,2,3-Trichloropropane	20	U	20	59	50	ug/Kg		09/27/06	SW846 5030B	SW846 8260B
1,2,4-Trichlorobenzene	20	U	20	59	50	ug/Kg		09/27/06	SW846 5030B	SW846 8260B
1,2,4-Trimethylbenzene	22	U	22	59	50	ug/Kg		09/27/06	SW846 5030B	SW846 8260B
1,2-Dibromo-3-chloropropane	97	U	97	120	50	ug/Kg		09/27/06	SW846 5030B	SW846 8260B
1,2-Dibromoethane	17	U	17	59	50	ug/Kg		09/27/06	SW846 5030B	SW846 8260B
1,2-Dichlorobenzene	52	U	52	59	50	ug/Kg		09/27/06	SW846 5030B	SW846 8260B
1,2-Dichloroethane	16	U	16	59	50	ug/Kg		09/27/06	SW846 5030B	SW846 8260B
1,2-Dichloropropane	10	U	10	59	50	ug/Kg		09/27/06	SW846 5030B	SW846 8260B
1,3,5-Trimethylbenzene	11	U	11	59	50	ug/Kg		09/27/06	SW846 5030B	SW846 8260B
1,3-Dichlorobenzene	15	U	15	59	50	ug/Kg		09/27/06	SW846 5030B	SW846 8260B
1,3-Dichloropropane	19	U	19	59	50	ug/Kg		09/27/06	SW846 5030B	SW846 8260B
1,4-Dichlorobenzene	22	U	22	59	50	ug/Kg		09/27/06	SW846 5030B	SW846 8260B
2,2-Dichloropropane	11	U	11	59	50	ug/Kg		09/27/06	SW846 5030B	SW846 8260B
2-Chlorotoluene	16	U	16	59	50	ug/Kg		09/27/06	SW846 5030B	SW846 8260B
4-Chlorotoluene	21	U	21	59	50	ug/Kg		09/27/06	SW846 5030B	SW846 8260B
Benzene	13	U	13	59	50	ug/Kg		09/27/06	SW846 5030B	SW846 8260B
Bromobenzene	17	U	17	59	50	ug/Kg		09/27/06	SW846 5030B	SW846 8260B
Bromochloromethane	18	U	18	59	50	ug/Kg		09/27/06	SW846 5030B	SW846 8260B
Bromodichloromethane	11	U	11	59	50	ug/Kg		09/27/06	SW846 5030B	SW846 8260B
Bromoform	31	U	31	59	50	ug/Kg		09/27/06	SW846 5030B	SW846 8260B
Bromomethane	27	U	27	59	50	ug/Kg		09/27/06	SW846 5030B	SW846 8260B
Carbon Tetrachloride	12	U	12	59	50	ug/Kg		09/27/06	SW846 5030B	SW846 8260B
Chlorobenzene	9.7	U	9.7	59	50	ug/Kg		09/27/06	SW846 5030B	SW846 8260B
Chlorodibromomethane	12	U	12	59	50	ug/Kg		09/27/06	SW846 5030B	SW846 8260B
Chloroethane	26	U	26	59	50	ug/Kg		09/27/06	SW846 5030B	SW846 8260B
Chloroform	8.6	U	8.6	59	50	ug/Kg		09/27/06	SW846 5030B	SW846 8260B
Chloromethane	12	U	12	59	50	ug/Kg		09/27/06	SW846 5030B	SW846 8260B
cis-1,2-Dichloroethene	9.8	U	9.8	59	50	ug/Kg		09/27/06	SW846 5030B	SW846 8260B
cis-1,3-Dichloropropene	11	U	11	59	50	ug/Kg		09/27/06	SW846 5030B	SW846 8260B
Dibromomethane	11	U	11	59	50	ug/Kg		09/27/06	SW846 5030B	SW846 8260B
Dichlorodifluoromethane	9.8	U	9.8	59	50	ug/Kg		09/27/06	SW846 5030B	SW846 8260B
Diisopropyl Ether	8.1	U	8.1	59	50	ug/Kg		09/27/06	SW846 5030B	SW846 8260B
Ethylbenzene	12	U	12	59	50	ug/Kg		09/27/06	SW846 5030B	SW846 8260B
Fluorotrichloromethane	9.6	U	9.6	59	50	ug/Kg		09/27/06	SW846 5030B	SW846 8260B
Hexachlorobutadiene	31	U	31	59	50	ug/Kg		09/27/06	SW846 5030B	SW846 8260B
Isopropylbenzene	6.4	U	6.4	59	50	ug/Kg		09/27/06	SW846 5030B	SW846 8260B
Methylene Chloride	9.7	U	9.7	59	50	ug/Kg		09/27/06	SW846 5030B	SW846 8260B
Methyl-tert-butyl-ether	11	U	11	59	50	ug/Kg		09/27/06	SW846 5030B	SW846 8260B
Naphthalene	18	U	18	59	50	ug/Kg		09/27/06	SW846 5030B	SW846 8260B
n-Butylbenzene	48	U	48	59	50	ug/Kg		09/27/06	SW846 5030B	SW846 8260B
n-Propylbenzene	12	U	12	59	50	ug/Kg		09/27/06	SW846 5030B	SW846 8260B
p-Isopropyltoluene	23	U	23	59	50	ug/Kg		09/27/06	SW846 5030B	SW846 8260B
s-Butylbenzene	9.4	U	9.4	59	50	ug/Kg		09/27/06	SW846 5030B	SW846 8260B
Styrene	14	U	14	59	50	ug/Kg		09/27/06	SW846 5030B	SW846 8260B
t-Butylbenzene	14	U	14	59	50	ug/Kg		09/27/06	SW846 5030B	SW846 8260B
Tetrachloroethene	13	U	13	59	50	ug/Kg		09/27/06	SW846 5030B	SW846 8260B
Toluene	9.1	U	9.1	59	50	ug/Kg		09/27/06	SW846 5030B	SW846 8260B
trans-1,2-Dichloroethene	22	U	22	59	50	ug/Kg		09/27/06	SW846 5030B	SW846 8260B

All soil results are reported on a dry weight basis unless otherwise noted.

Pace Analytical Services, Inc.

1241 Bellevue Street
Green Bay, WI 54302
920-469-2436

Analytical Report Number: 876363

Client : FOTH & VAN DYKE
Project Name : KEMC-EAGLE SOUTH
Project Number : 06W003
Field ID : KSB-5-5.7-8.5'

Matrix Type : SOIL
Collection Date : 09/18/06
Report Date : 10/19/06
Lab Sample Number : 876363-003

VOLATILES

Prep Date: 09/27/06

Analyte	Result		MDL	EQL	Dil.	Units	Code	Anal Date	Prep Method	Anl Method
trans-1,3-Dichloropropene	12	U	12	59	50	ug/Kg		09/27/06	SW846 5030B	SW846 8260B
Trichloroethene	11	U	11	59	50	ug/Kg		09/27/06	SW846 5030B	SW846 8260B
Vinyl Chloride	12	U	12	59	50	ug/Kg		09/27/06	SW846 5030B	SW846 8260B
Xylene, m + p	18	U	18	120	50	ug/Kg		09/27/06	SW846 5030B	SW846 8260B
Xylene, o	8.1	U	8.1	59	50	ug/Kg		09/27/06	SW846 5030B	SW846 8260B
Surrogate			**LCL**	**UCL**						
4-Bromofluorobenzene	108		64	133	50	%		09/27/06	SW846 5030B	SW846 8260B
Toluene-d8	114		67	139	50	%		09/27/06	SW846 5030B	SW846 8260B
Dibromofluoromethane	109		64	140	50	%		09/27/06	SW846 5030B	SW846 8260B

PAH/PNA

Prep Date: 09/28/06

Analyte	Result		MDL	EQL	Dil.	Units	Code	Anal Date	Prep Method	Anl Method
Acenaphthene	3.5	U	3.5	30	1	ug/Kg		09/28/06	SW846 3545	8270C-SIM
Acenaphthylene	3.4	U	3.4	30	1	ug/Kg		09/28/06	SW846 3545	8270C-SIM
Anthracene	4.2	U	4.2	30	1	ug/Kg		09/28/06	SW846 3545	8270C-SIM
Benzo(a)anthracene	20	J	6.3	30	1	ug/Kg		09/28/06	SW846 3545	8270C-SIM
Benzo(a)pyrene	18	J	3.4	30	1	ug/Kg		09/28/06	SW846 3545	8270C-SIM
Benzo(b)fluoranthene	16	J	3.3	30	1	ug/Kg		09/28/06	SW846 3545	8270C-SIM
Benzo(ghi)perylene	11	J	4.2	30	1	ug/Kg		09/28/06	SW846 3545	8270C-SIM
Benzo(k)fluoranthene	14	J	3.6	30	1	ug/Kg		09/28/06	SW846 3545	8270C-SIM
Chrysene	26	J	5.1	30	1	ug/Kg		09/28/06	SW846 3545	8270C-SIM
Dibenz(a,h)anthracene	5.4	J	3.3	30	1	ug/Kg		09/28/06	SW846 3545	8270C-SIM
Fluoranthene	26	J	3.4	30	1	ug/Kg		09/28/06	SW846 3545	8270C-SIM
Fluorene	4.0	U	4.0	30	1	ug/Kg		09/28/06	SW846 3545	8270C-SIM
Indeno(1,2,3-cd)pyrene	9.8	J	3.0	30	1	ug/Kg		09/28/06	SW846 3545	8270C-SIM
Naphthalene	4.8	J	4.7	30	1	ug/Kg		09/28/06	SW846 3545	8270C-SIM
Phenanthrene	10	J	3.5	30	1	ug/Kg		09/28/06	SW846 3545	8270C-SIM
Pyrene	32		2.9	30	1	ug/Kg		09/28/06	SW846 3545	8270C-SIM
Surrogate			**LCL**	**UCL**						
Nitrobenzene-d5	68		10	141	1	%		09/28/06	SW846 3545	8270C-SIM
2-Fluorobiphenyl	67		10	161	1	%		09/28/06	SW846 3545	8270C-SIM
Terphenyl-d14	77		29	150	1	%		09/28/06	SW846 3545	8270C-SIM

All soil results are reported on a dry weight basis unless otherwise noted.

Pace Analytical Services, Inc.

1241 Bellevue Street
Green Bay, WI 54302
920-469-2436

Analytical Report Number: 876363

Client : FOTH & VAN DYKE
Project Name : KEMC-EAGLE SOUTH
Project Number : 06W003
Field ID : SB-634-14-16'

Matrix Type : SOIL
Collection Date : 09/18/06
Report Date : 10/19/06
Lab Sample Number : 876363-004

INORGANICS

Test	Result		MDL	EQL	Dil.	Units	Code	Anl Date	Prep Method	Anl Method
Leach Date	DONE				1			09/27/06	SW846 1312	
Leach Date - Conventionals	DONE				1			09/26/06	SW846 1311	
Aluminum	INCL.									
Antimony	INCL.									
Arsenic	INCL.									
Arsenic - SPLP	7.6	U	7.6	20	1	ug/L		09/30/06	SW846 3010A	SW846 6010B
Arsenic - TCLP	0.038	U	0.038	1.0	1	mg/L		09/30/06	SW846 3010A	SW846 6010B
Barium	INCL.									
Barium - SPLP	440		1.0	5.0	1	ug/L	A	09/30/06	SW846 3010A	SW846 6010B
Barium - TCLP	0.54	B	0.0050	1.0	1	mg/L		09/30/06	SW846 3010A	SW846 6010B
Beryllium	INCL.									
Boron	INCL.									
Cadmium	INCL.									
Cadmium - SPLP	0.74	U	0.74	5.0	1	ug/L		09/30/06	SW846 3010A	SW846 6010B
Cadmium - TCLP	0.0037	U	0.0037	0.25	1	mg/L		09/30/06	SW846 3010A	SW846 6010B
Chromium	INCL.									
Chromium - SPLP	1.3	U	1.3	5.0	1	ug/L		09/30/06	SW846 3010A	SW846 6010B
Chromium - TCLP	0.0066	U	0.0066	0.25	1	mg/L		09/30/06	SW846 3010A	SW846 6010B
Cobalt	INCL.									
Copper	INCL.									
Iron	INCL.									
Lead	INCL.									
Lead - SPLP	3.4	U	3.4	10	1	ug/L		09/30/06	SW846 3010A	SW846 6010B
Lead - TCLP	0.017	U	0.017	1.0	1	mg/L		09/30/06	SW846 3010A	SW846 6010B
Lithium	INCL.									
Magnesium	INCL.									
Manganese	INCL.									
Mercury	INCL.									
Mercury - SPLP	0.072	U	0.072	0.20	1	ug/L		10/02/06	SW846 7470A	SW846 7470A
Mercury - TCLP	0.029	U	0.029	0.080	1	mg/L		09/28/06	SW846 7470A	SW846 7470A
Molybdenum	INCL.									
Nickel	INCL.									
Selenium	INCL.									
Selenium - SPLP	8.3	U	8.3	20	1	ug/L		09/30/06	SW846 3010A	SW846 6010B
Selenium - TCLP	0.042	U	0.042	1.0	1	mg/L		09/30/06	SW846 3010A	SW846 6010B
Silver	INCL.									
Silver - SPLP	2.6	U	2.6	10	1	ug/L		09/30/06	SW846 3010A	SW846 6010B
Silver - TCLP	0.013	U	0.013	0.25	1	mg/L		09/30/06	SW846 3010A	SW846 6010B
Thallium	INCL.									
Vanadium	INCL.									
Zinc	INCL.									
Cyanide, Total	0.23	U	0.23	0.44	1	mg/kg		09/27/06	SW846 9012A	SW846 9012A
Percent Solids	75.4		—	—	1	%		09/25/06	SM M2540G	SM M2540G
pH, Laboratory	6.8		0.10	0.10	1	su		09/27/06	SW846 9040B	SW846 9040B

All soil results are reported on a dry weight basis unless otherwise noted.

Pace Analytical Services, Inc.

1241 Bellevue Street
Green Bay, WI 54302
920-469-2436

Analytical Report Number: 876363

Client : FOTH & VAN DYKE
Project Name : KEMC-EAGLE SOUTH
Project Number : 06W003
Field ID : SB-634-14-16'

Matrix Type : SOIL
Collection Date : 09/18/06
Report Date : 10/19/06
Lab Sample Number : 876363-004

SEMIVOLATILES - SPECIAL LIST - SIM

Prep Date: 10/11/06

Analyte	Result		MDL	EQL	Dil.	Units	Code	Anal Date	Prep Method	Anl Method
1-Methylnaphthalene	0.29		0.054	0.25	1	ug/L		10/11/06	SW846 3510C	8270C-SIM
2-Methylnaphthalene	0.57		0.059	0.25	1	ug/L		10/11/06	SW846 3510C	8270C-SIM
Acenaphthene	0.048	J	0.043	0.25	1	ug/L		10/11/06	SW846 3510C	8270C-SIM
Acenaphthylene	0.043	U	0.043	0.25	1	ug/L		10/11/06	SW846 3510C	8270C-SIM
Anthracene	0.061	U	0.061	0.25	1	ug/L		10/11/06	SW846 3510C	8270C-SIM
Benzo(a)anthracene	0.083	U	0.083	0.25	1	ug/L		10/11/06	SW846 3510C	8270C-SIM
Benzo(a)pyrene	0.097	U	0.097	0.25	1	ug/L	&	10/11/06	SW846 3510C	8270C-SIM
Benzo(b)fluoranthene	0.083	U	0.083	0.25	1	ug/L	&Z	10/11/06	SW846 3510C	8270C-SIM
Benzo(ghi)perylene	0.10	U	0.10	0.25	1	ug/L	&	10/11/06	SW846 3510C	8270C-SIM
Benzo(k)fluoranthene	0.10	U	0.10	0.25	1	ug/L	&Z	10/11/06	SW846 3510C	8270C-SIM
Chrysene	0.10	U	0.10	0.25	1	ug/L		10/11/06	SW846 3510C	8270C-SIM
Dibenz(a,h)anthracene	0.10	U	0.10	0.25	1	ug/L	&	10/11/06	SW846 3510C	8270C-SIM
Fluoranthene	0.082	U	0.082	0.25	1	ug/L		10/11/06	SW846 3510C	8270C-SIM
Fluorene	0.048	U	0.048	0.25	1	ug/L		10/11/06	SW846 3510C	8270C-SIM
Indeno(1,2,3-cd)pyrene	0.10	U	0.10	0.25	1	ug/L	&	10/11/06	SW846 3510C	8270C-SIM
Naphthalene	0.39		0.066	0.25	1	ug/L		10/11/06	SW846 3510C	8270C-SIM
Phenanthrene	0.060	U	0.060	0.25	1	ug/L		10/11/06	SW846 3510C	8270C-SIM
Pyrene	0.077	U	0.077	0.25	1	ug/L		10/11/06	SW846 3510C	8270C-SIM
Surrogate			**LCL**	**UCL**						
Nitrobenzene-d5	98		0	0	1	%		10/11/06	SW846 3510C	8270C-SIM
2-Fluorobiphenyl	85		0	0	1	%		10/11/06	SW846 3510C	8270C-SIM
Terphenyl-d14	96		0	0	1	%		10/11/06	SW846 3510C	8270C-SIM

All soil results are reported on a dry weight basis unless otherwise noted.

Pace Analytical Services, Inc.

1241 Bellevue Street
Green Bay, WI 54302
920-469-2436

Analytical Report Number: 876363

Client : FOTH & VAN DYKE
Project Name : KEMC-EAGLE SOUTH
Project Number : 06W003
Field ID : SB-633-5-7'

Matrix Type : SOIL
Collection Date : 09/18/06
Report Date : 10/19/06
Lab Sample Number : 876363-005

INORGANICS

Test	Result		MDL	EQL	Dil.	Units	Code	Anl Date	Prep Method	Anl Method
Leach Date - Conventionals	DONE				1			09/26/06	SW846 1311	
Aluminum	INCL.									
Antimony	INCL.									
Arsenic	INCL.									
Arsenic - TCLP	0.038	U	0.038	1.0	1	mg/L		09/30/06	SW846 3010A	SW846 6010B
Barium	INCL.									
Barium - TCLP	0.50	B	0.0050	1.0	1	mg/L		09/30/06	SW846 3010A	SW846 6010B
Beryllium	INCL.									
Boron	INCL.									
Cadmium	INCL.									
Cadmium - TCLP	0.0037	U	0.0037	0.25	1	mg/L		09/30/06	SW846 3010A	SW846 6010B
Chromium	INCL.									
Chromium - TCLP	0.0066	U	0.0066	0.25	1	mg/L		09/30/06	SW846 3010A	SW846 6010B
Cobalt	INCL.									
Copper	INCL.									
Iron	INCL.									
Lead	INCL.									
Lead - TCLP	0.017	U	0.017	1.0	1	mg/L		09/30/06	SW846 3010A	SW846 6010B
Lithium	INCL.									
Magnesium	INCL.									
Manganese	INCL.									
Mercury	INCL.									
Mercury - TCLP	0.029	U	0.029	0.080	1	mg/L		09/28/06	SW846 7470A	SW846 7470A
Molybdenum	INCL.									
Nickel	INCL.									
Selenium	INCL.									
Selenium - TCLP	0.042	U	0.042	1.0	1	mg/L		09/30/06	SW846 3010A	SW846 6010B
Silver	INCL.									
Silver - TCLP	0.013	U	0.013	0.25	1	mg/L		09/30/06	SW846 3010A	SW846 6010B
Thallium	INCL.									
Vanadium	INCL.									
Zinc	INCL.									
Cyanide, Total	0.30	U	0.30	0.59	1	mg/kg		09/27/06	SW846 9012A	SW846 9012A
Percent Solids	85.1		—	—	1	%		09/25/06	SM M2540G	SM M2540G
pH, Laboratory	6.4		0.10	0.10	1	su		09/28/06	SW846 9045C	SW846 9045C

All soil results are reported on a dry weight basis unless otherwise noted.

Pace Analytical Services, Inc.

1241 Bellevue Street
Green Bay, WI 54302
920-469-2436
Fax: 920-469-8827

Lab Number	TestGroupID	Field ID	Comment
876363-001	PAH-S	KSB-6-0-1.6'	Two internal standards failed high, this was confirmed by a second analysis.
876363-003	8260+-S-ME	KSB-5-5.7-8.5'	Sample received overweight (35.7 grams).
876363-04	M-BA-SP	All Samples	A - This parameter was detected at 390 ug/L in the SPLP Extraction Blank. This concentration can be attributed to background from the filter paper used in the SPLP filtering process. Sample results around this level may be due to procedure background.

Qualifier Codes

Flag	Applies To	Explanation
A	Inorganic	Analyte is detected in the method blank. Method blank criteria is evaluated to the laboratory method detection limit. Additionally, method blank acceptance may be based on project specific criteria or determined from analyte concentrations in the sample and are evaluated on a sample by sample basis.
B	Inorganic	The analyte has been detected between the method detection limit and the reporting limit.
B	Organic	Analyte is present in the method blank. Method blank criteria is evaluated to the laboratory method detection limit. Additionally, method blank acceptance may be based on project specific criteria or determined from analyte concentrations in the sample and are evaluated on a sample by sample basis.
C	All	Elevated detection limit.
D	All	Analyte value from diluted analysis or surrogate result not applicable due to sample dilution.
E	Inorganic	Estimated concentration due to matrix interferences. During the metals analysis the serial dilution failed to meet the established control limits of 0-10%. The sample concentration is greater than 50 times the IDL for analysis done on the ICP or 100 times the IDL for analysis done on the ICP-MS. The result was flagged with the E qualifier to indicate that a physical interference was observed.
E	Organic	Analyte concentration exceeds calibration range.
F	Inorganic	Due to potential interferences for this analysis by Inductively Coupled Plasma techniques (SW-846 Method 6010), this analyte has been confirmed by and reported from an alternate method.
F	Organic	Surrogate results outside control criteria.
G	All	The result is estimated because the concentration is less than the lowest calibration standard concentration utilized in the initial calibration. The method detection limit is less than the reporting limit specified for this project.
H	All	Preservation, extraction or analysis performed past holding time.
HF	Inorganic	This test is considered a field parameter, and the recommended holding time is 15 minutes from collection. The analysis was performed in the laboratory beyond the recommended holding time.
J	All	Concentration detected equal to or greater than the method detection limit but less than the reporting limit.
K	Inorganic	Sample received unpreserved. Sample was either preserved at the time of receipt or at the time of sample preparation.
K	Organic	Detection limit may be elevated due to the presence of an unrequested analyte.
L	All	Elevated detection limit due to low sample volume.
M	Organic	Sample pH was greater than 2
N	All	Spiked sample recovery not within control limits.
O	Organic	Sample received overweight.
P	Organic	The relative percent difference between the two columns for detected concentrations was greater than 40%.
Q	All	The analyte has been detected between the limit of detection (LOD) and limit of quantitation (LOQ). The results are qualified due to the uncertainty of analyte concentrations within this range.
S	Organic	The relative percent difference between quantitation and confirmation columns exceeds internal quality control criteria. Because the result is unconfirmed, it has been reported as a non-detect with an elevated detection limit.
U	All	The analyte was not detected at or above the reporting limit.
V	All	Sample received with headspace.
W	All	A second aliquot of sample was analyzed from a container with headspace.
X	All	See Sample Narrative.
Z	Organics	This compound was separated in the check standard but it did not meet the resolution criteria as set forth in SW846.
&	All	Laboratory Control Spike recovery not within control limits.
*	All	Precision not within control limits.
+	Inorganic	The sample result is greater than four times the spike level: therefore, the percent recovery is not evaluated.
<	All	The analyte was not detected at or above the reporting limit.
1	Inorganic	Dissolved analyte or filtered analyte greater than total analyte; analyses passed QC based on precision criteria.
2	Inorganic	Dissolved analyte or filtered analyte greater than total analyte; analyses failed QC based on precision criteria.
3	Inorganic	BOD result is estimated due to the BOD blank exceeding the allowable oxygen depletion.
4	Inorganic	BOD duplicate precision not within control limits. Due to the 48 hour holding time for this test, it is not practical to reanalyze and try to correct the deficiency.
5	Inorganic	BOD result is estimated due to insufficient oxygen depletion. Due to the 48 hour holding time for this test, it is not practical to reanalyze and try to correct the deficiency.
6	Inorganic	BOD laboratory control sample not within control limits. Due to the 48 hour holding time for this test, it is not practical to reanalyze and try to correct the deficiency.
7	Inorganic	BOD result is estimated due to complete oxygen depletion. Due to the 48 hour holding time for this test, it is not practical to reanalyze and try to correct the deficiency.

Pace Analytical Services, Inc.

Analysis Summary by Laboratory

1241 Bellevue Street
Green Bay, WI 54302

Test Group Name	876363-001	876363-002	876363-003	876363-004	876363-005
ALUMINUM	M	M	M	M	M
ANTIMONY	M	M	M	M	M
ARSENIC	M	M	M	M	M
ARSENIC - SPLP				B	
ARSENIC - TCLP	B	B	B	B	B
BARIUM	M	M	M	M	M
BARIUM - SPLP				B	
BARIUM - TCLP	B	B	B	B	B
BERYLLIUM	M	M	M	M	M
BORON	M	M	M	M	M
CADMIUM	M	M	M	M	M
CADMIUM - SPLP				B	
CADMIUM - TCLP	B	B	B	B	B
CHROMIUM	M	M	M	M	M
CHROMIUM - SPLP				B	
CHROMIUM - TCLP	B	B	B	B	B
COBALT	M	M	M	M	M
COPPER	M	M	M	M	M
CYANIDE, TOTAL	B	B	B	B	B
IRON	M	M	M	M	M
LEAD	M	M	M	M	M
LEAD - SPLP				B	
LEAD - TCLP	B	B	B	B	B
LITHIUM	M	M	M	M	M
MAGNESIUM	M	M	M	M	M
MANGANESE	M	M	M	M	M
MERCURY	M	M	M	M	M
MERCURY - SPLP				B	
MERCURY - TCLP	B	B	B	B	B
MOLYBDENUM	M	M	M	M	M
NICKEL	M	M	M	M	M
PAH/PNA	B	B	B		
PERCENT SOLIDS	B	B	B	B	B
PH, LABORATORY	B	B	B	B	B
SELENIUM	M	M	M	M	M
SELENIUM - SPLP				B	
SELENIUM - TCLP	B	B	B	B	B
SEMIVOLATILES - SPECIAL LIST - SI				K	
SILVER	M	M	M	M	M
SILVER - SPLP				B	
SILVER - TCLP	B	B	B	B	B

Pace Analytical Services, Inc.

Analysis Summary by Laboratory

1241 Bellevue Street
Green Bay, WI 54302

Test Group Name	876363-001	876363-002	876363-003	876363-004	876363-005
THALLIUM	M	M	M	M	M
VANADIUM	M	M	M	M	M
VOLATILES	G	G	G		
VOLATILES - SPLP	G	G			
ZINC	M	M	M	M	M

Code	Facility	Address	MI Certification
B	Green Bay Lab (Bellevue St)	1241 Bellevue Street, Suite 9 Green Bay, WI 54302	Not Certified
G	Green Bay Lab (Industrial Dr)	1795 Industrial Drive Green Bay, WI 54302	Not Certified
K	Kimberly Laboratory	1090 Kennedy Ave. Kimberly, WI 54136	Not Certified
M	Minnesota Laboratory	1700 Elm Street, Suite 200 Minneapolis, MN	Not Certified

Pace Analytical Services, Inc.

QC Summary

1241 Bellevue Street
Green Bay, WI 54302
920-469-2436
Fax: 920-469-8827

SDG: 876363
Lab Section: WETCHEM
QC Batch Number: 14565
Prep Method: SW846 9040B
Analytical Method: SW846 9040B

QC Type	Client Sample ID	Lab Sample ID
DUP	876430-002DUP	876430-002DUP

Client Sample ID	Lab Sample ID		Client Sample ID	Lab Sample ID
SB-634-14-16'	876363-004	MB		

Test Name	Method Blank Result Conc	LCS Spiked Conc	LCS Recovery Conc	LCS Recovery %	C	LCSD Spiked Conc	LCSD Recovery Conc	LCSD Recovery %	C	LCS/LCSD RPD %	C	LCS/LCSD Control Limits LCL %	UCL %	RPD %	Parent Sample Number	Parent Result Conc	Lab Dup Conc	Lab Dup RPD %	C	Lab Dup RPD Limit %
pH, Laboratory	—	0	—	—		—	—	—		—		—	—	—	876430-002	8.700	8.66	0.5		20

Conc = su unless otherwise noted
C = QC Code, see Qualifer Sheet
Parent Result is reported down to MDL in order to allow Validation of this worksheet
The %R and RPD results are calculated from raw data values with more significant figures than are reported on this form.

Report Date: 10/19/2006
QC Batch Number: 14565

Pace Analytical Services, Inc.

QC Summary

1241 Bellevue Street
Green Bay, WI 54302
920-469-2436
Fax: 920-469-8827

SDG: 876363
Lab Section: WETCHEM
QC Batch Number: 14640
Prep Method: SW846 9045C
Analytical Method: SW846 9045C

QC Type	Client Sample ID	Lab Sample ID
DUP	KSB-5-5.7-8.5'DUP.	876363-003DUP

Client Sample ID	Lab Sample ID		Client Sample ID	Lab Sample ID	
KSB-6-0-1.6'	876363-001	MB	KMW-1-3-4'	876363-002	MB
KSB-5-5.7-8.5'	876363-003	MB	SB-633-5-7'	876363-005	MB

Test Name	Method Blank Result Conc	LCS Spiked Conc	LCS Recovery Conc	%	C	LCSD Spiked Conc	LCSD Recovery Conc	%	C	LCS/LCSD RPD %	C	LCS/LCSD Control Limits LCL %	UCL %	RPD %	Parent Sample Number	Parent Result Conc	Lab Dup Conc	Lab Dup RPD %	C	Lab Dup RPD Limit %
pH, Laboratory	—	0	---	---		---	---	---		---		---	---	---	876363-003	5.850	5.81	0.7		20

Conc = su unless otherwise noted
C = QC Code, see Qualifer Sheet
Parent Result is reported down to MDL in order to allow Validation of this worksheet
The %R and RPD results are calculated from raw data values with more significant figures than are reported on this form.

Report Date: 10/19/2006
QC Batch Number: 14640

Pace Analytical Services, Inc.

QC Summary

1241 Bellevue Street
Green Bay, WI 54302
920-469-2436
Fax: 920-469-8827

Batch: 876363
Lab Section: VOA
QC Batch Number: 14550
Prep Method: SW846 5030B
Analytical Method: SW846 8260B

QC Type	Client Sample ID	Lab Sample ID
MB	vog1995-38MB	vog1995-38MB
LCS	vog1995-38LCS	vog1995-38LCS
LCSD	vog1995-38LCSD	vog1995-38LCSD
MS	876355-005MS	876355-005MS
MSD	876355-005MSD	876355-005MSD

Client Sample ID	Lab Sample ID	MB ID
KSB-6-0-1.6'	876363-001	MB
KSB-5-5.7-8.5'	876363-003	MB
KMW-1-3-4'	876363-002	MB

Test Name	Method Blank Result		Conc	LCS Spiked Conc	LCS Recovery Conc	%	C	LCSD Spiked Conc	LCSD Recovery Conc	%	C	LCS/LCSD RPD %	C	LCS/LCSD Control Limits LCL %	UCL %	RPD %	Parent Sample Number		Parent Result Conc	MS Spiked Conc	MS Recovery Conc	%	C	MSD Spiked Conc	MSD Recovery Conc	%	C	MS/MSD RPD %	C	MS/MSD Control Limits LCL %	UCL %	RPD %
1,1,1,2-Tetrachloroethane		<	16	0	---	---		---	---	---		---		---	---	---	---		---	---	---	---		---	---	---		---		---	---	---
1,1-Dichloropropene		<	19	0	---	---		---	---	---		---		---	---	---	---		---	---	---	---		---	---	---		---		---	---	---
1,2,3-Trichlorobenzene		<	17	0	---	---		---	---	---		---		---	---	---	---		---	---	---	---		---	---	---		---		---	---	---
1,2,3-Trichloropropane		<	21	0	---	---		---	---	---		---		---	---	---	---		---	---	---	---		---	---	---		---		---	---	---
1,2,4-Trichlorobenzene		<	16	0	---	---		---	---	---		---		---	---	---	---		---	---	---	---		---	---	---		---		---	---	---
1,2,4-Trimethylbenzene		<	12	0	---	---		---	---	---		---		---	---	---	---		---	---	---	---		---	---	---		---		---	---	---
1,2-Dibromo-3-chloropropan		<	12	0	---	---		---	---	---		---		---	---	---	---		---	---	---	---		---	---	---		---		---	---	---
1,2-Dibromoethane		<	18	0	---	---		---	---	---		---		---	---	---	---		---	---	---	---		---	---	---		---		---	---	---
1,2-Dichlorobenzene		<	12	0	---	---		---	---	---		---		---	---	---	---		---	---	---	---		---	---	---		---		---	---	---
1,3,5-Trimethylbenzene		<	12	0	---	---		---	---	---		---		---	---	---	---		---	---	---	---		---	---	---		---		---	---	---
1,3-Dichlorobenzene		<	16	0	---	---		---	---	---		---		---	---	---	---		---	---	---	---		---	---	---		---		---	---	---
1,3-Dichloropropane		<	12	0	---	---		---	---	---		---		---	---	---	---		---	---	---	---		---	---	---		---		---	---	---
1,4-Dichlorobenzene		<	18	0	---	---		---	---	---		---		---	---	---	---		---	---	---	---		---	---	---		---		---	---	---
2,2-Dichloropropane		<	16	0	---	---		---	---	---		---		---	---	---	---		---	---	---	---		---	---	---		---		---	---	---
2-Chlorotoluene		<	18	0	---	---		---	---	---		---		---	---	---	---		---	---	---	---		---	---	---		---		---	---	---
4-Chlorotoluene		<	23	0	---	---		---	---	---		---		---	---	---	---		---	---	---	---		---	---	---		---		---	---	---
Bromobenzene		<	14	0	---	---		---	---	---		---		---	---	---	---		---	---	---	---		---	---	---		---		---	---	---
Bromochloromethane		<	16	0	---	---		---	---	---		---		---	---	---	---		---	---	---	---		---	---	---		---		---	---	---
Dibromomethane		<	18	0	---	---		---	---	---		---		---	---	---	---		---	---	---	---		---	---	---		---		---	---	---
Dichlorodifluoromethane		<	21	0	---	---		---	---	---		---		---	---	---	---		---	---	---	---		---	---	---		---		---	---	---
Diisopropyl Ether		<	9.5	0	---	---		---	---	---		---		---	---	---	---		---	---	---	---		---	---	---		---		---	---	---

Conc = ug/Kg unless otherwise noted
C = QC Code, see Qualifer Sheet
Parent Result is reported down to MDL in order to allow Validation of this worksheet
The %R and RPD results are calculated from raw data values with more significant figures than are reported on this form.

Report Date: 10/19/2006
QC Batch Number: 14550

Pace Analytical Services, Inc.

QC Summary

1241 Bellevue Street
Green Bay, WI 54302
920-469-2436
Fax: 920-469-8827

Test Name	Method Blank Result	Conc	LCS Spiked Conc	LCS Recovery Conc	%	C	LCSD Spiked Conc	LCSD Recovery Conc	%	C	LCS/LCSD RPD %	C	LCS/LCSD Control Limits LCL %	UCL %	RPD %	Parent Sample Number	Parent Result	Conc	MS Spiked Conc	MS Recovery Conc	%	C	MSD Spiked Conc	MSD Recovery Conc	%	C	MS/MSD RPD %	C	MS/MSD Control Limits LCL %	UCL %	RPD %
Fluorotrichloromethane	<	19	0	---	---		---	---	---		---		---	---	---	---		---	---	---	---		---	---	---		---		---	---	---
Hexachlorobutadiene	<	23	0	---	---		---	---	---		---		---	---	---	---		---	---	---	---		---	---	---		---		---	---	---
Isopropylbenzene	<	11	0	---	---		---	---	---		---		---	---	---	---		---	---	---	---		---	---	---		---		---	---	---
Methyl-tert-butyl-ether	<	15	0	---	---		---	---	---		---		---	---	---	---		---	---	---	---		---	---	---		---		---	---	---
Naphthalene	<	15	0	---	---		---	---	---		---		---	---	---	---		---	---	---	---		---	---	---		---		---	---	---
n-Butylbenzene	<	12	0	---	---		---	---	---		---		---	---	---	---		---	---	---	---		---	---	---		---		---	---	---
n-Propylbenzene	<	5.5	0	---	---		---	---	---		---		---	---	---	---		---	---	---	---		---	---	---		---		---	---	---
p-Isopropyltoluene	<	12	0	---	---		---	---	---		---		---	---	---	---		---	---	---	---		---	---	---		---		---	---	---
s-Butylbenzene	<	8	0	---	---		---	---	---		---		---	---	---	---		---	---	---	---		---	---	---		---		---	---	---
t-Butylbenzene	<	12	0	---	---		---	---	---		---		---	---	---	---		---	---	---	---		---	---	---		---		---	---	---
1,1,1-Trichloroethane	<	19	2500.0	2497.3	100		2500.0	2601.5	104		4.1		75	125	20	876355-005		0.0000	2834.1	2391.9	84		2834.1	2403.8	85		0.5		50	150	50
1,1,2,2-Tetrachloroethane	<	21	2500.0	2334.7	93		2500.0	2499.8	100		6.8		75	125	20	876355-005		0.0000	2834.1	2382.8	84		2834.1	2429.7	86		1.9		50	150	50
1,1,2-Trichloroethane	<	24	2500.0	2583.6	103		2500.0	2625.9	105		1.6		75	125	20	876355-005		0.0000	2834.1	2550.6	90		2834.1	2589.4	91		1.5		50	150	50
1,1-Dichloroethane	<	19	2500.0	2572.2	103		2500.0	2693.5	108		4.6		75	125	20	876355-005		0.0000	2834.1	2504.9	88		2834.1	2594.8	92		3.5		50	150	50
1,1-Dichloroethene	<	22	2500.0	2724	109		2500.0	2807.4	112		3.0		54	149	20	876355-005		0.0000	2834.1	2645.8	93		2834.1	2589.1	91		2.2		40	120	50
1,2-Dichloroethane	<	21	2500.0	2508.2	100		2500.0	2667.1	107		6.1		75	125	20	876355-005		0.0000	2834.1	2502.9	88		2834.1	2485.3	88		0.7		50	150	50
1,2-Dichloropropane	<	22	2500.0	2627.6	105		2500.0	2598.9	104		1.1		75	125	20	876355-005		0.0000	2834.1	2478.2	87		2834.1	2572.3	91		3.7		50	150	50
Benzene	<	14	2500.0	2484	99		2500.0	2640.1	106		6.1		75	125	20	876355-005	<	13	2834.1	2766.5	98		2834.1	2850.7	101		3.0		50	150	50
Bromodichloromethane	<	16	2500.0	2814.8	113		2500.0	2691.6	108		4.5		75	125	20	876355-005		0.0000	2834.1	2490.1	88		2834.1	2679.4	95		7.3		50	150	50
Bromoform	<	20	2500.0	2556.2	102		2500.0	2526	101		1.2		72	125	20	876355-005		0.0000	2834.1	2393.3	84		2834.1	2528.8	89		5.5		50	150	50
Bromomethane	<	24	2500.0	2343.9	94		2500.0	2582.7	103		9.7		40	159	20	876355-005		0.0000	2834.1	2304.5	81		2834.1	2335.9	82		1.4		40	120	50
Carbon Tetrachloride	<	16	2500.0	2716	109		2500.0	2664.9	107		1.9		75	125	20	876355-005		0.0000	2834.1	2416.7	85		2834.1	2539.4	90		5.0		50	150	50
Chlorobenzene	<	9.5	2500.0	2613.5	105		2500.0	2595.2	104		0.7		75	125	20	876355-005		0.0000	2834.1	2481.1	88		2834.1	2538.5	90		2.3		50	150	50
Chlorodibromomethane	<	20	2500.0	2695.3	108		2500.0	2685	107		0.4		75	125	20	876355-005		0.0000	2834.1	2481.1	88		2834.1	2651.8	94		6.7		50	150	50
Chloroethane	<	25	2500.0	2431.2	97		2500.0	2469.8	99		1.6		40	179	20	876355-005		0.0000	2834.1	2343.2	83		2834.1	2374.6	84		1.3		40	120	50
Chloroform	<	18	2500.0	2450.2	98		2500.0	2608.5	104		6.3		75	125	20	876355-005		0.0000	2834.1	2453.7	87		2834.1	2461.8	87		0.3		50	150	50
Chloromethane	<	20	2500.0	2155.5	86		2500.0	2315.5	93		7.2		42	125	20	876355-005		0.0000	2834.1	2037.4	72		2834.1	2064.4	73		1.3		40	120	50
cis-1,2-Dichloroethene	<	20	2500.0	2442.4	98		2500.0	2595.4	104		6.1		75	125	20	876355-005		0.0000	2834.1	2468.5	87		2834.1	2423.5	86		1.4		50	150	50
cis-1,3-Dichloropropene	<	14	2500.0	2535.9	101		2500.0	2450.6	98		3.4		75	125	20	876355-005		0.0000	2834.1	2289.1	81		2834.1	2364.2	83		3.2		50	150	50
Ethylbenzene	<	15	2500.0	2655.8	106		2500.0	2632.1	105		0.9		75	125	20	876355-005		32.582	2834.1	2938.7	103		2834.1	3065.5	107		4.2		50	150	50
Methylene Chloride	<	14	2500.0	3266.7	131		2500.0	2783.3	111		16.0		58	144	20	876355-005		0.0000	2834.1	2585.1	91		2834.1	2667.2	94		3.1		40	120	50
Styrene	<	12	2500.0	2698	108		2500.0	2667.4	107		1.1		75	130	20	876355-005		0.0000	2834.1	2547.9	90		2834.1	2666.2	94		4.5		50	150	50

Conc = ug/Kg unless otherwise noted
C = QC Code, see Qualifer Sheet
Parent Result is reported down to MDL in order to allow Validation of this worksheet
The %R and RPD results are calculated from raw data values with more significant figures than are reported on this form.

Report Date: 10/19/2006
QC Batch Number: 14550

Pace Analytical Services, Inc.

QC Summary

1241 Bellevue Street
Green Bay, WI 54302
920-469-2436
Fax: 920-469-8827

Test Name	Method Blank Result Conc	LCS Spiked Conc	LCS Recovery Conc	LCS Recovery %	C	LCSD Spiked Conc	LCSD Recovery Conc	LCSD Recovery %	C	LCS/LCSD RPD %	C	LCS/LCSD Control Limits LCL %	UCL %	RPD %	Parent Sample Number	Parent Result Conc	MS Spiked Conc	MS Recovery Conc	MS Recovery %	C	MSD Spiked Conc	MSD Recovery Conc	MSD Recovery %	C	MS/MSD RPD %	C	MS/MSD Control Limits LCL %	UCL %	RPD %
Tetrachloroethene	< 16	2500.0	2609.4	104		2500.0	2575.6	103		1.3		75	125	20	876355-005	0.0000	2834.1	2515.6	89		2834.1	2599	92		3.3		50	150	50
Toluene	< 8.5	2500.0	2610.6	104		2500.0	2567.6	103		1.7		75	125	20	876355-005	10.469	2834.1	2856.7	100		2834.1	2957.1	104		3.5		50	150	50
trans-1,2-Dichloroethene	< 14	2500.0	2559.6	102		2500.0	2727.4	109		6.3		75	125	20	876355-005	0.0000	2834.1	2616.1	92		2834.1	2544.1	90		2.8		50	150	50
trans-1,3-Dichloropropene	< 15	2500.0	2221.9	89		2500.0	2165.2	87		2.6		75	125	20	876355-005	0.0000	2834.1	2049.2	72		2834.1	2122.8	75		3.5		50	150	50
Trichloroethene	< 20	2500.0	2648.8	106		2500.0	2654.5	106		0.2		75	125	20	876355-005	0.0000	2834.1	2480.2	88		2834.1	2607.7	92		5.0		50	150	50
Vinyl Chloride	< 14	2500.0	2291.7	92		2500.0	2439.4	98		6.2		49	125	20	876355-005	0.0000	2834.1	2141.3	76		2834.1	2190.2	77		2.3		40	120	50
Xylene, m + p	< 22	5000.0	5284.9	106		5000.0	5212.7	104		1.4		75	127	20	876355-005	54.253	5668.3	5716.8	100		5668.3	6031.2	105		5.4		50	150	50
Xylene, o	< 15	2500.0	2603.6	104		2500.0	2582.2	103		0.8		75	125	20	876355-005	< 7.8	2834.1	2833.5	100		2834.1	2947.7	104		4.0		50	150	50
4-Bromofluorobenzene	106%	—	—	100		—	—	102		—		64	133	—	876355-005	96%	—	—	98		—	—	100		—		64	133	—
Toluene-d8	112%	—	—	107		—	—	109		—		67	139	—	876355-005	102%	—	—	105		—	—	104		—		67	139	—
Dibromofluoromethane	110%	—	—	104		—	—	110		—		64	140	—	876355-005	104%	—	—	103		—	—	103		—		64	140	—

Conc = ug/Kg unless otherwise noted
C = QC Code, see Qualifer Sheet
Parent Result is reported down to MDL in order to allow Validation of this worksheet
The %R and RPD results are calculated from raw data values with more significant figures than are reported on this form.

Report Date: 10/19/2006
QC Batch Number: 14550

Pace Analytical Services, Inc.

1241 Bellevue Street
Green Bay, WI 54302
920-469-2436
Fax: 920-469-8827

QC Summary

Batch: 876363
Lab Section: WETCHEM
QC Batch Number: 14570
Prep Method: SW846 9012A
Analytical Method: SW846 9012A

QC Type	Client Sample ID	Lab Sample ID
MB	WCG1946-093MB	WCG1946-093MB
LCS	WCG1946-093MBLCS	WCG1946-093MBLCS
MS	SB-633-5-7'MS	876363-005MS
MSD	SB-633-5-7'MSD	876363-005MSD

Client Sample ID	Lab Sample ID	MB ID
KSB-6-0-1.6'	876363-001	MB
KSB-5-5.7-6.5'	876363-003	MB
SB-633-5-7'	876363-005	MB
KMW-1-3-4'	876363-002	MB
SB-634-14-16'	876363-004	MB

Test Name	Method Blank Result	Method Blank Result Conc	LCS Spiked Conc	LCS Recovery Conc	LCS Recovery %	LCS Recovery C	LCSD Spiked Conc	LCSD Recovery Conc	LCSD Recovery %	LCSD Recovery C	LCS/LCSD RPD %	LCS/LCSD RPD C	LCS/LCSD Control Limits LCL %	LCS/LCSD Control Limits UCL %	LCS/LCSD Control Limits RPD %	Parent Sample Number	Parent Result	Parent Result Conc	MS Spiked Conc	MS Recovery Conc	MS Recovery %	MS Recovery C	MSD Spiked Conc	MSD Recovery Conc	MSD Recovery %	MSD Recovery C	MS/MSD RPD %	MS/MSD RPD C	MS/MSD Control Limits LCL %	MS/MSD Control Limits UCL %	MS/MSD Control Limits RPD %
Cyanide, Total	<	0.31	3.0	3.2	105.5		---	---	---		---		81	119	20	876363-005	<	0.3	2.9	3.1	105.5		2.9	3.2	107.7		2.1		70	122	20

Conc = mg/kg unless otherwise noted
C = QC Code, see Qualifer Sheet
Parent Result is reported down to MDL in order to allow Validation of this worksheet
The %R and RPD results are calculated from raw data values with more significant figures than are reported on this form.

Report Date: 10/19/2006
QC Batch Number: 14570

Pace Analytical Services, Inc.

QC Summary

1241 Bellevue Street
Green Bay, WI 54302
920-469-2436
Fax: 920-469-8827

Batch: 876363
Lab Section: METALS
QC Batch Number: 14574
Prep Method: SW846 7470A
Analytical Method: SW846 7470A

QC Type	Client Sample ID	Lab Sample ID
MB	MTG1985-14MB	MTG1985-14MB
LCS	MTG1985-14LCS	MTG1985-14LCS
MS	876362-001MS	876362-001MS
MSD	876362-001MSD	876362-001MSD

Client Sample ID	Lab Sample ID	MB ID
KSB-6-0-1.6'	876363-001	MB
KSB-5-5.7-8.5'	876363-003	MB
SB-633-5-7'	876363-005	MB
KMW-1-3-4'	876363-002	MB
SB-634-14-16'	876363-004	MB

Test Name	Method Blank Result Conc	LCS Spiked Conc	LCS Recovery Conc	LCS Recovery %	LCS Recovery C	LCSD Spiked Conc	LCSD Recovery Conc	LCSD Recovery %	LCSD Recovery C	LCS/LCSD RPD %	LCS/LCSD RPD C	LCS/LCSD Control Limits LCL %	LCS/LCSD Control Limits UCL %	LCS/LCSD Control Limits RPD %	Parent Sample Number	Parent Result Conc	MS Spiked Conc	MS Recovery Conc	MS Recovery %	MS Recovery C	MSD Spiked Conc	MSD Recovery Conc	MSD Recovery %	MSD Recovery C	MS/MSD RPD %	MS/MSD RPD C	MS/MSD Control Limits LCL %	MS/MSD Control Limits UCL %	MS/MSD Control Limits RPD %
Mercury - TCLP	< 7.2e-005	0.0050	0.005	100.8		—	—	—		—		85	115	20	876362-001	< 0.029	2.0	2	100.9		2.0	2	100.9		0.1		85	115	20

Conc = mg/L unless otherwise noted
C = QC Code, see Qualifer Sheet
Parent Result is reported down to MDL in order to allow Validation of this worksheet
The %R and RPD results are calculated from raw data values with more significant figures than are reported on this form.

Report Date: 10/19/2006
QC Batch Number: 14574

Pace Analytical Services, Inc.

QC Summary

1241 Bellevue Street
Green Bay, WI 54302
920-469-2436
Fax: 920-469-8827

Batch: 876363
Lab Section: METALS
QC Batch Number: 14576
Prep Method: SW846 3010A
Analytical Method: SW846 6010B

QC Type	Client Sample ID	Lab Sample ID
MB	MBTMTG1984-39	MBTMTG1984-39
LCS	LCSTMTG1984-39	LCSTMTG1984-39
MS	876362-001MS	876362-001MS
MSD	876362-001MSD	876362-001MSD

Client Sample ID	Lab Sample ID	MB ID	Client Sample ID	Lab Sample ID	MB ID
KSB-6-0-1.6'	876363-001	MB	KMW-1-3-4'	876363-002	MB
KSB-5-5.7-8.5'	876363-003	MB	SB-634-14-16'	876363-004	MB
SB-633-5-7'	876363-005	MB			

Test Name	Method Blank Result	Conc	LCS Spiked Conc	LCS Recovery Conc	%	C	LCSD Spiked Conc	LCSD Recovery Conc	%	C	LCS/LCSD RPD %	C	LCS/LCSD Control Limits LCL %	UCL %	RPD %	Parent Sample Number	Parent Result	Conc	MS Spiked Conc	MS Recovery Conc	%	C	MSD Spiked Conc	MSD Recovery Conc	%	C	MS/MSD RPD %	C	MS/MSD Control Limits LCL %	UCL %	RPD %
Arsenic - TCLP	<	0.0076	0.50	0.47	94.8		---	---	---		---		80	120	20	876362-001	<	0.038	2.5	2.5	98.1		2.5	2.5	98.3		0.2		75	125	20
Barium - TCLP	<	0.001	0.50	0.46	92.8		---	---	---		---		80	120	20	876362-001		0.51	2.5	3	98.5		2.5	2.9	95.8		2.3		75	125	20
Cadmium - TCLP	<	0.00074	0.50	0.47	93.6		---	---	---		---		80	120	20	876362-001	<	0.0037	2.5	2.5	98.0		2.5	2.4	97.1		0.9		75	125	20
Chromium - TCLP	<	0.0013	0.50	0.51	102.7		---	---	---		---		80	120	20	876362-001	<	0.0066	2.5	2.7	107.5		2.5	2.6	104.1		3.2		75	125	20
Lead - TCLP	<	0.0034	0.50	0.47	94.5		---	---	---		---		80	120	20	876362-001	<	0.017	2.5	2.5	98.5		2.5	2.4	97.4		1.1		75	125	20
Selenium - TCLP	<	0.0083	0.50	0.49	97.4		---	---	---		---		80	120	20	876362-001	<	0.042	2.5	2.5	101.0		2.5	2.5	101.4		0.3		75	125	20
Silver - TCLP	<	0.0026	0.25	0.24	95.1		---	---	---		---		80	120	20	876362-001	<	0.013	1.2	1.3	100.2		1.2	1.2	99.5		0.6		75	125	20

Conc = mg/L unless otherwise noted
C = QC Code, see Qualifer Sheet
Parent Result is reported down to MDL in order to allow Validation of this worksheet
The %R and RPD results are calculated from raw data values with more significant figures than are reported on this form.

Report Date: 10/19/2006
QC Batch Number: 14576

Pace Analytical Services, Inc.

QC Summary

1241 Bellevue Street
Green Bay, WI 54302
920-469-2436
Fax: 920-469-8827

Batch: 876363
Lab Section: BNASIM
QC Batch Number: 14597
Prep Method: SW846 3545
Analytical Method: 8270C-SIM

QC Type	Client Sample ID	Lab Sample ID
MB	svog1933-87MB	svog1933-87MB
LCS	svog1933-87LCS	svog1933-87LCS
LCSD	svog1933-87LCSD	svog1933-87LCSD
MS	876355-005MS	876355-005MS
MSD	876355-005MSD	876355-005MSD

Client Sample ID	Lab Sample ID	MB ID	Client Sample ID	Lab Sample ID	MB ID
KSB-6-0-1.6'	876363-001	MB			

Test Name	Method Blank Result	Conc	LCS Spiked Conc	LCS Recovery Conc	%	C	LCSD Spiked Conc	LCSD Recovery Conc	%	C	LCS/LCSD RPD %	C	LCS/LCSD Control Limits LCL %	UCL %	RPD %	Parent Sample Number		Parent Result Conc	MS Spiked Conc	MS Recovery Conc	%	C	MSD Spiked Conc	MSD Recovery Conc	%	C	MS/MSD RPD %	C	MS/MSD Control Limits LCL %	UCL %	RPD %
Acenaphthene	<	3	500.0	424.3	85		500.0	434.9	87		2.5		47	143	20	---		---	---	---	---		---	---	---		---		---	---	---
Acenaphthylene	<	2.9	500.0	436.7	87		500.0	449.3	90		2.8		56	134	20	---		---	---	---	---		---	---	---		---		---	---	---
Anthracene	<	3.6	500.0	457.1	91		500.0	465.3	93		1.8		45	147	23	---		---	---	---	---		---	---	---		---		---	---	---
Benzo(a)anthracene	<	5.3	500.0	452.9	91		500.0	456.8	91		0.9		50	140	20	---		---	---	---	---		---	---	---		---		---	---	---
Benzo(a)pyrene	J	3.2	500.0	519.7	104		500.0	520.1	104		0.1		61	141	20	---		---	---	---	---		---	---	---		---		---	---	---
Benzo(b)fluoranthene	J	2.8	500.0	532	106		500.0	555	111		4.2		55	141	20	---		---	---	---	---		---	---	---		---		---	---	---
Benzo(ghi)perylene	<	3.6	500.0	492	98		500.0	489.5	98		0.5		42	142	20	---		---	---	---	---		---	---	---		---		---	---	---
Benzo(k)fluoranthene	J	3.8	500.0	480.2	96		500.0	473.7	95		1.4		53	155	20	---		---	---	---	---		---	---	---		---		---	---	---
Chrysene	<	4.4	500.0	441.9	88		500.0	443.3	89		0.3		57	135	20	---		---	---	---	---		---	---	---		---		---	---	---
Dibenz(a,h)anthracene	J	2.8	500.0	502.9	101		500.0	504.7	101		0.3		54	148	20	---		---	---	---	---		---	---	---		---		---	---	---
Fluoranthene	<	2.9	500.0	471.4	94		500.0	474.9	95		0.7		54	139	20	---		---	---	---	---		---	---	---		---		---	---	---
Fluorene	<	3.4	500.0	438.5	88		500.0	449.5	90		2.5		48	139	21	---		---	---	---	---		---	---	---		---		---	---	---
Indeno(1,2,3-cd)pyrene	J	2.9	500.0	505.8	101		500.0	505	101		0.2		49	147	21	---		---	---	---	---		---	---	---		---		---	---	---
Naphthalene	<	4	500.0	412.8	83		500.0	421.7	84		2.1		48	131	27	---		---	---	---	---		---	---	---		---		---	---	---
Phenanthrene	<	2.9	500.0	438.4	88		500.0	443.3	89		1.1		52	134	20	---		---	---	---	---		---	---	---		---		---	---	---
Pyrene	<	2.5	500.0	435.5	87		500.0	436.8	87		0.3		49	144	20	---		---	---	---	---		---	---	---		---		---	---	---
Nitrobenzene-d5		97%	---	---	83		---	---	84		---		10	141	---	---		---	---	---	---		---	---	---		---		---	---	---
2-Fluorobiphenyl		89%	---	---	81		---	---	86		---		10	161	---	---		---	---	---	---		---	---	---		---		---	---	---
Terphenyl-d14		83%	---	---	76		---	---	81		---		29	150	---	---		---	---	---	---		---	---	---		---		---	---	---
Benzo(a)anthracene		---	0	---	---		---	---	---		---		---	---	---	876355-005	<	6	566.0	464.9	82		566.0	439.7	78		5.6		36	139	46
Benzo(a)pyrene		---	0	---	---		---	---	---		---		---	---	---	876355-005	<	3.3	566.0	532.4	94		566.0	493.2	87		7.7		34	147	28

Conc = ug/Kg unless otherwise noted
C = QC Code, see Qualifer Sheet
Parent Result is reported down to MDL in order to allow Validation of this worksheet
The %R and RPD results are calculated from raw data values with more significant figures than are reported on this form.

Report Date: 10/19/2006
QC Batch Number: 14597

Pace Analytical Services, Inc.

QC Summary

1241 Bellevue Street
Green Bay, WI 54302
920-469-2436
Fax: 920-469-8827

Test Name	Method Blank Result Conc	LCS Spiked Conc	LCS Recovery Conc	LCS Recovery %	C	LCSD Spiked Conc	LCSD Recovery Conc	LCSD Recovery %	C	LCS/LCSD RPD %	C	LCS/LCSD Control Limits LCL %	UCL %	RPD %	Parent Sample Number		Parent Result Conc	MS Spiked Conc	MS Recovery Conc	MS Recovery %	C	MSD Spiked Conc	MSD Recovery Conc	MSD Recovery %	C	MS/MSD RPD %	C	MS/MSD Control Limits LCL %	UCL %	RPD %
Benzo(b)fluoranthene	---	0	---	---		---	---	---		---		---	---	---	876355-005	<	3.2	566.0	552.4	98		566.0	508.3	90		8.3		34	152	32
Benzo(k)fluoranthene	---	0	---	---		---	---	---		---		---	---	---	876355-005	<	3.5	566.0	472	83		566.0	441.2	78		6.7		25	159	27
Chrysene	---	0	---	---		---	---	---		---		---	---	---	876355-005	<	4.9	566.0	446.7	79		566.0	422.9	75		5.5		35	139	35
Dibenz(a,h)anthracene	---	0	---	---		---	---	---		---		---	---	---	876355-005	<	3.1	566.0	524	93		566.0	482.7	85		8.2		26	147	26
Indeno(1,2,3-cd)pyrene	---	0	---	---		---	---	---		---		---	---	---	876355-005	<	2.9	566.0	524.5	93		566.0	485.6	86		7.7		17	145	29
Naphthalene	---	0	---	---		---	---	---		---		---	---	---	876355-005		18.57	566.0	433.5	73		566.0	416.6	70		4.0		30	131	29
Nitrobenzene-d5	---	---	---	---		---	---	---		---		---	---	---	876355-005		76%	---	---	83		---	---	82		---		10	141	---
2-Fluorobiphenyl	---	---	---	---		---	---	---		---		---	---	---	876355-005		71%	---	---	85		---	---	79		---		10	161	---
Terphenyl-d14	---	---	---	---		---	---	---		---		---	---	---	876355-005		70%	---	---	78		---	---	74		---		29	150	---

Conc = ug/Kg unless otherwise noted
C = QC Code, see Qualifer Sheet
Parent Result is reported down to MDL in order to allow Validation of this worksheet
The %R and RPD results are calculated from raw data values with more significant figures than are reported on this form.

Report Date: 10/19/2006
QC Batch Number: 14597

Pace Analytical Services, Inc.

QC Summary

1241 Bellevue Street
Green Bay, WI 54302
920-469-2436
Fax: 920-469-8827

Batch: 876363
Lab Section: VOA
QC Batch Number: 14632
Prep Method: SW846 5030B
Analytical Method: SW846 8260B

QC Type	Client Sample ID	Lab Sample ID
MB	vog1993-80MB	vog1993-80MB
LCS	vog1993-80LCS	vog1993-80LCS
LCSD	vog1993-80LCSD	vog1993-80LCSD
MS	876563-004MS	876563-004MS

Client Sample ID	Lab Sample ID	MB ID
KSB-6-0-1.6'	876363-001	MB

Client Sample ID	Lab Sample ID	MB ID
KMW-1-3-4'	876363-002	MB

Test Name	Method Blank Result	Conc	LCS Spiked Conc	LCS Recovery Conc	%	C	LCSD Spiked Conc	LCSD Recovery Conc	%	C	LCS/LCSD RPD %	C	LCS/LCSD Control Limits LCL %	UCL %	RPD %	Parent Sample Number	Parent Result Conc	MS Spiked Conc	MS Recovery Conc	%	C	MSD Spiked Conc	MSD Recovery Conc	%	C	MS/MSD RPD %	C	MS/MSD Control Limits LCL %	UCL %	RPD %
1,1,1,2-Tetrachloroethane	<	0.92	0	---	---		---	---	---		---		---	---	---	---		---	---	---	---		---	---	---		---		---	---	---
1,1,1-Trichloroethane	<	0.9	50.0	55.1	110		50.0	54.6	109		0.9		75	128	20	---		---	---	---	---		---	---	---		---		---	---	---
1,1,2,2-Tetrachloroethane	<	0.2	50.0	40.1	80		50.0	39.5	79		1.5		67	125	20	---		---	---	---	---		---	---	---		---		---	---	---
1,1,2-Trichloroethane	<	0.42	50.0	47.2	94		50.0	47.5	95		0.7		75	125	20	---		---	---	---	---		---	---	---		---		---	---	---
1,1-Dichloroethane	<	0.75	50.0	45.4	91		50.0	44.5	89		1.9		71	130	20	---		---	---	---	---		---	---	---		---		---	---	---
1,1-Dichloroethene	<	0.57	50.0	48.9	98		50.0	47.4	95		3.0		75	125	20	---		---	---	---	---		---	---	---		---		---	---	---
1,1-Dichloropropene	<	0.75	0	---	---		---	---	---		---		---	---	---	---		---	---	---	---		---	---	---		---		---	---	---
1,2,3-Trichlorobenzene	<	0.74	0	---	---		---	---	---		---		---	---	---	---		---	---	---	---		---	---	---		---		---	---	---
1,2,3-Trichloropropane	<	0.99	0	---	---		---	---	---		---		---	---	---	---		---	---	---	---		---	---	---		---		---	---	---
1,2,4-Trichlorobenzene	<	0.97	0	---	---		---	---	---		---		---	---	---	---		---	---	---	---		---	---	---		---		---	---	---
1,2,4-Trimethylbenzene	<	0.97	0	---	---		---	---	---		---		---	---	---	---		---	---	---	---		---	---	---		---		---	---	---
1,2-Dibromo-3-chloropropan	<	0.87	0	---	---		---	---	---		---		---	---	---	---		---	---	---	---		---	---	---		---		---	---	---
1,2-Dibromoethane	<	0.56	0	---	---		---	---	---		---		---	---	---	---		---	---	---	---		---	---	---		---		---	---	---
1,2-Dichlorobenzene	<	0.83	0	---	---		---	---	---		---		---	---	---	---		---	---	---	---		---	---	---		---		---	---	---
1,2-Dichloroethane	<	0.36	50.0	53.4	107		50.0	51.1	102		4.4		71	132	20	---		---	---	---	---		---	---	---		---		---	---	---
1,2-Dichloropropane	<	0.46	50.0	46	92		50.0	45.1	90		2.0		73	125	20	---		---	---	---	---		---	---	---		---		---	---	---
1,3,5-Trimethylbenzene	<	0.83	0	---	---		---	---	---		---		---	---	---	---		---	---	---	---		---	---	---		---		---	---	---
1,3-Dichlorobenzene	<	0.87	0	---	---		---	---	---		---		---	---	---	---		---	---	---	---		---	---	---		---		---	---	---
1,3-Dichloropropane	<	0.61	0	---	---		---	---	---		---		---	---	---	---		---	---	---	---		---	---	---		---		---	---	---
1,4-Dichlorobenzene	<	0.95	0	---	---		---	---	---		---		---	---	---	---		---	---	---	---		---	---	---		---		---	---	---
2,2-Dichloropropane	<	0.62	0	---	---		---	---	---		---		---	---	---	---		---	---	---	---		---	---	---		---		---	---	---

Conc = ug/L unless otherwise noted
C = QC Code, see Qualifer Sheet
Parent Result is reported down to MDL in order to allow Validation of this worksheet
The %R and RPD results are calculated from raw data values with more significant figures than are reported on this form.

Report Date: 10/19/2006
QC Batch Number: 14632

Pace Analytical Services, Inc.

QC Summary

1241 Bellevue Street
Green Bay, WI 54302
920-469-2436
Fax: 920-469-8827

Test Name		Method Blank Result Conc	LCS Spiked Conc	LCS Recovery Conc	LCS Recovery %	C	LCSD Spiked Conc	LCSD Recovery Conc	LCSD Recovery %	C	LCS/LCSD RPD %	C	LCS/LCSD Control Limits LCL %	UCL %	RPD %	Parent Sample Number		Parent Result Conc	MS Spiked Conc	MS Recovery Conc	MS Recovery %	C	MSD Spiked Conc	MSD Recovery Conc	MSD Recovery %	C	MS/MSD RPD %	C	MS/MSD Control Limits LCL %	UCL %	RPD %
2-Chlorotoluene	<	0.85	0	---	---		---	---	---		---		---	---	---	---		---	---	---	---		---	---	---		---		---	---	---
4-Chlorotoluene	<	0.74	0	---	---		---	---	---		---		---	---	---	---		---	---	---	---		---	---	---		---		---	---	---
Bromobenzene	<	0.82	0	---	---		---	---	---		---		---	---	---	---		---	---	---	---		---	---	---		---		---	---	---
Bromochloromethane	<	0.97	0	---	---		---	---	---		---		---	---	---	---		---	---	---	---		---	---	---		---		---	---	---
Bromodichloromethane	<	0.56	50.0	59.8	120		50.0	60.4	121		1.0		75	125	20	---		---	---	---	---		---	---	---		---		---	---	---
Bromoform	<	0.94	50.0	52.8	106		50.0	53.6	107		1.5		75	125	20	---		---	---	---	---		---	---	---		---		---	---	---
Bromomethane	<	0.91	50.0	41.6	83		50.0	47.5	95		13.2		66	125	20	---		---	---	---	---		---	---	---		---		---	---	---
Carbon Tetrachloride	<	0.49	50.0	58.7	117		50.0	58.1	116		1.0		75	125	20	---		---	---	---	---		---	---	---		---		---	---	---
Chlorobenzene	<	0.41	50.0	51.7	103		50.0	51.4	103		0.6		75	125	20	---		---	---	---	---		---	---	---		---		---	---	---
Chlorodibromomethane	<	0.81	50.0	55.3	111		50.0	55	110		0.5		75	125	20	---		---	---	---	---		---	---	---		---		---	---	---
Chloroethane	<	0.97	50.0	48.6	97		50.0	48.2	96		1.0		72	126	20	---		---	---	---	---		---	---	---		---		---	---	---
Chloroform	<	0.37	50.0	48.9	98		50.0	47.8	96		2.3		75	125	20	---		---	---	---	---		---	---	---		---		---	---	---
Chloromethane	<	0.24	50.0	30.5	61		50.0	29.5	59		3.2		46	143	20	---		---	---	---	---		---	---	---		---		---	---	---
cis-1,2-Dichloroethene	<	0.83	50.0	46.9	94		50.0	46	92		1.9		75	125	20	---		---	---	---	---		---	---	---		---		---	---	---
cis-1,3-Dichloropropene	<	0.19	50.0	47.8	96		50.0	48.5	97		1.4		75	125	20	---		---	---	---	---		---	---	---		---		---	---	---
Dibromomethane	<	0.6	0	---	---		---	---	---		---		---	---	---	---		---	---	---	---		---	---	---		---		---	---	---
Dichlorodifluoromethane	<	0.99	0	---	---		---	---	---		---		---	---	---	---		---	---	---	---		---	---	---		---		---	---	---
Diisopropyl Ether	<	0.76	0	---	---		---	---	---		---		---	---	---	---		---	---	---	---		---	---	---		---		---	---	---
Fluorotrichloromethane	<	0.79	0	---	---		---	---	---		---		---	---	---	---		---	---	---	---		---	---	---		---		---	---	---
Hexachlorobutadiene	<	0.67	0	---	---		---	---	---		---		---	---	---	---		---	---	---	---		---	---	---		---		---	---	---
Isopropylbenzene	<	0.59	0	---	---		---	---	---		---		---	---	---	---		---	---	---	---		---	---	---		---		---	---	---
Methylene Chloride	<	0.43	50.0	45.4	91		50.0	46.5	93		2.3		75	125	20	---		---	---	---	---		---	---	---		---		---	---	---
Methyl-tert-butyl-ether	<	0.61	0	---	---		---	---	---		---		---	---	---	---		---	---	---	---		---	---	---		---		---	---	---
Naphthalene	<	0.74	0	---	---		---	---	---		---		---	---	---	---		---	---	---	---		---	---	---		---		---	---	---
n-Butylbenzene	<	0.93	0	---	---		---	---	---		---		---	---	---	---		---	---	---	---		---	---	---		---		---	---	---
n-Propylbenzene	<	0.81	0	---	---		---	---	---		---		---	---	---	---		---	---	---	---		---	---	---		---		---	---	---
p-Isopropyltoluene	<	0.67	0	---	---		---	---	---		---		---	---	---	---		---	---	---	---		---	---	---		---		---	---	---
s-Butylbenzene	<	0.69	0	---	---		---	---	---		---		---	---	---	---		---	---	---	---		---	---	---		---		---	---	---
Styrene	<	0.86	50.0	52.9	106		50.0	52.9	106		0.0		75	125	20	---		---	---	---	---		---	---	---		---		---	---	---
t-Butylbenzene	<	0.97	0	---	---		---	---	---		---		---	---	---	---		---	---	---	---		---	---	---		---		---	---	---
Tetrachloroethene	<	0.45	50.0	53.4	107		50.0	53.8	108		0.8		75	130	20	---		---	---	---	---		---	---	---		---		---	---	---
trans-1,2-Dichloroethene	<	0.89	50.0	47.3	95		50.0	46.7	93		1.3		75	125	20	---		---	---	---	---		---	---	---		---		---	---	---

Conc = ug/L unless otherwise noted

C = QC Code, see Qualifer Sheet

Parent Result is reported down to MDL in order to allow Validation of this worksheet

The %R and RPD results are calculated from raw data values with more significant figures than are reported on this form.

Report Date: 10/19/2006

QC Batch Number: 14632

Pace Analytical Services, Inc.

QC Summary

1241 Bellevue Street
Green Bay, WI 54302
920-469-2436
Fax: 920-469-8827

Test Name		Method Blank Result Conc	LCS Spiked Conc	LCS Recovery Conc	LCS Recovery %	C	LCSD Spiked Conc	LCSD Recovery Conc	LCSD Recovery %	C	LCS/LCSD RPD %	C	LCS/LCSD Control Limits LCL %	LCS/LCSD Control Limits UCL %	LCS/LCSD Control Limits RPD %	Parent Sample Number		Parent Result Conc	MS Spiked Conc	MS Recovery Conc	MS Recovery %	C	MSD Spiked Conc	MSD Recovery Conc	MSD Recovery %	C	MS/MSD RPD %	C	MS/MSD Control Limits LCL %	MS/MSD Control Limits UCL %	MS/MSD Control Limits RPD %
trans-1,3-Dichloropropene	<	0.19	50.0	51.5	103		50.0	51	102		1.0		75	125	20	---		---	---	---	---		---	---	---		---		---	---	---
Trichloroethene	<	0.48	50.0	55	110		50.0	54.4	109		1.1		75	125	20	---		---	---	---	---		---	---	---		---		---	---	---
Vinyl Chloride	<	0.18	50.0	38.8	78		50.0	37.8	76		2.6		65	130	20	---		---	---	---	---		---	---	---		---		---	---	---
Benzene	<	0.41	50.0	44	88		50.0	43.5	87		1.2		75	125	20	876563-004	<	0.41	50.0	44.2	88		---	---	---		---		70	130	30
Ethylbenzene	<	0.54	50.0	53.1	106		50.0	53.1	106		0.0		75	125	20	876563-004	<	0.54	50.0	51.1	102		---	---	---		---		70	136	30
Toluene	<	0.67	50.0	49.8	100		50.0	49.6	99		0.4		75	125	20	876563-004	<	0.67	50.0	50	100		---	---	---		---		70	130	30
Xylene, m + p	<	1.8	100.0	105.6	106		100.0	106.2	106		0.6		75	125	20	876563-004	<	1.8	100.0	103.8	104		---	---	---		---		70	137	30
Xylene, o	<	0.83	50.0	51.6	103		50.0	51	102		1.1		75	125	20	876563-004	<	0.83	50.0	51	102		---	---	---		---		70	130	30
4-Bromofluorobenzene		97%	---	---	94		---	---	95		---		64	132	---	876563-004		94%	---	---	96		---	---	---		---		64	132	---
Toluene-d8		100%	---	---	97		---	---	99		---		73	127	---	876563-004		98%	---	---	97		---	---	---		---		73	127	---
Dibromofluoromethane		96%	---	---	94		---	---	94		---		68	122	---	876563-004		95%	---	---	93		---	---	---		---		68	122	---

Conc = ug/L unless otherwise noted

C = QC Code, see Qualifer Sheet

Parent Result is reported down to MDL in order to allow Validation of this worksheet

The %R and RPD results are calculated from raw data values with more significant figures than are reported on this form.

Report Date: 10/19/2006

QC Batch Number: 14632

Pace Analytical Services, Inc.

1241 Bellevue Street
Green Bay, WI 54302
920-469-2436
Fax: 920-469-8827

QC Summary

Batch: 876363
Lab Section: BNASIM
QC Batch Number: 14637
Prep Method: SW846 3545
Analytical Method: 8270C-SIM

QC Type	Client Sample ID	Lab Sample ID
MB	svog1933-88MB	svog1933-88MB
LCS	svog1933-88LCS	svog1933-88LCS
LCSD	svog1933-88LCSD	svog1933-88LCSD
MS	876505-007MS	876505-007MS
MSD	876505-007MSD	876505-007MSD

Client Sample ID	Lab Sample ID	MB ID	Client Sample ID	Lab Sample ID	MB ID
KMW-1-3-4'	876363-002	MB	KSB-5-5.7-6.5'	876363-003	MB

Test Name	Method Blank Result Conc	LCS Spiked Conc	LCS Recovery Conc	LCS Recovery %	C	LCSD Spiked Conc	LCSD Recovery Conc	LCSD Recovery %	C	LCS/LCSD RPD %	C	LCS/LCSD Control Limits LCL %	UCL %	RPD %	Parent Sample Number	Parent Result Conc	MS Spiked Conc	MS Recovery Conc	MS Recovery %	C	MSD Spiked Conc	MSD Recovery Conc	MSD Recovery %	C	MS/MSD RPD %	C	MS/MSD Control Limits LCL %	UCL %	RPD %
Acenaphthene	< 3	500.0	421.3	84		500.0	418.6	84		0.7		47	143	20	876505-007	< 3.3	555.0	418	75		555.0	361.2	65		14.6		44	123	27
Acenaphthylene	< 2.9	500.0	428.4	86		500.0	423.4	85		1.2		56	134	20	876505-007	< 3.2	555.0	429.4	77		555.0	371.5	67		14.5		45	128	20
Anthracene	< 3.6	500.0	436	87		500.0	430.4	86		1.3		45	147	23	876505-007	< 4	555.0	429.2	77		555.0	373.5	67		13.9		27	152	57
Benzo(a)anthracene	< 5.3	500.0	432.7	87		500.0	422.9	85		2.3		50	140	20	876505-007	< 5.9	555.0	434.7	78		555.0	368.7	66		16.4		36	139	46
Benzo(a)pyrene	< 2.9	500.0	515	103		500.0	505.2	101		1.9		61	141	20	876505-007	< 3.2	555.0	518.8	93		555.0	437.5	79		17.0		34	147	28
Benzo(b)fluoranthene	< 2.8	500.0	478.8	96		500.0	471.3	94		1.6		55	141	20	876505-007	< 3.1	555.0	505.6	91		555.0	400.5	72		23.2		34	152	32
Benzo(ghi)perylene	< 3.6	500.0	533.8	107		500.0	522.2	104		2.2		42	142	20	876505-007	5.511	555.0	542.5	97		555.0	458.5	82		16.8		10	142	26
Benzo(k)fluoranthene	< 3.1	500.0	502.1	100		500.0	491.5	98		2.1		53	155	20	876505-007	< 3.4	555.0	464.7	84		555.0	414.3	75		11.5		25	159	27
Chrysene	< 4.4	500.0	437.8	88		500.0	426.6	85		2.6		57	135	20	876505-007	< 4.8	555.0	428.8	77		555.0	367.3	66		15.4		35	139	35
Dibenz(a,h)anthracene	< 2.8	500.0	542.2	108		500.0	534.5	107		1.4		54	148	20	876505-007	< 3.1	555.0	554.1	100		555.0	460.3	83		18.5		26	147	26
Fluoranthene	< 2.9	500.0	444.4	89		500.0	436.8	87		1.7		54	139	20	876505-007	< 3.2	555.0	445.4	80		555.0	382.9	69		15.1		18	169	43
Fluorene	< 3.4	500.0	428.4	86		500.0	423.8	85		1.1		48	139	21	876505-007	< 3.8	555.0	425.8	77		555.0	367.9	66		14.6		41	131	26
Indeno(1,2,3-cd)pyrene	< 2.5	500.0	533.9	107		500.0	525.6	105		1.6		49	147	21	876505-007	< 2.8	555.0	543.3	98		555.0	455.3	82		17.6		17	145	29
Naphthalene	< 4	500.0	416.7	83		500.0	405.3	81		2.8		48	131	27	876505-007	< 4.5	555.0	411.4	74		555.0	353.8	64		15.0		30	131	29
Phenanthrene	< 2.9	500.0	420.3	84		500.0	414.6	83		1.4		52	134	20	876505-007	5.132	555.0	411.8	73		555.0	362.3	64		12.8		21	151	36
Pyrene	< 2.5	500.0	430.7	86		500.0	421	84		2.3		49	144	20	876505-007	3.477	555.0	424.5	76		555.0	370.2	66		13.7		10	206	46
Nitrobenzene-d5	89%	---	---	97		---	---	88		---		10	141	---	876505-007	78%	---	---	84		---	---	68		---		10	141	---
2-Fluorobiphenyl	81%	---	---	89		---	---	82		---		10	161	---	876505-007	72%	---	---	77		---	---	64		---		10	161	---
Terphenyl-d14	86%	---	---	97		---	---	88		---		29	150	---	876505-007	79%	---	---	83		---	---	68		---		29	150	---

Conc = ug/Kg unless otherwise noted
C = QC Code, see Qualifer Sheet
Parent Result is reported down to MDL in order to allow Validation of this worksheet
The %R and RPD results are calculated from raw data values with more significant figures than are reported on this form.

Report Date: 10/19/2006
QC Batch Number: 14637

Pace Analytical Services, Inc.

QC Summary

1241 Bellevue Street
Green Bay, WI 54302
920-469-2436
Fax: 920-469-8827

Batch: 876363
Lab Section: METALS
QC Batch Number: 14642
Prep Method: SW846 3010A
Analytical Method: SW846 6010B

QC Type	Client Sample ID	Lab Sample ID
MB	MBTMTG1984-41	MBTMTG1984-41
MB	MBSPMTG1984-41	MBSPMTG1984-41
LCS	LCSTMTG1984-41	LCSTMTG1984-41
LCS	LCSSPMTG1984-41	LCSSPMTG1984-41
MS	876521-001MS	876521-001MS
MS	876362-004MS	876362-004MS
MSD	876521-001MSD	876521-001MSD
MSD	876362-004MSD	876362-004MSD

Client Sample ID	Lab Sample ID	MB ID	Client Sample ID	Lab Sample ID	MB ID
SB-634-14-16'	876363-004	MB			

Test Name	Method Blank Result		Conc	LCS Spiked Conc	LCS Recovery Conc	%	C	LCSD Spiked Conc	LCSD Recovery Conc	%	C	LCS/LCSD RPD %	C	LCS/LCSD Control Limits LCL %	UCL %	RPD %	Parent Sample Number		Parent Result Conc	MS Spiked Conc	MS Recovery Conc	%	C	MSD Spiked Conc	MSD Recovery Conc	%	C	MS/MSD RPD %	C	MS/MSD Control Limits LCL %	UCL %	RPD %
Arsenic - SPLP	<		7.6	500.0	479.4	95.9		---	---	---		---		80	120	20	876362-004		13.12	500.0	475.5	92.5		500.0	464.7	90.3		2.3		75	125	20
Barium - SPLP	<		1	500.00	490.7	98.1		---	---	---		---		80	120	20	876362-004		1012.3	500.00	1453.9	88.3		500.00	1429.9	83.5		1.7		75	125	20
Cadmium - SPLP	<		0.74	500.0	500.6	100.1		---	---	---		---		80	120	20	876362-004		11.04	500.0	481.9	94.2		500.0	471.3	92.0		2.2		75	125	20
Chromium - SPLP	<		1.3	500.0	494.1	98.8		---	---	---		---		80	120	20	876362-004		16.60	500.0	479.8	92.6		500.0	484.7	93.6		1.0		75	125	20
Lead - SPLP	<		3.4	500.0	491.9	98.4		---	---	---		---		80	120	20	876362-004		33.51	500.0	501.1	93.5		500.0	490.9	91.5		2.1		75	125	20
Selenium - SPLP	<		8.3	500.0	480.9	96.2		---	---	---		---		80	120	20	876362-004	<	8.3	500.0	456.4	91.3		500.0	452.8	90.6		0.8		75	125	20
Silver - SPLP	<		2.6	250.0	243.5	97.4		---	---	---		---		80	120	20	876362-004	<	2.6	250.0	233	93.2		250.0	228.9	91.5		1.8		75	125	20

Conc = mg/L unless otherwise noted
C = QC Code, see Qualifer Sheet
Parent Result is reported down to MDL in order to allow Validation of this worksheet
The %R and RPD results are calculated from raw data values with more significant figures than are reported on this form.

Report Date: 10/19/2006
QC Batch Number: 14642

Pace Analytical Services, Inc.

QC Summary

1241 Bellevue Street
Green Bay, WI 54302
920-469-2436
Fax: 920-469-8827

Batch: 876363
Lab Section: METALS
QC Batch Number: 14700
Prep Method: SW846 7470A
Analytical Method: SW846 7470A

QC Type	Client Sample ID	Lab Sample ID
MB	MBWMTG1985-16	MBWMTG1985-16
MB	MBSPMTG1985-16	MBSPMTG1985-16
MB	MBDMTG1985-16	MBDMTG1985-16
LCS	LCSWMTG1985-16	LCSWMTG1985-16
LCS	LCSSPMTG1985-16	LCSSPMTG1985-16
LCS	LCSDMTG1985-16	LCSDMTG1985-16
MS	876515-002MS	876515-002MS
MS	876462-001MS	876462-001MS
MS	876362-004MS	876362-004MS
MSD	876515-002MSD	876515-002MSD
MSD	876462-001MSD	876462-001MSD
MSD	876362-004MSD	876362-004MSD

Client Sample ID	Lab Sample ID	MB ID	Client Sample ID	Lab Sample ID	MB ID
SB-634-14-16'	876363-004	MB			

Test Name	Method Blank Result	Conc	LCS Spiked Conc	LCS Recovery Conc	LCS Recovery %	C	LCSD Spiked Conc	LCSD Recovery Conc	LCSD Recovery %	C	LCS/LCSD RPD %	C	LCS/LCSD Control Limits LCL %	UCL %	RPD %	Parent Sample Number	Parent Result	Conc	MS Spiked Conc	MS Recovery Conc	MS Recovery %	C	MSD Spiked Conc	MSD Recovery Conc	MSD Recovery %	C	MS/MSD RPD %	C	MS/MSD Control Limits LCL %	UCL %	RPD %
Mercury - SPLP	<	0.072	5.0	4.9	98.7		---	---	---		---		85	115	20	876362-004	<	0.072	5.0	2.9	57.2	N	5.0	2.9	58.0	N	1.5		85	115	20

Conc = ug/L unless otherwise noted
C = QC Code, see Qualifer Sheet
Parent Result is reported down to MDL in order to allow Validation of this worksheet
The %R and RPD results are calculated from raw data values with more significant figures than are reported on this form.

Report Date: 10/19/2006
QC Batch Number: 14700

Pace Analytical Services, Inc.

1241 Bellevue Street
Green Bay, WI 54302
920-469-2436
Fax: 920-469-8827

QC Summary

Batch: 876363
Lab Section: BNASIM-K
QC Batch Number: 15056
Prep Method: SW846 3510C
Analytical Method: 8270C-SIM

QC Type	Client Sample ID	Lab Sample ID
MB	svog1945-54MB	svog1945-54MB
LCS	svog1945-54LCS	svog1945-54LCS
LCSD	svog1945-54LCSD	svog1945-54LCSD

Client Sample ID	Lab Sample ID	MB ID	Client Sample ID	Lab Sample ID	MB ID
SB-634-14-16'	876363-004	MB			

Test Name	Method Blank Result	Conc	LCS Spiked Conc	LCS Recovery Conc	%	C	LCSD Spiked Conc	LCSD Recovery Conc	%	C	LCS/LCSD RPD %	C	LCS/LCSD Control Limits LCL %	UCL %	RPD %	Parent Sample Number		Parent Result Conc	MS Spiked Conc	MS Recovery Conc	%	C	MSD Spiked Conc	MSD Recovery Conc	%	C	MS/MSD RPD %	C	MS/MSD Control Limits LCL %	UCL %	RPD %
1-Methylnaphthalene	<	0.011	0.20	0.18	88		0.20	0.17	85		2.8		41	136	28	---		---	---	---	---		---	---	---		---		---	---	---
2-Methylnaphthalene	<	0.012	0.20	0.18	90		0.20	0.18	88		2.3		40	138	26	---		---	---	---	---		---	---	---		---		---	---	---
Acenaphthene	<	0.0086	0.20	0.19	95		0.20	0.19	93		2.5		40	126	23	---		---	---	---	---		---	---	---		---		---	---	---
Acenaphthylene	<	0.0086	0.20	0.19	96		0.20	0.19	93		3.1		39	127	24	---		---	---	---	---		---	---	---		---		---	---	---
Anthracene	<	0.012	0.20	0.23	114		0.20	0.22	108		5.3		39	139	27	---		---	---	---	---		---	---	---		---		---	---	---
Benzo(a)anthracene	<	0.017	0.20	0.24	122		0.20	0.24	118		3.4		48	146	20	---		---	---	---	---		---	---	---		---		---	---	---
Benzo(a)pyrene	<	0.019	0.20	0.31	157	&	0.20	0.31	156	&	1.1		61	136	20	---		---	---	---	---		---	---	---		---		---	---	---
Benzo(b)fluoranthene	<	0.017	0.20	0.31	156	&	0.20	0.32	162	&	4.1		51	141	20	---		---	---	---	---		---	---	---		---		---	---	---
Benzo(ghi)perylene	<	0.02	0.20	0.29	147	&	0.20	0.3	148	&	0.8		57	136	20	---		---	---	---	---		---	---	---		---		---	---	---
Benzo(k)fluoranthene	<	0.02	0.20	0.31	153	&	0.20	0.29	146		4.7		61	149	20	---		---	---	---	---		---	---	---		---		---	---	---
Chrysene	<	0.02	0.20	0.22	111		0.20	0.22	109		1.6		61	150	20	---		---	---	---	---		---	---	---		---		---	---	---
Dibenz(a,h)anthracene	<	0.02	0.20	0.3	151	&	0.20	0.3	148		2.3		46	150	20	---		---	---	---	---		---	---	---		---		---	---	---
Fluoranthene	<	0.016	0.20	0.24	120		0.20	0.23	117		2.4		48	145	20	---		---	---	---	---		---	---	---		---		---	---	---
Fluorene	<	0.0096	0.20	0.2	101		0.20	0.2	98		2.6		40	131	25	---		---	---	---	---		---	---	---		---		---	---	---
Indeno(1,2,3-cd)pyrene	<	0.02	0.20	0.3	148	&	0.20	0.29	147	&	0.7		54	143	20	---		---	---	---	---		---	---	---		---		---	---	---
Naphthalene	<	0.013	0.20	0.18	88		0.20	0.17	86		1.9		45	131	30	---		---	---	---	---		---	---	---		---		---	---	---
Phenanthrene	<	0.012	0.20	0.22	111		0.20	0.21	107		2.8		40	131	25	---		---	---	---	---		---	---	---		---		---	---	---
Pyrene	<	0.015	0.20	0.22	112		0.20	0.22	112		0.1		55	135	20	---		---	---	---	---		---	---	---		---		---	---	---
Nitrobenzene-d5		90%	---	---	92		---	---	90		---		10	150	---	---		---	---	---	---		---	---	---		---		---	---	---
2-Fluorobiphenyl		82%	---	---	85		---	---	82		---		20	111	---	---		---	---	---	---		---	---	---		---		---	---	---
Terphenyl-d14		106%	---	---	108		---	---	108		---		44	115	---	---		---	---	---	---		---	---	---		---		---	---	---

Conc = ug/L unless otherwise noted
C = QC Code, see Qualifer Sheet
Parent Result is reported down to MDL in order to allow Validation of this worksheet
The %R and RPD results are calculated from raw data values with more significant figures than are reported on this form.

Report Date: 10/19/2006
QC Batch Number: 15056

Pace Analytical Services, Inc.
1700 Elm Street, Suite 200
Minneapolis, MN 55414
Phone: (612)607-1700
Fax: (612)607-6444

October 18, 2006

Client Services
Pace Analytical Green Bay
1241 Bellevue Street
Suite 9
Green Bay, WI 54302

RE: Project: 876363 FOTH & VAN DYKE
Pace Project No.: 1039017

Dear Client Services:
Enclosed are the analytical results for sample(s) received by the laboratory on September 27, 2006. Results reported herein conform to the most current NELAC standards, where applicable, unless otherwise narrated in the body of the report.

If you have any questions concerning this report, please feel free to contact me.

Sincerely,

Jane Eilders

Jane Eilders

jane.eilders@pacelabs.com
Project Coordinator

Illinois Certification #: 200011
Iowa Certification #: 368
Minnesota Certification #: 027-053-137
Wisconsin Certification #: 999407970

Enclosures

This report shall not be reproduced, except in full,
without the written consent of Pace Analytical Services, Inc..

Pace Analytical Services, Inc.
1700 Elm Street, Suite 200
Minneapolis, MN 55414
Phone: (612)607-1700
Fax: (612)607-6444

SAMPLE SUMMARY

Project: 876363 FOTH & VAN DYKE
Pace Project No.: 1039017

Lab ID	Sample ID	Matrix	Date Collected	Date Received
876363001	KSB-6-0-1.6'	Solid	09/18/06 00:00	09/27/06 08:55
876363002	KMW-1-3-4'	Solid	09/18/06 00:00	09/27/06 08:55
876363003	KSB-5-5.7-8.5'	Solid	09/18/06 00:00	09/27/06 08:55
876363004	SB-634-14-16'	Solid	09/18/06 00:00	09/27/06 08:55
876363005	SB-633-5-7'	Solid	09/18/06 00:00	09/27/06 08:55

This report shall not be reproduced, except in full,
without the written consent of Pace Analytical Services, Inc..

Pace Analytical Services, Inc.
1700 Elm Street, Suite 200
Minneapolis, MN 55414
Phone: (612)607-1700
Fax: (612)607-6444

SAMPLE ANALYTE COUNT

Project: 876363 FOTH & VAN DYKE
Pace Project No.: 1039017

Lab ID	Sample ID	Method	Analytes Reported
876363001	KSB-6-0-1.6'	% Moisture	1
		EPA 6010	21
		EPA 6020	1
		EPA 7471	1
876363002	KMW-1-3-4'	% Moisture	1
		EPA 6010	21
		EPA 6020	1
		EPA 7471	1
876363003	KSB-5-5.7-8.5'	% Moisture	1
		EPA 6010	21
		EPA 6020	1
		EPA 7471	1
876363004	SB-634-14-16'	% Moisture	1
		EPA 6010	21
		EPA 6020	1
		EPA 7471	1
876363005	SB-633-5-7'	% Moisture	1
		EPA 6010	21
		EPA 6020	1
		EPA 7471	1

This report shall not be reproduced, except in full,
without the written consent of Pace Analytical Services, Inc..

Pace Analytical
www.pacelabs.com

Pace Analytical Services, Inc.
1700 Elm Street, Suite 200
Minneapolis, MN 55414
Phone: (612)607-1700
Fax: (612)607-6444

ANALYTICAL RESULTS

Project: 876363 FOTH & VAN DYKE
Pace Project No.: 1039017

Sample: KSB-6-0-1.6' **Lab ID: 876363001** Collected: 09/18/06 00:00 Received: 09/27/06 08:55 Matrix: Solid

Solid results reported on dry weight basis

Parameters	Results	Units	Report Limit	MDL	DF	Prepared	Analyzed	CAS No.	Qual
6010 MET ICP	Analytical Method: EPA 6010 Preparation Method: EPA 3050								
Aluminum	**5570**	mg/kg	9.9	4.9	1	10/02/06 00:00	10/03/06 10:19	7429-90-5	
Antimony	**36.8**	mg/kg	0.49	0.25	1	10/02/06 00:00	10/03/06 10:19	7440-36-0	
Arsenic	ND	mg/kg	0.49	0.28	1	10/02/06 00:00	10/03/06 10:19	7440-38-2	
Barium	**14.2**	mg/kg	0.49	0.25	1	10/02/06 00:00	10/03/06 10:19	7440-39-3	
Beryllium	**0.57**	mg/kg	0.25	0.12	1	10/02/06 00:00	10/03/06 10:19	7440-41-7	
Boron	ND	mg/kg	7.4	3.7	1	10/02/06 00:00	10/03/06 10:19	7440-42-8	
Cadmium	**0.21**	mg/kg	0.049	0.025	1	10/02/06 00:00	10/03/06 10:19	7440-43-9	
Chromium	**43.0**	mg/kg	0.49	0.25	1	10/02/06 00:00	10/03/06 10:19	7440-47-3	
Cobalt	**8.2**	mg/kg	0.49	0.25	1	10/02/06 00:00	10/03/06 10:19	7440-48-4	
Copper	**13.3**	mg/kg	0.49	0.25	1	10/02/06 00:00	10/03/06 10:19	7440-50-8	
Iron	**61200**	mg/kg	49.3	24.6	20	10/02/06 00:00	10/03/06 10:25	7439-89-6	
Lead	**14.6**	mg/kg	0.30	0.15	1	10/02/06 00:00	10/03/06 10:19	7439-92-1	
Magnesium	**1880**	mg/kg	24.6	12.3	1	10/02/06 00:00	10/03/06 10:19	7439-95-4	
Manganese	**283**	mg/kg	0.25	0.12	1	10/02/06 00:00	10/03/06 10:19	7439-96-5	
Molybdenum	ND	mg/kg	0.74	0.37	1	10/02/06 00:00	10/03/06 10:19	7439-98-7	
Nickel	**13.8**	mg/kg	0.99	0.49	1	10/02/06 00:00	10/03/06 10:19	7440-02-0	
Selenium	ND	mg/kg	0.74	0.37	1	10/02/06 00:00	10/03/06 10:19	7782-49-2	
Silver	ND	mg/kg	0.49	0.25	1	10/02/06 00:00	10/03/06 10:19	7440-22-4	
Thallium	ND	mg/kg	0.99	0.49	1	10/02/06 00:00	10/03/06 10:19	7440-28-0	
Vanadium	**26.5**	mg/kg	0.74	0.37	1	10/02/06 00:00	10/03/06 10:19	7440-62-2	
Zinc	**30.2**	mg/kg	0.99	0.49	1	10/02/06 00:00	10/03/06 10:19	7440-66-6	
6020 MET ICPMS	Analytical Method: EPA 6020 Preparation Method: EPA 3020								
Lithium	**4.8**	mg/kg	0.42	0.21	100	10/10/06 00:00	10/12/06 02:28	7439-93-2	
7471 Mercury	Analytical Method: EPA 7471 Preparation Method: EPA 7471								
Mercury	**0.014J**	mg/kg	0.021	0.010	1	09/28/06 00:00	09/29/06 09:06	7439-97-6	
Dry Weight	Analytical Method: % Moisture								
Percent Moisture	**3.4**	%	0.10	0.10	1		09/28/06 00:00		

Sample: KMW-1-3-4' **Lab ID: 876363002** Collected: 09/18/06 00:00 Received: 09/27/06 08:55 Matrix: Solid

Solid results reported on dry weight basis

Parameters	Results	Units	Report Limit	MDL	DF	Prepared	Analyzed	CAS No.	Qual
6010 MET ICP	Analytical Method: EPA 6010 Preparation Method: EPA 3050								
Aluminum	**5230**	mg/kg	8.9	4.4	1	10/02/06 00:00	10/03/06 10:36	7429-90-5	
Antimony	**21.9**	mg/kg	0.44	0.22	1	10/02/06 00:00	10/03/06 10:36	7440-36-0	
Arsenic	**2.1**	mg/kg	0.44	0.25	1	10/02/06 00:00	10/03/06 10:36	7440-38-2	
Barium	**15.9**	mg/kg	0.44	0.22	1	10/02/06 00:00	10/03/06 10:36	7440-39-3	
Beryllium	**0.50**	mg/kg	0.22	0.11	1	10/02/06 00:00	10/03/06 10:36	7440-41-7	
Boron	ND	mg/kg	6.7	3.3	1	10/02/06 00:00	10/03/06 10:36	7440-42-8	

This report shall not be reproduced, except in full,
without the written consent of Pace Analytical Services, Inc..

nelac

Pace Analytical®
www.pacelabs.com

Pace Analytical Services, Inc.
1700 Elm Street, Suite 200
Minneapolis, MN 55414
Phone: (612)607-1700
Fax: (612)607-6444

ANALYTICAL RESULTS

Project: 876363 FOTH & VAN DYKE
Pace Project No.: 1039017

Sample: KMW-1-3-4' **Lab ID: 876363002** Collected: 09/18/06 00:00 Received: 09/27/06 08:55 Matrix: Solid

Solid results reported on dry weight basis

Parameters	Results	Units	Report Limit	MDL	DF	Prepared	Analyzed	CAS No.	Qual
6010 MET ICP	Analytical Method: EPA 6010 Preparation Method: EPA 3050								
Cadmium	**0.39**	mg/kg	0.044	0.022	1	10/02/06 00:00	10/03/06 10:36	7440-43-9	
Chromium	**11.2**	mg/kg	0.44	0.22	1	10/02/06 00:00	10/03/06 10:36	7440-47-3	
Cobalt	**8.1**	mg/kg	0.44	0.22	1	10/02/06 00:00	10/03/06 10:36	7440-48-4	
Copper	**15.0**	mg/kg	0.44	0.22	1	10/02/06 00:00	10/03/06 10:36	7440-50-8	
Iron	**28800**	mg/kg	44.4	22.2	20	10/02/06 00:00	10/03/06 10:42	7439-89-6	
Lead	**13.6**	mg/kg	0.27	0.13	1	10/02/06 00:00	10/03/06 10:36	7439-92-1	
Magnesium	**2370**	mg/kg	22.2	11.1	1	10/02/06 00:00	10/03/06 10:36	7439-95-4	
Manganese	**211**	mg/kg	0.22	0.11	1	10/02/06 00:00	10/03/06 10:36	7439-96-5	
Molybdenum	ND	mg/kg	0.67	0.33	1	10/02/06 00:00	10/03/06 10:36	7439-98-7	
Nickel	**14.0**	mg/kg	0.89	0.44	1	10/02/06 00:00	10/03/06 10:36	7440-02-0	
Selenium	ND	mg/kg	0.67	0.33	1	10/02/06 00:00	10/03/06 10:36	7782-49-2	
Silver	ND	mg/kg	0.44	0.22	1	10/02/06 00:00	10/03/06 10:36	7440-22-4	
Thallium	ND	mg/kg	0.89	0.44	1	10/02/06 00:00	10/03/06 10:36	7440-28-0	
Vanadium	**28.0**	mg/kg	0.67	0.33	1	10/02/06 00:00	10/03/06 10:36	7440-62-2	
Zinc	**20.1**	mg/kg	0.89	0.44	1	10/02/06 00:00	10/03/06 10:36	7440-66-6	
6020 MET ICPMS	Analytical Method: EPA 6020 Preparation Method: EPA 3020								
Lithium	**6.2**	mg/kg	0.51	0.26	100	10/10/06 00:00	10/12/06 02:40	7439-93-2	
7471 Mercury	Analytical Method: EPA 7471 Preparation Method: EPA 7471								
Mercury	**0.071**	mg/kg	0.022	0.011	1	09/28/06 00:00	09/29/06 09:10	7439-97-6	
Dry Weight	Analytical Method: % Moisture								
Percent Moisture	**9.1**	%	0.10	0.10	1		09/28/06 00:00		

Sample: KSB-5-5.7-8.5' **Lab ID: 876363003** Collected: 09/18/06 00:00 Received: 09/27/06 08:55 Matrix: Solid

Solid results reported on dry weight basis

Parameters	Results	Units	Report Limit	MDL	DF	Prepared	Analyzed	CAS No.	Qual
6010 MET ICP	Analytical Method: EPA 6010 Preparation Method: EPA 3050								
Aluminum	**5960**	mg/kg	8.6	4.3	1	10/02/06 00:00	10/03/06 10:47	7429-90-5	
Antimony	**13.7**	mg/kg	0.43	0.22	1	10/02/06 00:00	10/03/06 10:47	7440-36-0	
Arsenic	**1.1**	mg/kg	0.43	0.24	1	10/02/06 00:00	10/03/06 10:47	7440-38-2	
Barium	**57.9**	mg/kg	0.43	0.22	1	10/02/06 00:00	10/03/06 10:47	7440-39-3	
Beryllium	**0.60**	mg/kg	0.22	0.11	1	10/02/06 00:00	10/03/06 10:47	7440-41-7	
Boron	ND	mg/kg	6.5	3.2	1	10/02/06 00:00	10/03/06 10:47	7440-42-8	
Cadmium	**0.19**	mg/kg	0.043	0.022	1	10/02/06 00:00	10/03/06 10:47	7440-43-9	
Chromium	**15.6**	mg/kg	0.43	0.22	1	10/02/06 00:00	10/03/06 10:47	7440-47-3	
Cobalt	**10.4**	mg/kg	0.43	0.22	1	10/02/06 00:00	10/03/06 10:47	7440-48-4	
Copper	**24.5**	mg/kg	0.43	0.22	1	10/02/06 00:00	10/03/06 10:47	7440-50-8	
Iron	**20100**	mg/kg	43.2	21.6	20	10/02/06 00:00	10/03/06 10:51	7439-89-6	
Lead	**9.2**	mg/kg	0.26	0.13	1	10/02/06 00:00	10/03/06 10:47	7439-92-1	

This report shall not be reproduced, except in full,
without the written consent of Pace Analytical Services, Inc..

ACCREDITED IN ACCORDANCE WITH nelac

Pace Analytical
www.pacelabs.com

Pace Analytical Services, Inc.
1700 Elm Street, Suite 200
Minneapolis, MN 55414
Phone: (612)607-1700
Fax: (612)607-6444

ANALYTICAL RESULTS

Project: 876363 FOTH & VAN DYKE
Pace Project No.: 1039017

Sample: KSB-5-5.7-8.5' **Lab ID: 876363003** Collected: 09/18/06 00:00 Received: 09/27/06 08:55 Matrix: Solid

Solid results reported on dry weight basis

Parameters	Results	Units	Report Limit	MDL	DF	Prepared	Analyzed	CAS No.	Qual
6010 MET ICP	Analytical Method: EPA 6010 Preparation Method: EPA 3050								
Magnesium	**2060**	mg/kg	21.6	10.8	1	10/02/06 00:00	10/03/06 10:47	7439-95-4	
Manganese	**7830**	mg/kg	4.3	2.2	20	10/02/06 00:00	10/03/06 10:51	7439-96-5	
Molybdenum	ND	mg/kg	0.65	0.32	1	10/02/06 00:00	10/03/06 10:47	7439-98-7	
Nickel	**22.0**	mg/kg	0.86	0.43	1	10/02/06 00:00	10/03/06 10:47	7440-02-0	
Selenium	**3.2**	mg/kg	0.65	0.32	1	10/02/06 00:00	10/03/06 10:47	7782-49-2	
Silver	**1.4**	mg/kg	0.43	0.22	1	10/02/06 00:00	10/03/06 10:47	7440-22-4	
Thallium	**3.3**	mg/kg	0.86	0.43	1	10/02/06 00:00	10/03/06 10:47	7440-28-0	
Vanadium	**29.5**	mg/kg	0.65	0.32	1	10/02/06 00:00	10/03/06 10:47	7440-62-2	
Zinc	**29.7**	mg/kg	0.86	0.43	1	10/02/06 00:00	10/03/06 10:47	7440-66-6	
6020 MET ICPMS	Analytical Method: EPA 6020 Preparation Method: EPA 3020								
Lithium	**5.8**	mg/kg	0.44	0.22	100	10/10/06 00:00	10/12/06 02:44	7439-93-2	
7471 Mercury	Analytical Method: EPA 7471 Preparation Method: EPA 7471								
Mercury	**0.082**	mg/kg	0.024	0.012	1	09/28/06 00:00	09/29/06 09:15	7439-97-6	
Dry Weight	Analytical Method: % Moisture								
Percent Moisture	**16.8**	%	0.10	0.10	1		09/28/06 00:00		

Sample: SB-634-14-16' **Lab ID: 876363004** Collected: 09/18/06 00:00 Received: 09/27/06 08:55 Matrix: Solid

Solid results reported on dry weight basis

Parameters	Results	Units	Report Limit	MDL	DF	Prepared	Analyzed	CAS No.	Qual
6010 MET ICP	Analytical Method: EPA 6010 Preparation Method: EPA 3050								
Aluminum	**4140**	mg/kg	10.8	5.4	1	10/02/06 00:00	10/03/06 10:56	7429-90-5	
Antimony	**31.5**	mg/kg	0.54	0.27	1	10/02/06 00:00	10/03/06 10:56	7440-36-0	
Arsenic	ND	mg/kg	0.54	0.30	1	10/02/06 00:00	10/03/06 10:56	7440-38-2	
Barium	**5.2**	mg/kg	0.54	0.27	1	10/02/06 00:00	10/03/06 10:56	7440-39-3	
Beryllium	**0.78**	mg/kg	0.27	0.14	1	10/02/06 00:00	10/03/06 10:56	7440-41-7	
Boron	ND	mg/kg	8.1	4.1	1	10/02/06 00:00	10/03/06 10:56	7440-42-8	
Cadmium	**0.067**	mg/kg	0.054	0.027	1	10/02/06 00:00	10/03/06 10:56	7440-43-9	
Chromium	**8.5**	mg/kg	0.54	0.27	1	10/02/06 00:00	10/03/06 10:56	7440-47-3	
Cobalt	**5.1**	mg/kg	0.54	0.27	1	10/02/06 00:00	10/03/06 10:56	7440-48-4	
Copper	**11.2**	mg/kg	0.54	0.27	1	10/02/06 00:00	10/03/06 10:56	7440-50-8	
Iron	**43500**	mg/kg	54.1	27.0	20	10/02/06 00:00	10/03/06 11:02	7439-89-6	
Lead	**4.4**	mg/kg	0.32	0.16	1	10/02/06 00:00	10/03/06 10:56	7439-92-1	
Magnesium	**2090**	mg/kg	27.0	13.5	1	10/02/06 00:00	10/03/06 10:56	7439-95-4	
Manganese	**241**	mg/kg	0.27	0.14	1	10/02/06 00:00	10/03/06 10:56	7439-96-5	
Molybdenum	ND	mg/kg	0.81	0.41	1	10/02/06 00:00	10/03/06 10:56	7439-98-7	
Nickel	**10.0**	mg/kg	1.1	0.54	1	10/02/06 00:00	10/03/06 10:56	7440-02-0	
Selenium	ND	mg/kg	0.81	0.41	1	10/02/06 00:00	10/03/06 10:56	7782-49-2	
Silver	ND	mg/kg	0.54	0.27	1	10/02/06 00:00	10/03/06 10:56	7440-22-4	

This report shall not be reproduced, except in full,
without the written consent of Pace Analytical Services, Inc..

ACCREDITED IN ACCORDANCE WITH nelac

Pace Analytical Services, Inc.
1700 Elm Street, Suite 200
Minneapolis, MN 55414
Phone: (612)607-1700
Fax: (612)607-6444

ANALYTICAL RESULTS

Project: 876363 FOTH & VAN DYKE
Pace Project No.: 1039017

Sample: SB-634-14-16' **Lab ID: 876363004** Collected: 09/18/06 00:00 Received: 09/27/06 08:55 Matrix: Solid

Solid results reported on dry weight basis

Parameters	Results	Units	Report Limit	MDL	DF	Prepared	Analyzed	CAS No.	Qual
6010 MET ICP	Analytical Method: EPA 6010 Preparation Method: EPA 3050								
Thallium	ND	mg/kg	1.1	0.54	1	10/02/06 00:00	10/03/06 10:56	7440-28-0	
Vanadium	**20.9**	mg/kg	0.81	0.41	1	10/02/06 00:00	10/03/06 10:56	7440-62-2	
Zinc	**10.8**	mg/kg	1.1	0.54	1	10/02/06 00:00	10/03/06 10:56	7440-66-6	
6020 MET ICPMS	Analytical Method: EPA 6020 Preparation Method: EPA 3020								
Lithium	**6.8**	mg/kg	0.47	0.24	100	10/10/06 00:00	10/12/06 02:48	7439-93-2	
7471 Mercury	Analytical Method: EPA 7471 Preparation Method: EPA 7471								
Mercury	ND	mg/kg	0.025	0.013	1	09/28/06 00:00	09/29/06 09:17	7439-97-6	
Dry Weight	Analytical Method: % Moisture								
Percent Moisture	**20.3**	%	0.10	0.10	1		09/28/06 00:00		

Sample: SB-633-5-7' **Lab ID: 876363005** Collected: 09/18/06 00:00 Received: 09/27/06 08:55 Matrix: Solid

Solid results reported on dry weight basis

Parameters	Results	Units	Report Limit	MDL	DF	Prepared	Analyzed	CAS No.	Qual
6010 MET ICP	Analytical Method: EPA 6010 Preparation Method: EPA 3050								
Aluminum	**2380**	mg/kg	9.5	4.8	1	10/02/06 00:00	10/03/06 11:17	7429-90-5	
Antimony	**22.0**	mg/kg	0.48	0.24	1	10/02/06 00:00	10/03/06 11:17	7440-36-0	
Arsenic	ND	mg/kg	0.48	0.27	1	10/02/06 00:00	10/03/06 11:17	7440-38-2	
Barium	**0.95**	mg/kg	0.48	0.24	1	10/02/06 00:00	10/03/06 11:17	7440-39-3	
Beryllium	**0.46**	mg/kg	0.24	0.12	1	10/02/06 00:00	10/03/06 11:17	7440-41-7	
Boron	ND	mg/kg	7.2	3.6	1	10/02/06 00:00	10/03/06 11:17	7440-42-8	
Cadmium	**0.046J**	mg/kg	0.048	0.024	1	10/02/06 00:00	10/03/06 11:17	7440-43-9	
Chromium	**8.2**	mg/kg	0.48	0.24	1	10/02/06 00:00	10/03/06 11:17	7440-47-3	
Cobalt	**2.9**	mg/kg	0.48	0.24	1	10/02/06 00:00	10/03/06 11:17	7440-48-4	
Copper	**6.6**	mg/kg	0.48	0.24	1	10/02/06 00:00	10/03/06 11:17	7440-50-8	
Iron	**29100**	mg/kg	47.7	23.9	20	10/02/06 00:00	10/03/06 11:24	7439-89-6	
Lead	**3.2**	mg/kg	0.29	0.14	1	10/02/06 00:00	10/03/06 11:17	7439-92-1	
Magnesium	**1220**	mg/kg	23.9	11.9	1	10/02/06 00:00	10/03/06 11:17	7439-95-4	
Manganese	**158**	mg/kg	0.24	0.12	1	10/02/06 00:00	10/03/06 11:17	7439-96-5	
Molybdenum	ND	mg/kg	0.72	0.36	1	10/02/06 00:00	10/03/06 11:17	7439-98-7	
Nickel	**6.6**	mg/kg	0.95	0.48	1	10/02/06 00:00	10/03/06 11:17	7440-02-0	
Selenium	ND	mg/kg	0.72	0.36	1	10/02/06 00:00	10/03/06 11:17	7782-49-2	
Silver	ND	mg/kg	0.48	0.24	1	10/02/06 00:00	10/03/06 11:17	7440-22-4	
Thallium	ND	mg/kg	0.95	0.48	1	10/02/06 00:00	10/03/06 11:17	7440-28-0	
Vanadium	**12.0**	mg/kg	0.72	0.36	1	10/02/06 00:00	10/03/06 11:17	7440-62-2	
Zinc	**9.8**	mg/kg	0.95	0.48	1	10/02/06 00:00	10/03/06 11:17	7440-66-6	
6020 MET ICPMS	Analytical Method: EPA 6020 Preparation Method: EPA 3020								
Lithium	**3.7**	mg/kg	0.50	0.25	100	10/10/06 00:00	10/12/06 02:52	7439-93-2	

This report shall not be reproduced, except in full,
without the written consent of Pace Analytical Services, Inc..

Pace Analytical Services, Inc.
1700 Elm Street, Suite 200
Minneapolis, MN 55414
Phone: (612)607-1700
Fax: (612)607-6444

ANALYTICAL RESULTS

Project: 876363 FOTH & VAN DYKE
Pace Project No.: 1039017

Sample: SB-633-5-7' **Lab ID: 876363005** Collected: 09/18/06 00:00 Received: 09/27/06 08:55 Matrix: Solid

Solid results reported on dry weight basis

Parameters	Results	Units	Report Limit	MDL	DF	Prepared	Analyzed	CAS No.	Qual
7471 Mercury	Analytical Method: EPA 7471 Preparation Method: EPA 7471								
Mercury	ND	mg/kg	0.021	0.011	1	09/28/06 00:00	09/29/06 09:18	7439-97-6	
Dry Weight	Analytical Method: % Moisture								
Percent Moisture	**6.5**	%	0.10	0.10	1		09/28/06 00:00		

This report shall not be reproduced, except in full,
without the written consent of Pace Analytical Services, Inc..

Pace Analytical Services, Inc.
1700 Elm Street, Suite 200
Minneapolis, MN 55414
Phone: (612)607-1700
Fax: (612)607-6444

QUALITY CONTROL DATA

Project: 876363 FOTH & VAN DYKE
Pace Project No.: 1039017

QC Batch: MPRP/7320 Analysis Method: % Moisture
QC Batch Method: % Moisture Analysis Description: Dry Weight/Percent Moisture
Associated Lab Samples: 876363001, 876363002, 876363003, 876363004, 876363005

METHOD BLANK: 264597
Associated Lab Samples: 876363001, 876363002, 876363003, 876363004, 876363005

Parameter	Units	Blank Result	Reporting Limit	Qualifiers
Percent Moisture	%	ND	0.10	

SAMPLE DUPLICATE: 264598

Parameter	Units	1039085005 Result	Dup Result	RPD	Max RPD	Qualifiers
Percent Moisture	%	8.8	8.8	.7	30	

SAMPLE DUPLICATE: 264599

Parameter	Units	1038942006 Result	Dup Result	RPD	Max RPD	Qualifiers
Percent Moisture	%	5.3	5.8	9	30	

This report shall not be reproduced, except in full,
without the written consent of Pace Analytical Services, Inc..

Pace Analytical
www.pacelabs.com

Pace Analytical Services, Inc.
1700 Elm Street, Suite 200
Minneapolis, MN 55414
Phone: (612)607-1700
Fax: (612)607-6444

QUALITY CONTROL DATA

Project: 876363 FOTH & VAN DYKE
Pace Project No.: 1039017

QC Batch: MERP/1296 — Analysis Method: EPA 7471
QC Batch Method: EPA 7471 — Analysis Description: 7471 Mercury
Associated Lab Samples: 876363001, 876363002, 876363003, 876363004, 876363005

METHOD BLANK: 264752
Associated Lab Samples: 876363001, 876363002, 876363003, 876363004, 876363005

Parameter	Units	Blank Result	Reporting Limit	Qualifiers
Mercury	mg/kg	ND	0.020	

LABORATORY CONTROL SAMPLE: 264753

Parameter	Units	Spike Conc.	LCS Result	LCS % Rec	% Rec Limits	Qualifiers
Mercury	mg/kg	.5	0.49	98	80-120	

MATRIX SPIKE & MATRIX SPIKE DUPLICATE: 264754 264755

Parameter	Units	876363001 Result	MS Spike Conc.	MSD Spike Conc.	MS Result	MSD Result	MS % Rec	MSD % Rec	% Rec Limits	RPD	Max RPD	Qual
Mercury	mg/kg	0.014J	.52	.52	0.51	0.53	97	99	80-120	3	20	

SAMPLE DUPLICATE: 264756

Parameter	Units	876363001 Result	Dup Result	RPD	Max RPD	Qualifiers
Mercury	mg/kg	0.014J	0.057	121	30	R1

This report shall not be reproduced, except in full,
without the written consent of Pace Analytical Services, Inc..

ACCREDITED IN ACCORDANCE WITH nelac

Pace Analytical®
www.pacelabs.com

Pace Analytical Services, Inc.
1700 Elm Street, Suite 200
Minneapolis, MN 55414
Phone: (612)607-1700
Fax: (612)607-6444

QUALITY CONTROL DATA

Project: 876363 FOTH & VAN DYKE
Pace Project No.: 1039017

QC Batch: MPRP/7359 | Analysis Method: EPA 6010
QC Batch Method: EPA 3050 | Analysis Description: 6010 MET
Associated Lab Samples: 876363001, 876363002, 876363003, 876363004, 876363005

METHOD BLANK: 266141
Associated Lab Samples: 876363001, 876363002, 876363003, 876363004, 876363005

Parameter	Units	Blank Result	Reporting Limit	Qualifiers
Aluminum	mg/kg	ND	10.0	
Antimony	mg/kg	ND	0.50	
Arsenic	mg/kg	ND	0.50	
Barium	mg/kg	ND	0.50	
Beryllium	mg/kg	ND	0.25	
Boron	mg/kg	ND	7.5	
Cadmium	mg/kg	ND	0.050	
Chromium	mg/kg	ND	0.50	
Cobalt	mg/kg	ND	0.50	
Copper	mg/kg	ND	0.50	
Iron	mg/kg	1.3J	2.5	
Lead	mg/kg	ND	0.30	
Manganese	mg/kg	ND	0.25	
Molybdenum	mg/kg	ND	0.75	
Nickel	mg/kg	ND	1.0	
Selenium	mg/kg	ND	0.75	
Silver	mg/kg	ND	0.50	
Thallium	mg/kg	ND	1.0	
Vanadium	mg/kg	ND	0.75	
Zinc	mg/kg	ND	1.0	
Magnesium	mg/kg	ND	25.0	

LABORATORY CONTROL SAMPLE: 266142

Parameter	Units	Spike Conc.	LCS Result	LCS % Rec	% Rec Limits	Qualifiers
Aluminum	mg/kg	500	490	98	80-120	
Antimony	mg/kg	50	48.6	97	80-120	
Arsenic	mg/kg	50	48.0	96	80-120	
Barium	mg/kg	50	50.0	100	80-120	
Beryllium	mg/kg	50	49.4	99	80-120	
Boron	mg/kg	50	50.0	100	80-120	
Cadmium	mg/kg	50	47.4	95	80-120	
Chromium	mg/kg	50	50.0	100	80-120	
Cobalt	mg/kg	50	49.6	99	80-120	
Copper	mg/kg	50	48.7	97	80-120	
Iron	mg/kg	500	500	100	80-120	
Lead	mg/kg	50	48.9	98	80-120	
Manganese	mg/kg	50	50.5	101	80-120	
Molybdenum	mg/kg	50	50.5	101	80-120	
Nickel	mg/kg	50	49.6	99	80-120	
Selenium	mg/kg	50	47.2	94	80-120	

This report shall not be reproduced, except in full,
without the written consent of Pace Analytical Services, Inc..

ACCREDITED IN ACCORDANCE WITH nelac

Pace Analytical®
www.pacelabs.com

Pace Analytical Services, Inc.
1700 Elm Street, Suite 200
Minneapolis, MN 55414
Phone: (612)607-1700
Fax: (612)607-6444

QUALITY CONTROL DATA

Project: 876363 FOTH & VAN DYKE
Pace Project No.: 1039017

LABORATORY CONTROL SAMPLE: 266142

Parameter	Units	Spike Conc.	LCS Result	LCS % Rec	% Rec Limits	Qualifiers
Silver	mg/kg	25	24.7	99	80-120	
Thallium	mg/kg	50	48.4	97	80-120	
Vanadium	mg/kg	50	50.0	100	80-120	
Zinc	mg/kg	50	49.2	98	80-120	
Magnesium	mg/kg	500	500	100	80-120	

MATRIX SPIKE & MATRIX SPIKE DUPLICATE: 266144 266145

Parameter	Units	1039253002 Result	MS Spike Conc.	MSD Spike Conc.	MS Result	MSD Result	MS % Rec	MSD % Rec	% Rec Limits	RPD	Max RPD	Qual
Aluminum	mg/kg	1520	476	517	2160	2910	135	270	75-125	30	30	P6
Antimony	mg/kg	45.4	47.6	51.7	74.3	85.2	61	77	75-125	14	30	M0
Arsenic	mg/kg	19.9	47.6	51.7	52.9	55.8	69	69	75-125	5	30	M0
Barium	mg/kg	28.6	47.6	51.7	59.0	70.3	64	81	75-125	17	30	M0
Beryllium	mg/kg	0.25	47.6	51.7	43.9	49.1	92	95	75-125	11	30	
Boron	mg/kg	ND	47.6	51.7	45.0	50.8	89	93	75-125	12	30	
Cadmium	mg/kg	2.4	47.6	51.7	42.8	46.8	85	86	75-125	9	30	
Chromium	mg/kg	34.6	47.6	51.7	62.9	75.4	59	79	75-125	18	30	M0
Cobalt	mg/kg	5.0	47.6	51.7	42.7	48.0	79	83	75-125	12	30	
Copper	mg/kg	55.2	47.6	51.7	82.4	94.0	57	75	75-125	13	30	M0
Lead	mg/kg	314	47.6	51.7	397	385	173	137	75-125	3	30	P6
Manganese	mg/kg	640	47.6	51.7	505	568	-283	-138	75-125	12	30	P6
Molybdenum	mg/kg	3.1	47.6	51.7	42.7	47.6	83	86	75-125	11	30	
Nickel	mg/kg	18.7	47.6	51.7	50.9	58.9	68	78	75-125	14	30	M0
Selenium	mg/kg	ND	47.6	51.7	35.9	39.2	75	76	75-125	9	30	
Silver	mg/kg	0.54	23.8	25.8	22.7	24.6	93	93	75-125	8	30	
Thallium	mg/kg	ND	47.6	51.7	35.8	39.3	75	76	75-125	9	30	
Vanadium	mg/kg	14.8	47.6	51.7	54.8	62.5	84	92	75-125	13	30	
Zinc	mg/kg	1610	47.6	51.7	1120	1730	-1020	236	75-125	43	30	P6,R1
Magnesium	mg/kg	1250	476	517	1640	2250	82	193	75-125	31	30	P6,R1

SAMPLE DUPLICATE: 266143

Parameter	Units	1039118001 Result	Dup Result	RPD	Max RPD	Qualifiers
Aluminum	mg/kg	1270	1210	5	30	
Antimony	mg/kg	ND	ND	0	30	
Arsenic	mg/kg	ND	ND	0	30	
Barium	mg/kg	28.6	25.7	11	30	
Beryllium	mg/kg	ND	ND	19	30	
Boron	mg/kg	13.2	13.6	3	30	
Cadmium	mg/kg	0.071	0.068	5	30	
Chromium	mg/kg	2.6	2.3	14	30	
Cobalt	mg/kg	ND	ND	17	30	
Copper	mg/kg	12.7	13.1	3	30	
Iron	mg/kg	269	232	15	30	

This report shall not be reproduced, except in full,
without the written consent of Pace Analytical Services, Inc..

nelac

Pace Analytical Services, Inc.
1700 Elm Street, Suite 200
Minneapolis, MN 55414
Phone: (612)607-1700
Fax: (612)607-6444

QUALITY CONTROL DATA

Project: 876363 FOTH & VAN DYKE
Pace Project No.: 1039017

SAMPLE DUPLICATE: 266143

Parameter	Units	1039118001 Result	Dup Result	RPD	Max RPD	Qualifiers
Lead	mg/kg	3.8	3.4	11	30	
Manganese	mg/kg	38.1	33.1	14	30	
Molybdenum	mg/kg	ND	0.42J	20	30	
Nickel	mg/kg	1.3	1.2	10	30	
Selenium	mg/kg	1.0	1.2	13	30	
Silver	mg/kg	ND	ND	50	30	D7
Thallium	mg/kg	ND	ND	37	30	D7
Vanadium	mg/kg	2.3	2.2	8	30	
Zinc	mg/kg	29.8	31.0	4	30	
Magnesium	mg/kg	549	421	26	30	

This report shall not be reproduced, except in full,
without the written consent of Pace Analytical Services, Inc..

Pace Analytical Services, Inc.
1700 Elm Street, Suite 200
Minneapolis, MN 55414
Phone: (612)607-1700
Fax: (612)607-6444

QUALITY CONTROL DATA

Project: 876363 FOTH & VAN DYKE
Pace Project No.: 1039017

QC Batch: MPRP/7450 — Analysis Method: EPA 6020
QC Batch Method: EPA 3020 — Analysis Description: 6020 MET
Associated Lab Samples: 876363001, 876363002, 876363003, 876363004, 876363005

METHOD BLANK: 269519
Associated Lab Samples: 876363001, 876363002, 876363003, 876363004, 876363005

Parameter	Units	Blank Result	Reporting Limit	Qualifiers
Lithium	mg/kg	ND	0.10	

LABORATORY CONTROL SAMPLE: 269520

Parameter	Units	Spike Conc.	LCS Result	LCS % Rec	% Rec Limits	Qualifiers
Lithium	mg/kg	20	21.4	107	75-125	

MATRIX SPIKE & MATRIX SPIKE DUPLICATE: 269521 269522

Parameter	Units	876363001 Result	MS Spike Conc.	MSD Spike Conc.	MS Result	MSD Result	MS % Rec	MSD % Rec	% Rec Limits	RPD	Max RPD	Qual
Lithium	mg/kg	4.8	16	19.7	21.5	23.0	104	93	75-125	7	20	

SAMPLE DUPLICATE: 269523

Parameter	Units	1039723005 Result	Dup Result	RPD	Max RPD	Qualifiers
Lithium	mg/kg	8.8	3.7	82	20	R1

This report shall not be reproduced, except in full,
without the written consent of Pace Analytical Services, Inc..

Pace Analytical Services, Inc.
1700 Elm Street, Suite 200
Minneapolis, MN 55414
Phone: (612)607-1700
Fax: (612)607-6444

QUALIFIERS

Project: 876363 FOTH & VAN DYKE
Pace Project No.: 1039017

DEFINITIONS

DF - Dilution Factor, if reported, represents the factor applied to the reported data due to changes in sample preparation, dilution of the sample aliquot, or moisture content.

ND - Not Detected at or above adjusted reporting limit.

J - Estimated concentration above the adjusted method detection limit and below the adjusted reporting limit.

MDL - Adjusted Method Detection Limit.

S - Surrogate

1,2-Diphenylhydrazine (8270 listed analyte) decomposes to Azobenzene.

Consistent with EPA guidelines, unrounded data are displayed and have been used to calculate % recovery and RPD values.

LCS(D) - Laboratory Control Sample (Duplicate)

MS(D) - Matrix Spike (Duplicate)

DUP - Sample Duplicate

RPD - Relative Percent Difference

NC - Not Calculable.

ANALYTE QUALIFIERS

D7	The sample and/or duplicate results for this parameter are less than the reporting limit, calculations are based on estimated values and may be statistically unreliable.
M0	Matrix spike recovery was outside laboratory control limits.
P6	Matrix spike recovery was outside laboratory control limits due to a parent sample concentration notably higher than the spike level.
R1	RPD value was outside control limits.

This report shall not be reproduced, except in full,
without the written consent of Pace Analytical Services, Inc..

Sample Condition Upon Receipt

Pace Analytical

Client Name: Foth & Van Dyke Project # 876363

Courier: ☐ Fed Ex ☐ UPS ☐ USPS ☑ Client ☐ Commercial ☐ Pace Other _____

Tracking #: _____

Optional
Proj. Due Date:
Proj. Name:

Custody Seal on Cooler/Box Present: ☐ yes ☑ no Seals intact: ☐ yes ☐ no

Packing Material: ☐ Bubble Wrap ☑ Bubble Bags ☐ None ☐ Other _____

Thermometer Used: JB Type of Ice: (Wet) Blue None ☑ Samples on ice, cooling process has begun

Cooler Temperature: 3.0°C Biological Tissue is Frozen: Yes No

Temp should be above freezing to 6°C Comments:

Date and Initials of person examining contents: GD 9-21-06 LB 9/21/06

Chain of Custody Present:	☑Yes	☐No	☐N/A	1.
Chain of Custody Filled Out:	☑Yes	☐No	☐N/A	2.
Chain of Custody Relinquished:	☑Yes	☐No	☐N/A	3.
Sampler Name & Signature on COC:	☐Yes	☑No	☐N/A	4.
Samples Arrived within Hold Time:	☑Yes	☐No	☐N/A	5.
Short Hold Time Analysis (<72hr):	☐Yes	☐No	☑N/A	6.
Rush Turn Around Time Requested:	☐Yes	☐No	☑N/A	7.
Sufficient Volume:	☑Yes	☐No	☐N/A	8.
Correct Containers Used:	☑Yes	☐No	☐N/A	9.
-Pace Containers Used:	☑Yes	☐No	☐N/A	
Containers Intact:	☑Yes	☐No	☐N/A	10.
Filtered volume received for Dissolved tests	☐Yes	☐No	☑N/A	11.
Sample Labels match COC:	☑Yes	☐No	☐N/A	12.
-Includes date/time/ID/Analysis Matrix: S				
All containers needing preservation have been checked.	☐Yes	☐No	☑N/A	13.
All containers needing preservation are found to be in compliance with EPA recommendation.	☐Yes	☐No	☑N/A	
exceptions: VOA, coliform, TOC, O&G, WI-DRO (water)	☐Yes	☐No		Initial when completed / Lot # of added preservative
Samples checked for dechlorination:	☐Yes	☐No	☑N/A	14.
Headspace in VOA Vials (>6mm):	☐Yes	☐No	☑N/A	15.
Trip Blank Present:	☐Yes	☑No	☐N/A	16.
Trip Blank Custody Seals Present	☐Yes	☐No	☑N/A	
Pace Trip Blank Lot # (if purchased): _____				

Client Notification/ Resolution: Field Data Required? Y / N

Person Contacted: _____ Date/Time: _____

Comments/ Resolution: _____

Project Manager Review: AH for TN **Date:** 10/23/06

Note: Whenever there is a discrepancy affecting North Carolina compliance samples, a copy of this form will be sent to the North Carolina DEHNR Certification Office (i.e out of hold, incorrect preservative, out of temp, incorrect containers)

Pace Analytical®

CHAIN-OF-CUSTODY / Analytical Request Document

The Chain-of-Custody is a LEGAL DOCUMENT. All relevant fields must be completed accurately.

Page: of

0953063

Section A Required Client Information:	Section B Required Project Information:	Section C Invoice Information:
Company: [illegible]	Report To: [illegible]	Attention: [illegible]
Address: [illegible]	Copy To:	Company Name: [illegible]
[illegible]		Address:
Email To: [illegible]	Purchase Order No.:	Pace Quote Reference:
Phone: [illegible] Fax: [illegible]	Project Name: REMC - Eagle South	Pace Project Manager:
Requested Due Date/TAT:	Project Number: CEW003	Pace Profile #:

REGULATORY AGENCY

☐ NPDES ☐ GROUND WATER ☐ DRINKING WATER
☐ UST ☐ RCRA ☒ Other

SITE LOCATION ☐GA ☐IL ☐IN ☒MI ☐MN ☐NC ☐OH ☐SC ☐WI ☐OTHER

Section D Required Client Information

SAMPLE ID

One Character per box. (A-Z, 0-9 / .-) Samples IDs MUST BE UNIQUE

Valid Matrix Codes

MATRIX	CODE
DRINKING WATER	DW
WATER	WT
WASTE WATER	WW
PRODUCT	P
SOIL/SOLID	SL
OIL	OL
WIPE	WP
AIR	AR
OTHER	OT
TISSUE	TS

ITEM #	SAMPLE ID	MATRIX CODE	SAMPLE TYPE G=GRAB C=COMP	COMPOSITE START DATE	COMPOSITE START TIME	COMPOSITE END/GRAB DATE	COMPOSITE END/GRAB TIME	SAMPLE TEMP AT COLLECTION	# OF CONTAINERS	Unpreserved	H_2SO_4	HNO_3	HCl	NaOH	$Na_2S_2O_3$	Methanol	Other	Filtered (Y/N)	Requested Analysis:	Residual Chlorine (Y/N)	Pace Project Number Lab I.D
1	MSB-6-C-1	WL	C			[illegible]	[illegible]		2							1			XXXXXX	XX	
2	MW-1-9-9	WL	C			[illegible]	[illegible]									1			XXXXXX	XX	
3	MW-5-9.7-R.5	WL	C			[illegible]	[illegible]		2							1			XXXXXX	XX	
4	SW-14-14-16	SL	C			[illegible]	[illegible]		3										XXXXX		
5	SW-33-8-7	SL	C			[illegible]	[illegible]		2										XXXXX		
6																					
7																					
8																					
9																					
10																					
11																					
12																					

Additional Comments:

RELINQUISHED BY / AFFILIATION	DATE	TIME	ACCEPTED BY / AFFILIATION	DATE	TIME
REM/EFVD	[illegible]	[illegible]	[illegible]	[illegible]	0730
[illegible]	9-30	[illegible]	[illegible]	[illegible]	[illegible]

SAMPLE CONDITION

Temp in °C	Received on Ice	Custody Sealed Cooler	Samples Intact
	Y/N	Y/N	Y/N
	Y/N	Y/N	Y/N
	Y/N	Y/N	Y/N
	Y/N	Y/N	Y/N

SAMPLER NAME AND SIGNATURE

PRINT Name of SAMPLER:

SIGNATURE of SAMPLER: DATE Signed (MM / DD / YY)

Pace Analytical®

CHAIN-OF-CUSTODY / Analytical Request Document

The Chain-of-Custody is a LEGAL DOCUMENT. All relevant fields must be completed accurately.

VLJ

Page: of

0953063

Section A Required Client Information:

Company: Foth + Van Dyke
Address: 2737 S. Ridge Rd, Green Bay, WI 54307
Email To: jkesy@foth.com
Phone: 920/494-7500 Fax: 920/494-8516
Requested Due Date/TAT:

Section B Required Project Information:

Report To: James Kesy
Copy To:
Purchase Order No.:
Project Name: REMC - EAGLE South
Project Number: 06WE03

Section C Invoice Information:

Attention: James Kesy
Company Name: Same
Address:
Pace Quote Reference:
Pace Project Manager:
Pace Profile #:

REGULATORY AGENCY: ☐ NPDES ☐ GROUND WATER ☐ DRINKING WATER ☐ UST ☐ RCRA ☒ Other

SITE LOCATION: ☐GA ☐IL ☐IN ☒MI ☐MN ☐NC ☐OH ☐SC ☐WI ☐OTHER

Section D Required Client Information

Valid Matrix Codes: MATRIX / CODE — DRINKING WATER DW; WATER WT; WASTE WATER WW; PRODUCT P; SOIL/SOLID SL; OIL OL; WIPE WP; AIR AR; OTHER OT; TISSUE TS

ITEM #	SAMPLE ID (One Character per box. (A-Z, 0-9 / .-) Samples IDs MUST BE UNIQUE)	MATRIX CODE	SAMPLE TYPE G=GRAB C=COMP	COMPOSITE START DATE	COMPOSITE START TIME	COMPOSITE END/GRAB DATE	COMPOSITE END/GRAB TIME	SAMPLE TEMP AT COLLECTION	# OF CONTAINERS	Unpreserved	H_2SO_4	HNO_3	HCl	NaOH	$Na_2S_2O_3$	Methanol	Other	Filtered (Y/N)	VOCs	SVOC	RCRA Metals	Total Metals	pH	Cyanide	SVOC	PAH	Residual Chlorine (Y/N)	Pace Project Number / Lab I.D
1	KSB-6-0-1.6'	SL	C			9/18/06	16:30		8							2			2	2	X	X	X	X		X	X	001
2	KMW-1-3-4'	SL	C			9/18/06	18:10		8							2			2	2	X	X	X	X		X	X	002
3	KSB-5-5.7-8.5'	SL	C			9/18/06	15:15		6	3	1	1	1	1		2			2		X	X	X	X		X	X	003
4	SB634-14-16'	SL	C			9/18/06	17:30		3	-	4	2	1								X	X	X	X	X			004
5	SB633-5-7'	SL	C			9/18/06	13:00		2		1										X	X	X	X				005
6																												
7																												
8																												
9																												
10																												
11																												
12																												

Preservatives

Pace Project Number: 876363

Additional Comments: Bottle Count #001+002

1 - Soil Jars
3 - 40 ml vials
2 - 8oz jars
3 - 2oz jars

RELINQUISHED BY / AFFILIATION	DATE	TIME	ACCEPTED BY / AFFILIATION	DATE	TIME
KEM/F+VD	9/20/06	730	[signature]	9-20-06	0730
[signature]	9-20	0900	[signature]	9/20/06	0950

SAMPLE CONDITION

	Y/N	Y/N	Y/N
	Y/N	Y/N	Y/N
3.0°	Y/N	Y/N	Y/N
	Y/N	Y/N	Y/N
Temp in °C	Received on Ice	Custody Sealed Cooler	Samples Intact

SAMPLER NAME AND SIGNATURE

PRINT Name of SAMPLER:

SIGNATURE of SAMPLER: DATE Signed (MM / DD / YY)

Batch No. 876546

Pace Analytical®
www.pacelabs.com

Pace Analytical Services, Inc.
1241 Bellevue Street, Suite 9
Green Bay, WI 54302
Phone: 920.469.2436
Fax: 920.469.8827

October 26, 2006

Janis Kesy
Foth & Van Dyke
2737 South Ridge Road
Green Bay, WI 54304

Dear Ms. Kesy:

Enclosed is a report for the analysis of environmental samples and associated QC samples for the Eagle South project (06W003). The samples were assigned to batch number 876546 for laboratory tracking purposes.

A table of the results has also been sent to you via e-mail.

If you have any questions regarding this data please call me at (608) 232-3300 ext. 302.

Sincerely,

alexth for Tod N.

Tod Noltemeyer
Project Manager

REVISED

Pace Analytical®

1241 Bellevue Street, Suite 9
Green Bay, WI 54302
920-469-2436, Fax: 920-469-8827

Analytical Report Number: 876546

Client: FOTH & VAN DYKE

Lab Contact: Tod Noltemeyer

Project Name: KEMC-EAGLE SOUTH

Project Number: 06W003

Lab Sample Number	Field ID	Matrix	Collection Date
876546-001	MINI SONIC	WATER	09/22/06
876546-002	ORV TRUCK	WATER	09/22/06
876546-003	TRIP BLANK	WATER	09/22/06
876546-004	FIELD BLANK	WATER	09/22/06

I certify that the data contained in this Final Report has been generated and reviewed in accordance with approved methods and Laboratory Standard Operating Procedure. Exceptions, if any, are discussed in the accompanying sample comments. Release of this final report is authorized by Laboratory management, as is verified by the following signature. This report shall not be reproduced, except in full, without the written consent of Pace Analytical Services, Inc. The sample results relate only to the analytes of interest tested.

Alec Kuhn for Tod N — 1/9/07

Approval Signature — Date

Pace Analytical Services, Inc.

Analytical Report Number: 876546

1241 Bellevue Street
Green Bay, WI 54302
920-469-2436

REVISED

Client : FOTH & VAN DYKE
Project Name : KEMC-EAGLE SOUTH
Project Number : 06W003
Field ID : MINI SONIC

Matrix Type : WATER
Collection Date : 09/22/06
Report Date : 01/09/07
Lab Sample Number : 876546-001

INORGANICS

Test	Result		MDL	EQL	Dil.	Units	Code	Anl Date	Prep Method	Anl Method
Aluminum	INCL.									
Antimony	INCL.									
Arsenic	INCL.									
Barium	INCL.									
Beryllium	INCL.									
Boron	INCL.									
Cadmium	INCL.									
Calcium	INCL.									
Chromium	INCL.									
Cobalt	INCL.									
Copper	INCL.									
Hardness	INCL.									
Iron	INCL.									
Lead	INCL.									
Lithium	INCL.									
Magnesium	INCL.									
Manganese	INCL.									
Mercury - Low Level	0.900		0.169	0.500	1	ng/L		10/03/06	EPA 1631E	EPA 1631E
Molybdenum	INCL.									
Nickel	INCL.									
Potassium	INCL.									
Selenium	INCL.									
Silver	INCL.									
Sodium	INCL.									
Thallium	INCL.									
Vanadium	INCL.									
Zinc	INCL.									
Bicarbonate Alkalinity	160		1.7	10	1	mg/L		10/04/06	SM 2320B	SM 2320B
Carbonate Alkalinity	1.7	U	1.7	10	1	mg/L		10/04/06	SM 2320B	SM 2320B
Chloride	52		1.6	10	2	mg/L		10/13/06	EPA 300.0	EPA 300.0
Fluoride	1.1		0.19	1.0	2	mg/L		10/13/06	EPA 300.0	EPA 300.0
Nitrogen, Ammonia	0.20	U	0.20	0.50	1	mg/L		10/12/06	EPA 350.1	EPA 350.1
Sulfate	26		1.5	8.0	2	mg/L		10/13/06	EPA 300.0	EPA 300.0

VOLATILES

Prep Date: 10/02/06

Analyte	Result		MDL	EQL	Dil.	Units	Code	Anal Date	Prep Method	Anl Method
1,1,1,2-Tetrachloroethane	0.92	U	0.92	1.0	1	ug/L		10/02/06	SW846 5030B	SW846 8260B
1,1,1-Trichloroethane	0.90	U	0.90	1.0	1	ug/L		10/02/06	SW846 5030B	SW846 8260B
1,1,2,2-Tetrachloroethane	0.20	U	0.20	1.0	1	ug/L		10/02/06	SW846 5030B	SW846 8260B
1,1,2-Trichloroethane	0.42	U	0.42	1.0	1	ug/L		10/02/06	SW846 5030B	SW846 8260B
1,1-Dichloroethane	0.75	U	0.75	1.0	1	ug/L		10/02/06	SW846 5030B	SW846 8260B
1,1-Dichloroethene	0.57	U	0.57	1.0	1	ug/L		10/02/06	SW846 5030B	SW846 8260B
1,1-Dichloropropene	0.75	U	0.75	1.0	1	ug/L		10/02/06	SW846 5030B	SW846 8260B
1,2,3-Trichlorobenzene	0.74	U	0.74	1.0	1	ug/L		10/02/06	SW846 5030B	SW846 8260B
1,2,3-Trichloropropane	0.99	U	0.99	1.0	1	ug/L		10/02/06	SW846 5030B	SW846 8260B
1,2,4-Trichlorobenzene	0.97	U	0.97	1.0	1	ug/L		10/02/06	SW846 5030B	SW846 8260B

Pace Analytical Services, Inc.

Analytical Report Number: 876546

1241 Bellevue Street
Green Bay, WI 54302
920-469-2436

REVISED

Client : FOTH & VAN DYKE
Project Name : KEMC-EAGLE SOUTH
Project Number : 06W003
Field ID : MINI SONIC

Matrix Type : WATER
Collection Date : 09/22/06
Report Date : 01/09/07
Lab Sample Number : 876546-001

VOLATILES

Prep Date: 10/02/06

Analyte	Result		MDL	EQL	Dil.	Units	Code	Anal Date	Prep Method	Ani Method
1,2,4-Trimethylbenzene	0.97	U	0.97	1.0	1	ug/L		10/02/06	SW846 5030B	SW846 8260B
1,2-Dibromo-3-chloropropane	0.87	U	0.87	1.0	1	ug/L		10/02/06	SW846 5030B	SW846 8260B
1,2-Dibromoethane	0.56	U	0.56	1.0	1	ug/L		10/02/06	SW846 5030B	SW846 8260B
1,2-Dichlorobenzene	0.83	U	0.83	1.0	1	ug/L		10/02/06	SW846 5030B	SW846 8260B
1,2-Dichloroethane	0.36	U	0.36	1.0	1	ug/L		10/02/06	SW846 5030B	SW846 8260B
1,2-Dichloropropane	0.46	U	0.46	1.0	1	ug/L		10/02/06	SW846 5030B	SW846 8260B
1,3,5-Trimethylbenzene	0.83	U	0.83	1.0	1	ug/L		10/02/06	SW846 5030B	SW846 8260B
1,3-Dichlorobenzene	0.87	U	0.87	1.0	1	ug/L		10/02/06	SW846 5030B	SW846 8260B
1,3-Dichloropropane	0.61	U	0.61	1.0	1	ug/L		10/02/06	SW846 5030B	SW846 8260B
1,4-Dichlorobenzene	0.95	U	0.95	1.0	1	ug/L		10/02/06	SW846 5030B	SW846 8260B
2,2-Dichloropropane	0.62	U	0.62	1.0	1	ug/L		10/02/06	SW846 5030B	SW846 8260B
2-Chlorotoluene	0.85	U	0.85	1.0	1	ug/L		10/02/06	SW846 5030B	SW846 8260B
4-Chlorotoluene	0.74	U	0.74	1.0	1	ug/L		10/02/06	SW846 5030B	SW846 8260B
Benzene	0.41	U	0.41	1.0	1	ug/L		10/02/06	SW846 5030B	SW846 8260B
Bromobenzene	0.82	U	0.82	1.0	1	ug/L		10/02/06	SW846 5030B	SW846 8260B
Bromochloromethane	0.97	U	0.97	1.0	1	ug/L		10/02/06	SW846 5030B	SW846 8260B
Bromodichloromethane	6.3		0.56	1.0	1	ug/L		10/02/06	SW846 5030B	SW846 8260B
Bromoform	0.94	U	0.94	1.0	1	ug/L		10/02/06	SW846 5030B	SW846 8260B
Bromomethane	0.91	U	0.91	1.0	1	ug/L		10/02/06	SW846 5030B	SW846 8260B
Carbon Tetrachloride	0.49	U	0.49	1.0	1	ug/L		10/02/06	SW846 5030B	SW846 8260B
Chlorobenzene	0.41	U	0.41	1.0	1	ug/L		10/02/06	SW846 5030B	SW846 8260B
Chlorodibromomethane	0.81	U	0.81	1.0	1	ug/L		10/02/06	SW846 5030B	SW846 8260B
Chloroethane	0.97	U	0.97	1.0	1	ug/L		10/02/06	SW846 5030B	SW846 8260B
Chloroform	43		0.37	1.0	1	ug/L		10/02/06	SW846 5030B	SW846 8260B
Chloromethane	0.24	U	0.24	1.0	1	ug/L		10/02/06	SW846 5030B	SW846 8260B
cis-1,2-Dichloroethene	0.83	U	0.83	1.0	1	ug/L		10/02/06	SW846 5030B	SW846 8260B
cis-1,3-Dichloropropene	0.19	U	0.19	1.0	1	ug/L		10/02/06	SW846 5030B	SW846 8260B
Dibromomethane	0.60	U	0.60	1.0	1	ug/L		10/02/06	SW846 5030B	SW846 8260B
Dichlorodifluoromethane	0.99	U	0.99	1.0	1	ug/L		10/02/06	SW846 5030B	SW846 8260B
Diisopropyl Ether	0.76	U	0.76	1.0	1	ug/L		10/02/06	SW846 5030B	SW846 8260B
Ethylbenzene	0.54	U	0.54	1.0	1	ug/L		10/02/06	SW846 5030B	SW846 8260B
Fluorotrichloromethane	0.79	U	0.79	1.0	1	ug/L		10/02/06	SW846 5030B	SW846 8260B
Hexachlorobutadiene	0.67	U	0.67	1.0	1	ug/L		10/02/06	SW846 5030B	SW846 8260B
Isopropylbenzene	0.59	U	0.59	1.0	1	ug/L		10/02/06	SW846 5030B	SW846 8260B
Methylene Chloride	0.43	U	0.43	1.0	1	ug/L		10/02/06	SW846 5030B	SW846 8260B
Methyl-tert-butyl-ether	0.61	U	0.61	1.0	1	ug/L		10/02/06	SW846 5030B	SW846 8260B
Naphthalene	0.74	U	0.74	1.0	1	ug/L		10/02/06	SW846 5030B	SW846 8260B
n-Butylbenzene	0.93	U	0.93	1.0	1	ug/L		10/02/06	SW846 5030B	SW846 8260B
n-Propylbenzene	0.81	U	0.81	1.0	1	ug/L		10/02/06	SW846 5030B	SW846 8260B
p-Isopropyltoluene	0.67	U	0.67	1.0	1	ug/L		10/02/06	SW846 5030B	SW846 8260B
s-Butylbenzene	0.89	U	0.89	1.0	1	ug/L		10/02/06	SW846 5030B	SW846 8260B
Styrene	0.86	U	0.86	1.0	1	ug/L		10/02/06	SW846 5030B	SW846 8260B
t-Butylbenzene	0.97	U	0.97	1.0	1	ug/L		10/02/06	SW846 5030B	SW846 8260B
Tetrachloroethene	0.45	U	0.45	1.0	1	ug/L		10/02/06	SW846 5030B	SW846 8260B
Toluene	0.67	U	0.67	1.0	1	ug/L		10/02/06	SW846 5030B	SW846 8260B
trans-1,2-Dichloroethene	0.89	U	0.89	1.0	1	ug/L		10/02/06	SW846 5030B	SW846 8260B
trans-1,3-Dichloropropene	0.19	U	0.19	1.0	1	ug/L		10/02/06	SW846 5030B	SW846 8260B
Trichloroethene	0.48	U	0.48	1.0	1	ug/L		10/02/06	SW846 5030B	SW846 8260B

Pace Analytical Services, Inc.

Analytical Report Number: 876546

1241 Bellevue Street
Green Bay, WI 54302
920-469-2436

REVISED

Client : FOTH & VAN DYKE
Project Name : KEMC-EAGLE SOUTH
Project Number : 06W003
Field ID : MINI SONIC

Matrix Type : WATER
Collection Date : 09/22/06
Report Date : 01/09/07
Lab Sample Number : 876546-001

VOLATILES

Prep Date: 10/02/06

Analyte	Result		MDL	EQL	Dil.	Units	Code	Anal Date	Prep Method	Anl Method
Vinyl Chloride	0.18	U	0.18	1.0	1	ug/L		10/02/06	SW846 5030B	SW846 8260B
Xylene, m + p	1.8	U	1.8	2.0	1	ug/L		10/02/06	SW846 5030B	SW846 8260B
Xylene, o	0.83	U	0.83	1.0	1	ug/L		10/02/06	SW846 5030B	SW846 8260B
Surrogate			**LCL**	**UCL**						
4-Bromofluorobenzene	81		64	132	1	%		10/02/06	SW846 5030B	SW846 8260B
Toluene-d8	81		73	127	1	%		10/02/06	SW846 5030B	SW846 8260B
Dibromofluoromethane	82		68	122	1	%		10/02/06	SW846 5030B	SW846 8260B

PAH/ PNA

Prep Date: 09/29/06

Analyte	Result		MDL	EQL	Dil.	Units	Code	Anal Date	Prep Method	Anl Method
1-Methylnaphthalene	0.010	U	0.010	0.047	1	ug/L		09/29/06	SW846 3510C	8270C-SIM
2-Methylnaphthalene	0.011	U	0.011	0.047	1	ug/L		09/29/06	SW846 3510C	8270C-SIM
Acenaphthene	0.011	J	0.0082	0.047	1	ug/L	*B	09/29/06	SW846 3510C	8270C-SIM
Acenaphthylene	0.0081	U	0.0081	0.047	1	ug/L		09/29/06	SW846 3510C	8270C-SIM
Anthracene	0.012	U	0.012	0.047	1	ug/L		09/29/06	SW846 3510C	8270C-SIM
Benzo(a)anthracene	0.016	U	0.016	0.047	1	ug/L		09/29/06	SW846 3510C	8270C-SIM
Benzo(a)pyrene	0.018	U	0.018	0.047	1	ug/L		09/29/06	SW846 3510C	8270C-SIM
Benzo(b)fluoranthene	0.016	U	0.016	0.047	1	ug/L	Z	09/29/06	SW846 3510C	8270C-SIM
Benzo(ghi)perylene	0.019	U	0.019	0.047	1	ug/L		09/29/06	SW846 3510C	8270C-SIM
Benzo(k)fluoranthene	0.019	U	0.019	0.047	1	ug/L	Z	09/29/06	SW846 3510C	8270C-SIM
Chrysene	0.019	U	0.019	0.047	1	ug/L		09/29/06	SW846 3510C	8270C-SIM
Dibenz(a,h)anthracene	0.019	U	0.019	0.047	1	ug/L		09/29/06	SW846 3510C	8270C-SIM
Fluoranthene	0.015	U	0.015	0.047	1	ug/L		09/29/06	SW846 3510C	8270C-SIM
Fluorene	0.0091	U	0.0091	0.047	1	ug/L		09/29/06	SW846 3510C	8270C-SIM
Indeno(1,2,3-cd)pyrene	0.019	U	0.019	0.047	1	ug/L		09/29/06	SW846 3510C	8270C-SIM
Naphthalene	0.012	U	0.012	0.047	1	ug/L		09/29/06	SW846 3510C	8270C-SIM
Phenanthrene	0.011	U	0.011	0.047	1	ug/L		09/29/06	SW846 3510C	8270C-SIM
Pyrene	0.015	U	0.015	0.047	1	ug/L		09/29/06	SW846 3510C	8270C-SIM
Surrogate			**LCL**	**UCL**						
Nitrobenzene-d5	64		10	150	1	%		09/29/06	SW846 3510C	8270C-SIM
2-Fluorobiphenyl	55		20	111	1	%		09/29/06	SW846 3510C	8270C-SIM
Terphenyl-d14	98		44	115	1	%		09/29/06	SW846 3510C	8270C-SIM

Pace Analytical Services, Inc.

Analytical Report Number: 876546

1241 Bellevue Street
Green Bay, WI 54302
920-469-2436

Client : FOTH & VAN DYKE
Project Name : KEMC-EAGLE SOUTH
Project Number : 06W003
Field ID : ORV TRUCK

Matrix Type : WATER
Collection Date : 09/22/06
Report Date : 01/09/07
Lab Sample Number : 876546-002

INORGANICS

Test	Result		MDL	EQL	Dil.	Units	Code	Anl Date	Prep Method	Anl Method
Aluminum	INCL.									
Antimony	INCL.									
Arsenic	INCL.									
Barium	INCL.									
Beryllium	INCL.									
Boron	INCL.									
Cadmium	INCL.									
Calcium	INCL.									
Chromium	INCL.									
Cobalt	INCL.									
Copper	INCL.									
Hardness	INCL.									
Iron	INCL.									
Lead	INCL.									
Lithium	INCL.									
Magnesium	INCL.									
Manganese	INCL.									
Mercury - Low Level	0.741		0.169	0.500	1	ng/L		10/03/06	EPA 1631E	EPA 1631E
Molybdenum	INCL.									
Nickel	INCL.									
Potassium	INCL.									
Selenium	INCL.									
Silver	INCL.									
Sodium	INCL.									
Thallium	INCL.									
Vanadium	INCL.									
Zinc	INCL.									
Bicarbonate Alkalinity	160		1.7	10	1	mg/L		10/04/06	SM 2320B	SM 2320B
Carbonate Alkalinity	1.7	U	1.7	10	1	mg/L		10/04/06	SM 2320B	SM 2320B
Chloride	57		0.82	5.0	1	mg/L	N	10/13/06	EPA 300.0	EPA 300.0
Fluoride	0.96		0.096	0.50	1	mg/L		10/13/06	EPA 300.0	EPA 300.0
Nitrogen, Ammonia	0.20	U	0.20	0.50	1	mg/L	N	10/12/06	EPA 350.1	EPA 350.1
Sulfate	26		0.77	4.0	1	mg/L	N	10/13/06	EPA 300.0	EPA 300.0

VOLATILES

Prep Date: 10/02/06

Analyte	Result		MDL	EQL	Dil.	Units	Code	Anal Date	Prep Method	Anl Method
1,1,1,2-Tetrachloroethane	0.92	U	0.92	1.0	1	ug/L		10/02/06	SW846 5030B	SW846 8260B
1,1,1-Trichloroethane	0.90	U	0.90	1.0	1	ug/L		10/02/06	SW846 5030B	SW846 8260B
1,1,2,2-Tetrachloroethane	0.20	U	0.20	1.0	1	ug/L		10/02/06	SW846 5030B	SW846 8260B
1,1,2-Trichloroethane	0.42	U	0.42	1.0	1	ug/L		10/02/06	SW846 5030B	SW846 8260B
1,1-Dichloroethane	0.75	U	0.75	1.0	1	ug/L		10/02/06	SW846 5030B	SW846 8260B
1,1-Dichloroethene	0.57	U	0.57	1.0	1	ug/L		10/02/06	SW846 5030B	SW846 8260B
1,1-Dichloropropene	0.75	U	0.75	1.0	1	ug/L		10/02/06	SW846 5030B	SW846 8260B
1,2,3-Trichlorobenzene	0.74	U	0.74	1.0	1	ug/L		10/02/06	SW846 5030B	SW846 8260B
1,2,3-Trichloropropane	0.99	U	0.99	1.0	1	ug/L		10/02/06	SW846 5030B	SW846 8260B
1,2,4-Trichlorobenzene	0.97	U	0.97	1.0	1	ug/L		10/02/06	SW846 5030B	SW846 8260B

Pace Analytical Services, Inc.

Analytical Report Number: 876546

1241 Bellevue Street
Green Bay, WI 54302
920-469-2436

Client : FOTH & VAN DYKE
Project Name : KEMC-EAGLE SOUTH
Project Number : 06W003
Field ID : ORV TRUCK

Matrix Type : WATER
Collection Date : 09/22/06
Report Date : 01/09/07
Lab Sample Number : 876546-002

VOLATILES

Prep Date: 10/02/06

Analyte	Result		MDL	EQL	Dil.	Units	Code	Anal Date	Prep Method	Anl Method
1,2,4-Trimethylbenzene	0.97	U	0.97	1.0	1	ug/L		10/02/06	SW846 5030B	SW846 8260B
1,2-Dibromo-3-chloropropane	0.87	U	0.87	1.0	1	ug/L		10/02/06	SW846 5030B	SW846 8260B
1,2-Dibromoethane	0.56	U	0.56	1.0	1	ug/L		10/02/06	SW846 5030B	SW846 8260B
1,2-Dichlorobenzene	0.83	U	0.83	1.0	1	ug/L		10/02/06	SW846 5030B	SW846 8260B
1,2-Dichloroethane	0.36	U	0.36	1.0	1	ug/L		10/02/06	SW846 5030B	SW846 8260B
1,2-Dichloropropane	0.46	U	0.46	1.0	1	ug/L		10/02/06	SW846 5030B	SW846 8260B
1,3,5-Trimethylbenzene	0.83	U	0.83	1.0	1	ug/L		10/02/06	SW846 5030B	SW846 8260B
1,3-Dichlorobenzene	0.87	U	0.87	1.0	1	ug/L		10/02/06	SW846 5030B	SW846 8260B
1,3-Dichloropropane	0.61	U	0.61	1.0	1	ug/L		10/02/06	SW846 5030B	SW846 8260B
1,4-Dichlorobenzene	0.95	U	0.95	1.0	1	ug/L		10/02/06	SW846 5030B	SW846 8260B
2,2-Dichloropropane	0.62	U	0.62	1.0	1	ug/L		10/02/06	SW846 5030B	SW846 8260B
2-Chlorotoluene	0.85	U	0.85	1.0	1	ug/L		10/02/06	SW846 5030B	SW846 8260B
4-Chlorotoluene	0.74	U	0.74	1.0	1	ug/L		10/02/06	SW846 5030B	SW846 8260B
Benzene	0.41	U	0.41	1.0	1	ug/L		10/02/06	SW846 5030B	SW846 8260B
Bromobenzene	0.82	U	0.82	1.0	1	ug/L		10/02/06	SW846 5030B	SW846 8260B
Bromochloromethane	0.97	U	0.97	1.0	1	ug/L		10/02/06	SW846 5030B	SW846 8260B
Bromodichloromethane	7.2		0.56	1.0	1	ug/L		10/02/06	SW846 5030B	SW846 8260B
Bromoform	0.94	U	0.94	1.0	1	ug/L		10/02/06	SW846 5030B	SW846 8260B
Bromomethane	0.91	U	0.91	1.0	1	ug/L		10/02/06	SW846 5030B	SW846 8260B
Carbon Tetrachloride	0.49	U	0.49	1.0	1	ug/L		10/02/06	SW846 5030B	SW846 8260B
Chlorobenzene	0.41	U	0.41	1.0	1	ug/L		10/02/06	SW846 5030B	SW846 8260B
Chlorodibromomethane	0.81	U	0.81	1.0	1	ug/L		10/02/06	SW846 5030B	SW846 8260B
Chloroethane	0.97	U	0.97	1.0	1	ug/L		10/02/06	SW846 5030B	SW846 8260B
Chloroform	56		0.37	1.0	1	ug/L		10/02/06	SW846 5030B	SW846 8260B
Chloromethane	0.24	U	0.24	1.0	1	ug/L		10/02/06	SW846 5030B	SW846 8260B
cis-1,2-Dichloroethene	0.83	U	0.83	1.0	1	ug/L		10/02/06	SW846 5030B	SW846 8260B
cis-1,3-Dichloropropene	0.19	U	0.19	1.0	1	ug/L		10/02/06	SW846 5030B	SW846 8260B
Dibromomethane	0.60	U	0.60	1.0	1	ug/L		10/02/06	SW846 5030B	SW846 8260B
Dichlorodifluoromethane	0.99	U	0.99	1.0	1	ug/L		10/02/06	SW846 5030B	SW846 8260B
Diisopropyl Ether	0.76	U	0.76	1.0	1	ug/L		10/02/06	SW846 5030B	SW846 8260B
Ethylbenzene	0.71	J	0.54	1.0	1	ug/L		10/02/06	SW846 5030B	SW846 8260B
Fluorotrichloromethane	0.79	U	0.79	1.0	1	ug/L		10/02/06	SW846 5030B	SW846 8260B
Hexachlorobutadiene	0.67	U	0.67	1.0	1	ug/L		10/02/06	SW846 5030B	SW846 8260B
Isopropylbenzene	0.59	U	0.59	1.0	1	ug/L		10/02/06	SW846 5030B	SW846 8260B
Methylene Chloride	0.43	U	0.43	1.0	1	ug/L		10/02/06	SW846 5030B	SW846 8260B
Methyl-tert-butyl-ether	0.61	U	0.61	1.0	1	ug/L		10/02/06	SW846 5030B	SW846 8260B
Naphthalene	0.74	U	0.74	1.0	1	ug/L		10/02/06	SW846 5030B	SW846 8260B
n-Butylbenzene	0.93	U	0.93	1.0	1	ug/L		10/02/06	SW846 5030B	SW846 8260B
n-Propylbenzene	0.81	U	0.81	1.0	1	ug/L		10/02/06	SW846 5030B	SW846 8260B
p-Isopropyltoluene	0.67	U	0.67	1.0	1	ug/L		10/02/06	SW846 5030B	SW846 8260B
s-Butylbenzene	0.89	U	0.89	1.0	1	ug/L		10/02/06	SW846 5030B	SW846 8260B
Styrene	0.86	U	0.86	1.0	1	ug/L		10/02/06	SW846 5030B	SW846 8260B
t-Butylbenzene	0.97	U	0.97	1.0	1	ug/L		10/02/06	SW846 5030B	SW846 8260B
Tetrachloroethene	0.45	U	0.45	1.0	1	ug/L		10/02/06	SW846 5030B	SW846 8260B
Toluene	1.4		0.67	1.0	1	ug/L		10/02/06	SW846 5030B	SW846 8260B
trans-1,2-Dichloroethene	0.89	U	0.89	1.0	1	ug/L		10/02/06	SW846 5030B	SW846 8260B
trans-1,3-Dichloropropene	0.19	U	0.19	1.0	1	ug/L		10/02/06	SW846 5030B	SW846 8260B
Trichloroethene	0.48	U	0.48	1.0	1	ug/L		10/02/06	SW846 5030B	SW846 8260B

Pace Analytical Services, Inc.

1241 Bellevue Street
Green Bay, WI 54302
920-469-2436

Analytical Report Number: 876546

Client : FOTH & VAN DYKE
Project Name : KEMC-EAGLE SOUTH
Project Number : 06W003
Field ID : ORV TRUCK

Matrix Type : WATER
Collection Date : 09/22/06
Report Date : 01/09/07
Lab Sample Number : 876546-002

VOLATILES

Prep Date: 10/02/06

Analyte	Result		MDL	EQL	Dil.	Units	Code	Anal Date	Prep Method	Anl Method
Vinyl Chloride	0.18	U	0.18	1.0	1	ug/L		10/02/06	SW846 5030B	SW846 8260B
Xylene, m + p	1.8	U	1.8	2.0	1	ug/L		10/02/06	SW846 5030B	SW846 8260B
Xylene, o	0.83	U	0.83	1.0	1	ug/L		10/02/06	SW846 5030B	SW846 8260B
Surrogate			**LCL**	**UCL**						
4-Bromofluorobenzene	81		64	132	1	%		10/02/06	SW846 5030B	SW846 8260B
Toluene-d8	84		73	127	1	%		10/02/06	SW846 5030B	SW846 8260B
Dibromofluoromethane	83		68	122	1	%		10/02/06	SW846 5030B	SW846 8260B

PAH/ PNA

Prep Date: 09/29/06

Analyte	Result		MDL	EQL	Dil.	Units	Code	Anal Date	Prep Method	Anl Method
1-Methylnaphthalene	0.010	U	0.010	0.047	1	ug/L		09/29/06	SW846 3510C	8270C-SIM
2-Methylnaphthalene	0.011	U	0.011	0.047	1	ug/L		09/29/06	SW846 3510C	8270C-SIM
Acenaphthene	0.0082	U	0.0082	0.047	1	ug/L	*	09/29/06	SW846 3510C	8270C-SIM
Acenaphthylene	0.0081	U	0.0081	0.047	1	ug/L		09/29/06	SW846 3510C	8270C-SIM
Anthracene	0.012	U	0.012	0.047	1	ug/L		09/29/06	SW846 3510C	8270C-SIM
Benzo(a)anthracene	0.016	U	0.016	0.047	1	ug/L		09/29/06	SW846 3510C	8270C-SIM
Benzo(a)pyrene	0.018	U	0.018	0.047	1	ug/L		09/29/06	SW846 3510C	8270C-SIM
Benzo(b)fluoranthene	0.016	U	0.016	0.047	1	ug/L	Z	09/29/06	SW846 3510C	8270C-SIM
Benzo(ghi)perylene	0.019	U	0.019	0.047	1	ug/L		09/29/06	SW846 3510C	8270C-SIM
Benzo(k)fluoranthene	0.019	U	0.019	0.047	1	ug/L	Z	09/29/06	SW846 3510C	8270C-SIM
Chrysene	0.019	U	0.019	0.047	1	ug/L		09/29/06	SW846 3510C	8270C-SIM
Dibenz(a,h)anthracene	0.019	U	0.019	0.047	1	ug/L		09/29/06	SW846 3510C	8270C-SIM
Fluoranthene	0.015	U	0.015	0.047	1	ug/L		09/29/06	SW846 3510C	8270C-SIM
Fluorene	0.0091	U	0.0091	0.047	1	ug/L		09/29/06	SW846 3510C	8270C-SIM
Indeno(1,2,3-cd)pyrene	0.019	U	0.019	0.047	1	ug/L		09/29/06	SW846 3510C	8270C-SIM
Naphthalene	0.012	U	0.012	0.047	1	ug/L		09/29/06	SW846 3510C	8270C-SIM
Phenanthrene	0.011	U	0.011	0.047	1	ug/L		09/29/06	SW846 3510C	8270C-SIM
Pyrene	0.015	U	0.015	0.047	1	ug/L		09/29/06	SW846 3510C	8270C-SIM
Surrogate			**LCL**	**UCL**						
Nitrobenzene-d5	58		10	150	1	%		09/29/06	SW846 3510C	8270C-SIM
2-Fluorobiphenyl	58		20	111	1	%		09/29/06	SW846 3510C	8270C-SIM
Terphenyl-d14	98		44	115	1	%		09/29/06	SW846 3510C	8270C-SIM

Pace Analytical Services, Inc.

Analytical Report Number: 876546

1241 Bellevue Street
Green Bay, WI 54302
920-469-2436

Client : FOTH & VAN DYKE
Project Name : KEMC-EAGLE SOUTH
Project Number : 06W003
Field ID : TRIP BLANK

Matrix Type : WATER
Collection Date : 09/22/06
Report Date : 01/09/07
Lab Sample Number : 876546-003

VOLATILES

Prep Date: 10/02/06

Analyte	Result		MDL	EQL	Dil.	Units	Code	Anal Date	Prep Method	Anl Method
1,1,1,2-Tetrachloroethane	0.92	U	0.92	1.0	1	ug/L		10/02/06	SW846 5030B	SW846 8260B
1,1,1-Trichloroethane	0.90	U	0.90	1.0	1	ug/L		10/02/06	SW846 5030B	SW846 8260B
1,1,2,2-Tetrachloroethane	0.20	U	0.20	1.0	1	ug/L		10/02/06	SW846 5030B	SW846 8260B
1,1,2-Trichloroethane	0.42	U	0.42	1.0	1	ug/L		10/02/06	SW846 5030B	SW846 8260B
1,1-Dichloroethane	0.75	U	0.75	1.0	1	ug/L		10/02/06	SW846 5030B	SW846 8260B
1,1-Dichloroethene	0.57	U	0.57	1.0	1	ug/L		10/02/06	SW846 5030B	SW846 8260B
1,1-Dichloropropene	0.75	U	0.75	1.0	1	ug/L		10/02/06	SW846 5030B	SW846 8260B
1,2,3-Trichlorobenzene	0.74	U	0.74	1.0	1	ug/L		10/02/06	SW846 5030B	SW846 8260B
1,2,3-Trichloropropane	0.99	U	0.99	1.0	1	ug/L		10/02/06	SW846 5030B	SW846 8260B
1,2,4-Trichlorobenzene	0.97	U	0.97	1.0	1	ug/L		10/02/06	SW846 5030B	SW846 8260B
1,2,4-Trimethylbenzene	0.97	U	0.97	1.0	1	ug/L		10/02/06	SW846 5030B	SW846 8260B
1,2-Dibromo-3-chloropropane	0.87	U	0.87	1.0	1	ug/L		10/02/06	SW846 5030B	SW846 8260B
1,2-Dibromoethane	0.56	U	0.56	1.0	1	ug/L		10/02/06	SW846 5030B	SW846 8260B
1,2-Dichlorobenzene	0.83	U	0.83	1.0	1	ug/L		10/02/06	SW846 5030B	SW846 8260B
1,2-Dichloroethane	0.36	U	0.36	1.0	1	ug/L		10/02/06	SW846 5030B	SW846 8260B
1,2-Dichloropropane	0.46	U	0.46	1.0	1	ug/L		10/02/06	SW846 5030B	SW846 8260B
1,3,5-Trimethylbenzene	0.83	U	0.83	1.0	1	ug/L		10/02/06	SW846 5030B	SW846 8260B
1,3-Dichlorobenzene	0.87	U	0.87	1.0	1	ug/L		10/02/06	SW846 5030B	SW846 8260B
1,3-Dichloropropane	0.61	U	0.61	1.0	1	ug/L		10/02/06	SW846 5030B	SW846 8260B
1,4-Dichlorobenzene	0.95	U	0.95	1.0	1	ug/L		10/02/06	SW846 5030B	SW846 8260B
2,2-Dichloropropane	0.62	U	0.62	1.0	1	ug/L		10/02/06	SW846 5030B	SW846 8260B
2-Chlorotoluene	0.85	U	0.85	1.0	1	ug/L		10/02/06	SW846 5030B	SW846 8260B
4-Chlorotoluene	0.74	U	0.74	1.0	1	ug/L		10/02/06	SW846 5030B	SW846 8260B
Benzene	0.41	U	0.41	1.0	1	ug/L		10/02/06	SW846 5030B	SW846 8260B
Bromobenzene	0.82	U	0.82	1.0	1	ug/L		10/02/06	SW846 5030B	SW846 8260B
Bromochloromethane	0.97	U	0.97	1.0	1	ug/L		10/02/06	SW846 5030B	SW846 8260B
Bromodichloromethane	0.56	U	0.56	1.0	1	ug/L		10/02/06	SW846 5030B	SW846 8260B
Bromoform	0.94	U	0.94	1.0	1	ug/L		10/02/06	SW846 5030B	SW846 8260B
Bromomethane	0.91	U	0.91	1.0	1	ug/L		10/02/06	SW846 5030B	SW846 8260B
Carbon Tetrachloride	0.49	U	0.49	1.0	1	ug/L		10/02/06	SW846 5030B	SW846 8260B
Chlorobenzene	0.41	U	0.41	1.0	1	ug/L		10/02/06	SW846 5030B	SW846 8260B
Chlorodibromomethane	0.81	U	0.81	1.0	1	ug/L		10/02/06	SW846 5030B	SW846 8260B
Chloroethane	0.97	U	0.97	1.0	1	ug/L		10/02/06	SW846 5030B	SW846 8260B
Chloroform	0.37	U	0.37	1.0	1	ug/L		10/02/06	SW846 5030B	SW846 8260B
Chloromethane	0.24	U	0.24	1.0	1	ug/L		10/02/06	SW846 5030B	SW846 8260B
cis-1,2-Dichloroethene	0.83	U	0.83	1.0	1	ug/L		10/02/06	SW846 5030B	SW846 8260B
cis-1,3-Dichloropropene	0.19	U	0.19	1.0	1	ug/L		10/02/06	SW846 5030B	SW846 8260B
Dibromomethane	0.60	U	0.60	1.0	1	ug/L		10/02/06	SW846 5030B	SW846 8260B
Dichlorodifluoromethane	0.99	U	0.99	1.0	1	ug/L		10/02/06	SW846 5030B	SW846 8260B
Diisopropyl Ether	0.76	U	0.76	1.0	1	ug/L		10/02/06	SW846 5030B	SW846 8260B
Ethylbenzene	0.54	U	0.54	1.0	1	ug/L		10/02/06	SW846 5030B	SW846 8260B
Fluorotrichloromethane	0.79	U	0.79	1.0	1	ug/L		10/02/06	SW846 5030B	SW846 8260B
Hexachlorobutadiene	0.67	U	0.67	1.0	1	ug/L		10/02/06	SW846 5030B	SW846 8260B
Isopropylbenzene	0.59	U	0.59	1.0	1	ug/L		10/02/06	SW846 5030B	SW846 8260B
Methylene Chloride	0.43	U	0.43	1.0	1	ug/L		10/02/06	SW846 5030B	SW846 8260B
Methyl-tert-butyl-ether	0.61	U	0.61	1.0	1	ug/L		10/02/06	SW846 5030B	SW846 8260B
Naphthalene	0.74	U	0.74	1.0	1	ug/L		10/02/06	SW846 5030B	SW846 8260B
n-Butylbenzene	0.93	U	0.93	1.0	1	ug/L		10/02/06	SW846 5030B	SW846 8260B

Pace Analytical Services, Inc.

Analytical Report Number: 876546

1241 Bellevue Street
Green Bay, WI 54302
920-469-2436

Client : FOTH & VAN DYKE
Project Name : KEMC-EAGLE SOUTH
Project Number : 06W003
Field ID : TRIP BLANK

Matrix Type : WATER
Collection Date : 09/22/06
Report Date : 01/09/07
Lab Sample Number : 876546-003

VOLATILES

Prep Date: 10/02/06

Analyte	Result		MDL	EQL	Dil.	Units	Code	Anal Date	Prep Method	Anl Method
n-Propylbenzene	0.81	U	0.81	1.0	1	ug/L		10/02/06	SW846 5030B	SW846 8260B
p-Isopropyltoluene	0.67	U	0.67	1.0	1	ug/L		10/02/06	SW846 5030B	SW846 8260B
s-Butylbenzene	0.89	U	0.89	1.0	1	ug/L		10/02/06	SW846 5030B	SW846 8260B
Styrene	0.86	U	0.86	1.0	1	ug/L		10/02/06	SW846 5030B	SW846 8260B
t-Butylbenzene	0.97	U	0.97	1.0	1	ug/L		10/02/06	SW846 5030B	SW846 8260B
Tetrachloroethene	0.45	U	0.45	1.0	1	ug/L		10/02/06	SW846 5030B	SW846 8260B
Toluene	0.67	U	0.67	1.0	1	ug/L		10/02/06	SW846 5030B	SW846 8260B
trans-1,2-Dichloroethene	0.89	U	0.89	1.0	1	ug/L		10/02/06	SW846 5030B	SW846 8260B
trans-1,3-Dichloropropene	0.19	U	0.19	1.0	1	ug/L		10/02/06	SW846 5030B	SW846 8260B
Trichloroethene	0.48	U	0.48	1.0	1	ug/L		10/02/06	SW846 5030B	SW846 8260B
Vinyl Chloride	0.18	U	0.18	1.0	1	ug/L		10/02/06	SW846 5030B	SW846 8260B
Xylene, m + p	1.8	U	1.8	2.0	1	ug/L		10/02/06	SW846 5030B	SW846 8260B
Xylene, o	0.83	U	0.83	1.0	1	ug/L		10/02/06	SW846 5030B	SW846 8260B
Surrogate			**LCL**	**UCL**						
4-Bromofluorobenzene	80		64	132	1	%		10/02/06	SW846 5030B	SW846 8260B
Toluene-d8	84		73	127	1	%		10/02/06	SW846 5030B	SW846 8260B
Dibromofluoromethane	83		68	122	1	%		10/02/06	SW846 5030B	SW846 8260B

Pace Analytical Services, Inc.

1241 Bellevue Street
Green Bay, WI 54302
920-469-2436

Analytical Report Number: 876546

Client : FOTH & VAN DYKE
Project Name : KEMC-EAGLE SOUTH
Project Number : 06W003
Field ID : FIELD BLANK

Matrix Type : WATER
Collection Date : 09/22/06
Report Date : 01/09/07
Lab Sample Number : 876546-004

INORGANICS

Test	Result	MDL	EQL	Dil.	Units	Code	Anl Date	Prep Method	Anl Method
Mercury - Low Level	0.448	0.169	0.169	1	ng/L		10/03/06	EPA 1631E	EPA 1631E

Pace Analytical Services, Inc.

REVISED

1241 Bellevue Street
Green Bay, WI 54302
920-469-2436
Fax: 920-469-8827

Lab Number	TestGroupID	Field ID	Comment
876546-001	PAH+-W	MINI SONIC	B - Acenaphthene present in blank at 0.009ug/l.

Qualifier Codes

Flag	Applies To	Explanation
A	Inorganic	Analyte is detected in the method blank. Method blank criteria is evaluated to the laboratory method detection limit. Additionally, method blank acceptance may be based on project specific criteria or determined from analyte concentrations in the sample and are evaluated on a sample by sample basis.
B	Inorganic	The analyte has been detected between the method detection limit and the reporting limit.
B	Organic	Analyte is present in the method blank. Method blank criteria is evaluated to the laboratory method detection limit. Additionally, method blank acceptance may be based on project specific criteria or determined from analyte concentrations in the sample and are evaluated on a sample by sample basis.
C	All	Elevated detection limit.
D	All	Analyte value from diluted analysis or surrogate result not applicable due to sample dilution.
E	Inorganic	Estimated concentration due to matrix interferences. During the metals analysis the serial dilution failed to meet the established control limits of 0-10%. The sample concentration is greater than 50 times the IDL for analysis done on the ICP or 100 times the IDL for analysis done on the ICP-MS. The result was flagged with the E qualifier to indicate that a physical interference was observed.
E	Organic	Analyte concentration exceeds calibration range.
F	Inorganic	Due to potential interferences for this analysis by Inductively Coupled Plasma techniques (SW-846 Method 6010), this analyte has been confirmed by and reported from an alternate method.
F	Organic	Surrogate results outside control criteria.
G	All	The result is estimated because the concentration is less than the lowest calibration standard concentration utilized in the initial calibration. The method detection limit is less than the reporting limit specified for this project.
H	All	Preservation, extraction or analysis performed past holding time.
HF	Inorganic	This test is considered a field parameter, and the recommended holding time is 15 minutes from collection. The analysis was performed in the laboratory beyond the recommended holding time.
J	All	Concentration detected equal to or greater than the method detection limit but less than the reporting limit.
K	Inorganic	Sample received unpreserved. Sample was either preserved at the time of receipt or at the time of sample preparation.
K	Organic	Detection limit may be elevated due to the presence of an unrequested analyte.
L	All	Elevated detection limit due to low sample volume.
M	Organic	Sample pH was greater than 2
N	All	Spiked sample recovery not within control limits.
O	Organic	Sample received overweight.
P	Organic	The relative percent difference between the two columns for detected concentrations was greater than 40%.
Q	All	The analyte has been detected between the limit of detection (LOD) and limit of quantitation (LOQ). The results are qualified due to the uncertainty of analyte concentrations within this range.
S	Organic	The relative percent difference between quantitation and confirmation columns exceeds internal quality control criteria. Because the result is unconfirmed, it has been reported as a non-detect with an elevated detection limit.
U	All	The analyte was not detected at or above the reporting limit.
V	All	Sample received with headspace.
W	All	A second aliquot of sample was analyzed from a container with headspace.
X	All	See Sample Narrative.
Z	Organics	This compound was separated in the check standard but it did not meet the resolution criteria as set forth in SW846.
&	All	Laboratory Control Spike recovery not within control limits.
*	All	Precision not within control limits.
+	Inorganic	The sample result is greater than four times the spike level: therefore, the percent recovery is not evaluated.
<	All	The analyte was not detected at or above the reporting limit.
1	Inorganic	Dissolved analyte or filtered analyte greater than total analyte; analyses passed QC based on precision criteria.
2	Inorganic	Dissolved analyte or filtered analyte greater than total analyte; analyses failed QC based on precision criteria.
3	Inorganic	BOD result is estimated due to the BOD blank exceeding the allowable oxygen depletion.
4	Inorganic	BOD duplicate precision not within control limits. Due to the 48 hour holding time for this test, it is not practical to reanalyze and try to correct the deficiency.
5	Inorganic	BOD result is estimated due to insufficient oxygen depletion. Due to the 48 hour holding time for this test, it is not practical to reanalyze and try to correct the deficiency.
6	Inorganic	BOD laboratory control sample not within control limits. Due to the 48 hour holding time for this test, it is not practical to reanalyze and try to correct the deficiency.
7	Inorganic	BOD result is estimated due to complete oxygen depletion. Due to the 48 hour holding time for this test, it is not practical to reanalyze and try to correct the deficiency.

Pace Analytical Services, Inc.

Analysis Summary by Laboratory

1241 Bellevue Street
Green Bay, WI 54302

Test Group Name	876546-001	876546-002	876546-003	876546-004
ALKALINITY, BICARB/CARB	B	B		
ALUMINUM	M	M		
ANTIMONY	M	M		
ARSENIC	M	M		
BARIUM	M	M		
BERYLLIUM	M	M		
BORON	M	M		
CADMIUM	M	M		
CALCIUM	M	M		
CHLORIDE	B	B		
CHROMIUM	M	M		
COBALT	M	M		
COPPER	M	M		
FLUORIDE	B	B		
HARDNESS	M	M		
IRON	M	M		
LEAD	M	M		
LITHIUM	M	M		
MAGNESIUM	M	M		
MANGANESE	M	M		
MERCURY - LOW LEVEL	K	K		K
MOLYBDENUM	M	M		
NICKEL	M	M		
NITROGEN, AMMONIA	B	B		
PAH/ PNA	B	B		
POTASSIUM	M	M		
SELENIUM	M	M		
SILVER	M	M		
SODIUM	M	M		
SULFATE	B	B		
THALLIUM	M	M		
VANADIUM	M	M		
VOLATILES	G	G	G	
ZINC	M	M		

Pace Analytical Services, Inc.

Analysis Summary by Laboratory

1241 Bellevue Street
Green Bay, WI 54302

Code	Facility	Address	MI Certification
B	Green Bay Lab (Bellevue St)	1241 Bellevue Street, Suite 9 Green Bay, WI 54302	Not Certified
G	Green Bay Lab (Industrial Dr)	1795 Industrial Drive Green Bay, WI 54302	Not Certified
K	Kimberly Laboratory	1090 Kennedy Ave. Kimberly, WI 54136	Not Certified
M	Minnesota Laboratory	1700 Elm Street, Suite 200 Minneapolis, MN	Not Certified

Pace Analytical Services, Inc.

QC Summary

1241 Bellevue Street
Green Bay, WI 54302
920-469-2436
Fax: 920-469-8827

Batch Number: 876546
Lab Section: METALS-K
QC Batch Number: 14769
Prep Method: EPA 1631E
Analytical Method: EPA 1631E

QC Type	Client Sample ID	Lab Sample ID
MB	MBMTK0966-008	MBMTK0966-008
MB2	MB2WMTK0966-008	MB2WMTK0966-008
MB3	MB3WMTK0966-008	MB3WMTK0966-008
IPR	IPRMTK0966-008	IPRMTK0966-008
OPR	OPRWMTK0966-008	OPRWMTK0966-008
MS	876622-003MS	876622-003MS
MS	876393-002MS	876393-002MS
MS	876393-001MS	876393-001MS
MSD	876622-003MSD	876622-003MSD
MSD	876393-002MSD	876393-002MSD
MSD	876393-001MSD	876393-001MSD

Client Sample ID	Lab Sample ID	Client Sample ID	Lab Sample ID
MINI SENIC	876546-001	ORV TRUCK	876546-002
FIELD BLANK	876546-004		

Test Name	Method Blank Result Conc	Method Blank 2 Result Conc	Method Blank 3 Result Conc	IPR/OPR Spiked Conc	IPR Recovery Conc	IPR Recovery %	OPR Recovery Conc	OPR Recovery %	IPR/OPR Control Limits LCL %	IPR/OPR Control Limits UCL %	Parent Sample Number	Parent Result Conc	MS Spiked Conc	MS Recovery Conc	MS Recovery %	MS Recovery C	MSD Spiked Conc	MSD Recovery Conc	MSD Recovery %	MSD Recovery C	MS/MSD RPD %	MS/MSD RPD C	MS/MSD Control Limits LCL %	MS/MSD Control Limits UCL %	MS/MSD Control Limits RPD %
Mercury - Low Level	0.2377	0.3036	0.3897	5	5.559	111.2	5.247	104.9	79	121	876393-001	10.4	50.0	68	115.2		50.0	57.9	94.8		16.2		75	125	24
Mercury - Low Level											876393-002	6.38	20.0	27	102.9		20.0	27.4	105.3		1.7		75	125	24
Mercury - Low Level											876622-003	79.95	100.0	197.4	117.4		100.0	179.6	99.6		9.5		75	125	24

Conc = ng/L unless otherwise noted
C = QC Code, see Qualifer Sheet
Parent Result is reported down to MDL in order to allow Validation of this worksheet
The %R and RPD results are calculated from raw data values with more significant figures than are reported on this form.

Report Date: 10/25/2006
QC Batch Number: 14769

Pace Analytical Services, Inc.
1700 Elm Street, Suite 200
Minneapolis, MN 55414
Phone: (612)607-1700
Fax: (612)607-6444

January 08, 2007

Client Services
Pace Analytical Green Bay
1241 Bellevue Street
Suite 9
Green Bay, WI 54302

RE: Project: 876546 FOTH AND VAN DYKE
Pace Project No.: 1039375

Dear Client Services:
Enclosed are the analytical results for sample(s) received by the laboratory on October 03, 2006. Results reported herein conform to the most current NELAC standards, where applicable, unless otherwise narrated in the body of the report.

If you have any questions concerning this report, please feel free to contact me.

Sincerely,

Jane Eilders

Jane Eilders

jane.eilders@pacelabs.com
Project Coordinator

Illinois Certification #: 200011
Iowa Certification #: 368
Minnesota Certification #: 027-053-137
Wisconsin Certification #: 999407970

Enclosures

This report shall not be reproduced, except in full,
without the written consent of Pace Analytical Services, Inc..

REVISED

Pace Analytical Services, Inc.
1700 Elm Street, Suite 200
Minneapolis, MN 55414
Phone: (612)607-1700
Fax: (612)607-6444

SAMPLE SUMMARY

Project: 876546 FOTH AND VAN DYKE
Pace Project No.: 1039375

Lab ID	Sample ID	Matrix	Date Collected	Date Received
876546001	MINI SONIC	Water	09/22/06 00:00	10/03/06 09:00
876546002	ORV TRUCK	Water	09/22/06 00:00	10/03/06 09:00

This report shall not be reproduced, except in full,
without the written consent of Pace Analytical Services, Inc..

Pace Analytical Services, Inc.
1700 Elm Street, Suite 200
Minneapolis, MN 55414
Phone: (612)607-1700
Fax: (612)607-6444

REVISED

SAMPLE ANALYTE COUNT

Project: 876546 FOTH AND VAN DYKE
Pace Project No.: 1039375

Lab ID	Sample ID	Method	Analytes Reported
876546001	MINI SONIC	EPA 6020	26
876546002	ORV TRUCK	EPA 6020	26

This report shall not be reproduced, except in full,
without the written consent of Pace Analytical Services, Inc..

Pace Analytical
www.pacelabs.com

Pace Analytical Services, Inc.
1700 Elm Street, Suite 200
Minneapolis, MN 55414
Phone: (612)607-1700
Fax: (612)607-6444

REVISED

ANALYTICAL RESULTS

Project: 876546 FOTH AND VAN DYKE
Pace Project No.: 1039375

Sample: MINI SONIC Lab ID: 876546001 Collected: 09/22/06 00:00 Received: 10/03/06 09:00 Matrix: Water

Parameters	Results	Units	Report Limit	MDL	DF	Prepared	Analyzed	CAS No.	Qual
6020 MET ICPMS	Analytical Method: EPA 6020 Preparation Method: EPA 3020								
Aluminum	**11.0**	ug/L	1.6	0.49	1	10/04/06 00:00	10/09/06 17:14	7429-90-5	
Antimony	**0.064J**	ug/L	0.13	0.039	1	10/04/06 00:00	10/09/06 17:14	7440-36-0	
Arsenic	**1.4**	ug/L	0.12	0.035	1	10/04/06 00:00	10/09/06 17:14	7440-38-2	
Barium	**14.8**	ug/L	0.11	0.033	1	10/04/06 00:00	10/09/06 17:14	7440-39-3	
Beryllium	ND	ug/L	0.057	0.017	1	10/04/06 00:00	10/09/06 17:14	7440-41-7	
Boron	**16.6**	ug/L	0.57	0.17	1	10/04/06 00:00	10/09/06 17:14	7440-42-8	
Cadmium	ND	ug/L	0.057	0.017	1	10/04/06 00:00	10/09/06 17:14	7440-43-9	
Calcium	**52500**	ug/L	300	90.0	50	10/04/06 00:00	10/09/06 17:18	7440-70-2	
Chromium	**0.25J**	ug/L	0.30	0.091	1	10/04/06 00:00	10/09/06 17:14	7440-47-3	
Cobalt	**0.077**	ug/L	0.029	0.0087	1	10/04/06 00:00	10/09/06 17:14	7440-48-4	
Copper	**3.3**	ug/L	0.087	0.026	1	10/04/06 00:00	10/09/06 17:14	7440-50-8	
Iron	**225**	ug/L	21.0	6.3	1	10/04/06 00:00	10/09/06 17:14	7439-89-6	
Lead	**0.66**	ug/L	0.10	0.030	1	10/04/06 00:00	10/09/06 17:14	7439-92-1	
Lithium	**2.1**	ug/L	0.047	0.014	1	10/04/06 00:00	10/09/06 17:14	7439-93-2	
Magnesium	**14500**	ug/L	65.0	19.0	50	10/04/06 00:00	10/09/06 17:18	7439-95-4	
Manganese	**5.3**	ug/L	0.16	0.047	1	10/04/06 00:00	10/09/06 17:14	7439-96-5	
Molybdenum	**0.35**	ug/L	0.11	0.034	1	10/04/06 00:00	10/09/06 17:14	7439-98-7	
Nickel	**0.77**	ug/L	0.14	0.043	1	10/04/06 00:00	10/09/06 17:14	7440-02-0	
Potassium	**1480**	ug/L	30.0	9.1	1	10/04/06 00:00	10/09/06 17:14	7440-09-7	
Selenium	**0.29J**	ug/L	0.40	0.12	1	10/04/06 00:00	10/09/06 17:14	7782-49-2	
Silver	ND	ug/L	0.14	0.043	1	10/04/06 00:00	10/09/06 17:14	7440-22-4	
Sodium	**30500**	ug/L	550	170	50	10/04/06 00:00	10/09/06 17:18	7440-23-5	
Thallium	ND	ug/L	0.067	0.020	1	10/04/06 00:00	10/09/06 17:14	7440-28-0	
Total Hardness by 2340B	**191000**	ug/L	5900	1780	50	10/04/06 00:00	10/09/06 17:18		
Vanadium	**0.24**	ug/L	0.083	0.025	1	10/04/06 00:00	10/09/06 17:14	7440-62-2	
Zinc	**19.0**	ug/L	1.0	0.30	1	10/04/06 00:00	10/09/06 17:14	7440-66-6	

Sample: ORV TRUCK Lab ID: 876546002 Collected: 09/22/06 00:00 Received: 10/03/06 09:00 Matrix: Water

Parameters	Results	Units	Report Limit	MDL	DF	Prepared	Analyzed	CAS No.	Qual
6020 MET ICPMS	Analytical Method: EPA 6020 Preparation Method: EPA 3020								
Aluminum	**7.7**	ug/L	1.6	0.49	1	10/04/06 00:00	10/09/06 17:22	7429-90-5	
Antimony	**0.065J**	ug/L	0.13	0.039	1	10/04/06 00:00	10/09/06 17:22	7440-36-0	
Arsenic	**1.1**	ug/L	0.12	0.035	1	10/04/06 00:00	10/09/06 17:22	7440-38-2	
Barium	**14.6**	ug/L	0.11	0.033	1	10/04/06 00:00	10/09/06 17:22	7440-39-3	
Beryllium	ND	ug/L	0.057	0.017	1	10/04/06 00:00	10/09/06 17:22	7440-41-7	
Boron	**16.2**	ug/L	0.57	0.17	1	10/04/06 00:00	10/09/06 17:22	7440-42-8	
Cadmium	ND	ug/L	0.057	0.017	1	10/04/06 00:00	10/09/06 17:22	7440-43-9	
Calcium	**50300**	ug/L	300	90.0	50	10/04/06 00:00	10/09/06 17:26	7440-70-2	
Chromium	**0.16J**	ug/L	0.30	0.091	1	10/04/06 00:00	10/09/06 17:22	7440-47-3	
Cobalt	**0.078**	ug/L	0.029	0.0087	1	10/04/06 00:00	10/09/06 17:22	7440-48-4	
Copper	**2.6**	ug/L	0.087	0.026	1	10/04/06 00:00	10/09/06 17:22	7440-50-8	
Iron	**146**	ug/L	21.0	6.3	1	10/04/06 00:00	10/09/06 17:22	7439-89-6	

This report shall not be reproduced, except in full,
without the written consent of Pace Analytical Services, Inc..

ACCREDITED IN ACCORDANCE WITH nelac

Pace Analytical Services, Inc.
1700 Elm Street, Suite 200
Minneapolis, MN 55414
Phone: (612)607-1700
Fax: (612)607-6444

ANALYTICAL RESULTS

Project: 876546 FOTH AND VAN DYKE
Pace Project No.: 1039375

Sample: ORV TRUCK **Lab ID: 876546002** Collected: 09/22/06 00:00 Received: 10/03/06 09:00 Matrix: Water

Parameters	Results	Units	Report Limit	MDL	DF	Prepared	Analyzed	CAS No.	Qual
6020 MET ICPMS	Analytical Method: EPA 6020 Preparation Method: EPA 3020								
Lead	**0.43**	ug/L	0.10	0.030	1	10/04/06 00:00	10/09/06 17:22	7439-92-1	
Lithium	**2.1**	ug/L	0.047	0.014	1	10/04/06 00:00	10/09/06 17:22	7439-93-2	
Magnesium	**14400**	ug/L	65.0	19.0	50	10/04/06 00:00	10/09/06 17:26	7439-95-4	
Manganese	**4.7**	ug/L	0.16	0.047	1	10/04/06 00:00	10/09/06 17:22	7439-96-5	
Molybdenum	**0.34**	ug/L	0.11	0.034	1	10/04/06 00:00	10/09/06 17:22	7439-98-7	
Nickel	**0.56**	ug/L	0.14	0.043	1	10/04/06 00:00	10/09/06 17:22	7440-02-0	
Potassium	**1440**	ug/L	30.0	9.1	1	10/04/06 00:00	10/09/06 17:22	7440-09-7	
Selenium	**0.36J**	ug/L	0.40	0.12	1	10/04/06 00:00	10/09/06 17:22	7782-49-2	
Silver	ND	ug/L	0.14	0.043	1	10/04/06 00:00	10/09/06 17:22	7440-22-4	
Sodium	**29900**	ug/L	550	170	50	10/04/06 00:00	10/09/06 17:26	7440-23-5	
Thallium	ND	ug/L	0.067	0.020	1	10/04/06 00:00	10/09/06 17:22	7440-28-0	
Total Hardness by 2340B	**185000**	ug/L	5900	1780	50	10/04/06 00:00	10/09/06 17:26		
Vanadium	**0.23**	ug/L	0.083	0.025	1	10/04/06 00:00	10/09/06 17:22	7440-62-2	
Zinc	**16.8**	ug/L	1.0	0.30	1	10/04/06 00:00	10/09/06 17:22	7440-66-6	

This report shall not be reproduced, except in full,
without the written consent of Pace Analytical Services, Inc..

Pace Analytical
www.pacelabs.com

Pace Analytical Services, Inc.
1700 Elm Street, Suite 200
Minneapolis, MN 55414
Phone: (612)607-1700
Fax: (612)607-6444

QUALITY CONTROL DATA

Project: 876546 FOTH AND VAN DYKE
Pace Project No.: 1039375

QC Batch: MPRP/7375
QC Batch Method: EPA 3020
Analysis Method: EPA 6020
Analysis Description: 6020 MET
Associated Lab Samples: 876546001, 876546002

METHOD BLANK: 266736
Associated Lab Samples: 876546001, 876546002

Parameter	Units	Blank Result	Reporting Limit	Qualifiers
Aluminum	ug/L	1.1J	1.6	
Antimony	ug/L	ND	0.13	
Arsenic	ug/L	ND	0.12	
Barium	ug/L	ND	0.11	
Beryllium	ug/L	ND	0.057	
Boron	ug/L	1.6	0.57	
Cadmium	ug/L	ND	0.057	
Calcium	ug/L	2.6J	6.0	
Chromium	ug/L	ND	0.30	
Cobalt	ug/L	0.0089J	0.029	
Copper	ug/L	ND	0.087	
Iron	ug/L	16.0J	21.0	
Lead	ug/L	0.032J	0.10	
Lithium	ug/L	ND	0.047	
Magnesium	ug/L	ND	1.3	
Manganese	ug/L	ND	0.16	
Molybdenum	ug/L	ND	0.11	
Nickel	ug/L	ND	0.14	
Potassium	ug/L	9.6J	30.0	
Selenium	ug/L	ND	0.40	
Silver	ug/L	0.056J	0.14	
Sodium	ug/L	ND	11.0	
Thallium	ug/L	ND	0.067	
Total Hardness by 2340B	ug/L	ND	118	
Vanadium	ug/L	ND	0.083	
Zinc	ug/L	1.7	1.0	

LABORATORY CONTROL SAMPLE: 266737

Parameter	Units	Spike Conc.	LCS Result	LCS % Rec	% Rec Limits	Qualifiers
Aluminum	ug/L	80	81.2	101	85-115	
Antimony	ug/L	80	79.1	99	85-115	
Arsenic	ug/L	80	78.6	98	85-115	
Barium	ug/L	80	80.9	101	85-115	
Beryllium	ug/L	80	75.6	94	85-115	
Boron	ug/L	80	78.0	97	85-115	
Cadmium	ug/L	80	79.5	99	85-115	
Calcium	ug/L	1000	963	96	85-115	
Chromium	ug/L	80	79.0	99	85-115	
Cobalt	ug/L	80	80.8	101	85-115	
Copper	ug/L	80	79.3	99	85-115	

This report shall not be reproduced, except in full,
without the written consent of Pace Analytical Services, Inc..

Pace Analytical
www.pacelabs.com

Pace Analytical Services, Inc.
1700 Elm Street, Suite 200
Minneapolis, MN 55414
Phone: (612)607-1700
Fax: (612)607-6444

QUALITY CONTROL DATA

Project: 876546 FOTH AND VAN DYKE
Pace Project No.: 1039375

LABORATORY CONTROL SAMPLE: 266737

Parameter	Units	Spike Conc.	LCS Result	LCS % Rec	% Rec Limits	Qualifiers
Iron	ug/L	1000	977	98	85-115	
Lead	ug/L	80	82.8	104	85-115	
Lithium	ug/L	80	73.4	92	85-115	
Magnesium	ug/L	1000	1050	105	85-115	
Manganese	ug/L	80	78.1	98	85-115	
Molybdenum	ug/L	80	79.3	99	85-115	
Nickel	ug/L	80	81.5	102	85-115	
Potassium	ug/L	1000	989	99	85-115	
Selenium	ug/L	160	160	100	85-115	
Silver	ug/L	80	82.5	103	85-115	
Sodium	ug/L	1000	1040	104	85-115	
Thallium	ug/L	80	81.6	102	85-115	
Total Hardness by 2340B	ug/L		6730			
Vanadium	ug/L	80	80.0	100	85-115	
Zinc	ug/L	80	79.7	100	85-115	

MATRIX SPIKE & MATRIX SPIKE DUPLICATE: 266738 266739

Parameter	Units	876546001 Result	MS Spike Conc.	MSD Spike Conc.	MS Result	MSD Result	MS % Rec	MSD % Rec	% Rec Limits	RPD	Max RPD	Qual
Aluminum	ug/L	11.0	80	80	95.2	95.9	105	106	70-130	.7	20	
Antimony	ug/L	0.064J	80	80	83.4	83.3	104	104	70-130	.1	20	
Arsenic	ug/L	1.4	80	80	81.5	83.1	100	102	70-130	2	20	
Barium	ug/L	14.8	80	80	97.8	98.6	104	105	70-130	.9	20	
Beryllium	ug/L	ND	80	80	75.2	72.4	94	90	70-130	4	20	
Boron	ug/L	16.6	80	80	142	110	157	117	70-130	25	20	P6,R1
Cadmium	ug/L	ND	80	80	80.0	79.5	100	99	70-130	.6	20	
Calcium	ug/L	52500	1000	1000	50600	51500	-189	-96	70-130	2	20	P6
Chromium	ug/L	0.25J	80	80	80.9	80.7	101	101	70-130	.2	20	
Cobalt	ug/L	0.077	80	80	81.4	82.7	102	103	70-130	2	20	
Copper	ug/L	3.3	80	80	82.6	82.6	99	99	70-130	.01	20	
Iron	ug/L	225	1000	1000	1190	1220	97	99	70-130	2	20	
Lead	ug/L	0.66	80	80	83.3	84.5	103	105	70-130	1	20	
Lithium	ug/L	2.1	80	80	70.3	68.7	85	83	70-130	2	20	
Magnesium	ug/L	14500	1000	1000	15300	15700	80	119	70-130	3	20	
Manganese	ug/L	5.3	80	80	86.7	86.6	102	102	70-130	.1	20	
Molybdenum	ug/L	0.35	80	80	81.3	81.4	101	101	70-130	.08	20	
Nickel	ug/L	0.77	80	80	80.6	84.2	100	104	70-130	4	20	
Potassium	ug/L	1480	1000	1000	2530	2560	106	108	70-130	.9	20	
Selenium	ug/L	0.29J	160	160	158	163	99	102	70-130	3	20	
Silver	ug/L	ND	80	80	69.0	79.8	86	100	70-130	14	20	
Sodium	ug/L	30500	1000	1000	29600	30100	-90	-39	70-130	2	20	P6
Thallium	ug/L	ND	80	80	87.6	87.7	110	110	70-130	.01	20	
Total Hardness by 2340B	ug/L	191000			189000	193000				2	20	
Vanadium	ug/L	0.24	80	80	82.9	83.5	103	104	70-130	.8	20	
Zinc	ug/L	19.0	80	80	98.4	99.6	99	101	70-130	1	20	

This report shall not be reproduced, except in full,
without the written consent of Pace Analytical Services, Inc..

nelac

Pace Analytical Services, Inc.
1700 Elm Street, Suite 200
Minneapolis, MN 55414
Phone: (612)607-1700
Fax: (612)607-6444

QUALITY CONTROL DATA

Project: 876546 FOTH AND VAN DYKE
Pace Project No.: 1039375

SAMPLE DUPLICATE: 266740

Parameter	Units	1039400001 Result	Dup Result	RPD	Max RPD	Qualifiers
Aluminum	ug/L	7.2	7.4	3	20	
Antimony	ug/L	0.20	0.20	.8	20	
Arsenic	ug/L	13.4	13.4	.2	20	
Barium	ug/L	145	145	.002	20	
Beryllium	ug/L	ND	ND	0	20	
Boron	ug/L	197	200	2	20	
Cadmium	ug/L	ND	0.028J	3	20	
Calcium	ug/L	108000	109000	.5	20	
Chromium	ug/L	ND	0.30	3	20	
Cobalt	ug/L	2.2	2.3	.5	20	
Copper	ug/L	3.0	2.9	.8	20	
Iron	ug/L	11100	11100	.4	20	
Lead	ug/L	0.23	0.24	3	20	
Lithium	ug/L	3.6	4.1	13	20	
Magnesium	ug/L	23100	23600	2	20	
Manganese	ug/L	2130	2170	2	20	
Molybdenum	ug/L	0.59	0.60	2	20	
Nickel	ug/L	11.1	10.8	2	20	
Potassium	ug/L	2520	2540	1	20	
Selenium	ug/L	ND	0.40	2	20	
Silver	ug/L	ND	0.14	200	20	
Sodium	ug/L	45100	45100	.003	20	
Thallium	ug/L		ND			
Total Hardness by 2340B	ug/L	366000	369000	.9	20	
Vanadium	ug/L		1.3			
Zinc	ug/L	8.5	8.4	.9	20	

This report shall not be reproduced, except in full,
without the written consent of Pace Analytical Services, Inc..

Pace Analytical Services, Inc.
1700 Elm Street, Suite 200
Minneapolis, MN 55414
Phone: (612)607-1700
Fax: (612)607-6444

QUALIFIERS

Project: 876546 FOTH AND VAN DYKE
Pace Project No.: 1039375

DEFINITIONS

DF - Dilution Factor, if reported, represents the factor applied to the reported data due to changes in sample preparation, dilution of the sample aliquot, or moisture content.

ND - Not Detected at or above adjusted reporting limit.

J - Estimated concentration above the adjusted method detection limit and below the adjusted reporting limit.

MDL - Adjusted Method Detection Limit.

S - Surrogate

1,2-Diphenylhydrazine (8270 listed analyte) decomposes to Azobenzene.

Consistent with EPA guidelines, unrounded data are displayed and have been used to calculate % recovery and RPD values.

LCS(D) - Laboratory Control Sample (Duplicate)

MS(D) - Matrix Spike (Duplicate)

DUP - Sample Duplicate

RPD - Relative Percent Difference

NC - Not Calculable.

ANALYTE QUALIFIERS

P6	Matrix spike recovery was outside laboratory control limits due to a parent sample concentration notably higher than the spike level.
R1	RPD value was outside control limits.

This report shall not be reproduced, except in full,
without the written consent of Pace Analytical Services, Inc..

Sample Condition Upon Receipt

Pace Analytical

Client Name: Foth & VanDyke Project # 876546

Courier: ☐ Fed Ex ☐ UPS ☐ USPS ☑ Client ☐ Commercial ☐ Pace Other _____

Tracking #: _____

Optional: Proj. Due Date: Proj. Name:

Custody Seal on Cooler/Box Present: ☑ yes ☐ no Seals intact: ☑ yes ☐ no

Packing Material: ☐ Bubble Wrap ☑ Bubble Bags ☐ None ☐ Other _____

Thermometer Used: AH JB Type of Ice: (Wet) Blue None ☑ Samples on ice, cooling process has begun

Cooler Temperature: 6.°C Biological Tissue is Frozen: Yes No

Date and Initials of person examining contents: 9/27/06 - LS LC 9/27/06

Temp should be above freezing to 6°C

Comments:

Chain of Custody Present:	☑Yes	☐No	☐N/A	1.
Chain of Custody Filled Out:	☑Yes	☐No	☐N/A	2.
Chain of Custody Relinquished:	☑Yes	☐No	☐N/A	3.
Sampler Name & Signature on COC:	☐Yes	☑No	☐N/A	4.
Samples Arrived within Hold Time:	☑Yes	☐No	☐N/A	5.
Short Hold Time Analysis (<72hr):	☑Yes	☐No	☐N/A	6. PAH waters are up on 9/29/06. - LS 9/27/06
Rush Turn Around Time Requested:	☐Yes	☑No	☐N/A	7.
Sufficient Volume:	☑Yes	☐No	☐N/A	8.
Correct Containers Used:	☑Yes	☐No	☐N/A	9.
-Pace Containers Used:	☑Yes	☐No	☐N/A	
Containers Intact:	☑Yes	☑No	☐N/A	10. - 001; 1 vial received broken. - LS 9/27/06
Filtered volume received for Dissolved tests	☐Yes	☐No	☑N/A	11.
Sample Labels match COC:	LC 9/27 ☑Yes	☑No	☐N/A	12. Some of containers for 001 indicates collection date
-Includes date/time/ID/Analysis Matrix: W				as 9/21/06. COC lists 9/22 LC 9/27/06
All containers needing preservation have been checked.	☑Yes	☐No	☐N/A	13.
All containers needing preservation are found to be in compliance with EPA recommendation.	☑Yes	☐No	☐N/A	
exceptions: VOA, coliform, TOC, O&G, WI-DRO (water)	☐Yes	☐No		Initial when completed: LS Lot # of added preservative:
Samples checked for dechlorination:	☐Yes	☐No	☑N/A	14.
Headspace in VOA Vials (>6mm):	☐Yes	☑No	☐N/A	15.
Trip Blank Present:	☑Yes	☐No	☐N/A	16.
Trip Blank Custody Seals Present	☑Yes	☐No	☐N/A	
Pace Trip Blank Lot # (if purchased): _____				

Client Notification/ Resolution: Field Data Required? Y / N

Person Contacted: _____ Date/Time: _____

Comments/ Resolution: _____

Project Manager Review: AH for TN **Date:** 10/26/06

Note: Whenever there is a discrepancy affecting North Carolina compliance samples, a copy of this form will be sent to the North Carolina DEHNR Certification Office (i.e out of hold, incorrect preservative, out of temp, incorrect containers)

MN: 612-607-1700 WI: 920-469-2436

Pace Analytical®
www.pacelabs.com

CHAIN OF CUSTODY

COC No. 013617

Company Name:	Foth & VanDyke
Branch/Location:	Green Bay
Project Contact:	
Phone:	920-497-2500
Project Number:	06W003
Project Name:	KEMC-Eagle South
Project State:	MI
Sampled By (Print):	Jeffrey Lynott
Sampled By (Sign):	
PO #:	
Regulatory Program:	

*Preservation Codes
A=None B=HCL C=H2SO4 D=HNO3 E=DI Water F=Methanol G=NaOH
H=Sodium Bisulfate Solution I=Sodium Thiosulfate J=Other

Quote #:	
Mail To Contact:	Janis Kesy
Mail To Company:	Foth & VanDyke
Mail To Address:	2737 S. Ridge Rd Green Bay, WI 54307
Invoice To Contact:	
Invoice To Company:	
Invoice To Address:	
Invoice To Phone:	

Data Package Options (billable)
- ☐ EPA Level III
- ☐ EPA Level IV

MS/MSD
- ☐ On your sample (billable)
- ☐ NOT needed on your sample

Matrix Codes
A = Air, B = Biota, C = Charcoal, O = Oil, S = Soil, Sl = Sludge, W = Water, DW = Drinking Water, GW = Ground Water, SW = Surface Water, WW = Waste Water, WP = Wipe

PACE LAB #	CLIENT FIELD ID	COLLECTION DATE	COLLECTION TIME	MATRIX	Analyses Requested	Metals, Hardness	Ammonia	Alk, Alk, Cl, F, Sulfate	PAH	VOA	LL HG	CLIENT COMMENTS	LAB COMMENTS (Lab Use Only)	Profile #
					Y/N	N	N	N	N	N	N			
					Pick Letter	D	C	A	A	B	A			
001	minisonic	9/22/06		W		x	x	x	x	x	x		2-1L Ambers A, 2-500ml poly's A, D, 1-500ml glass A, 1-250ml poly C, 2-40ml	
002	ORV Truck	9/22/06		W		x	x	x	x	x	x	+MS/MSD	4-1L Ambers A, 2-500ml poly's A, D, 2-500ml glass A, 1-250ml poly C, 6-40ml	
003	Trip Blank	9/22/06		W						x			1-40ml 1120 TB	
004	Field blank	9/22/06		W							x		1-500ml glass A	

Rush Turnaround Time Requested - Prelims
(Rush TAT subject to approval/surcharge)
Date Needed:

Transmit Prelim Rush Results by (complete what you want):

Email #1:	
Email #2:	
Telephone:	
Fax:	

Samples on HOLD are subject to special pricing and release of liability

Relinquished By:	Date/Time:	Received By:	Date/Time:
Jeffrey Lynott	9/26/06 1800	[illegible]	9/26/06 1800
[illegible]	9/27/06 0730	[illegible]	9-27-06 0730
[illegible]	9-27-06 0830	[illegible]	9-27-06 0830

PACE Project No. 876546

Receipt Temp = 1.0 °C

Sample Receipt pH OK / Adjusted

Cooler Custody Seal Present / Not Present

Intact / Not Intact

Version 6.0 06/14/06

ORIGINAL

Pace Analytical®
www.pacelabs.com

MN: 612-607-1700 WI: 920-469-2436

COC No. 013617

CHAIN OF CUSTODY

(Please Pri . Clearly)	
Company Name:	Foth & VanDyke
Branch/Location:	Green Bay
Project Contact:	
Phone:	920-497-2500
Project Number:	06W003
Project Name:	VBMC-Eagle South
Project State:	MI
Sampled By (Print):	Jeffrey Lynott
Sampled By (Sign):	
PO #:	
Regulatory Program:	

Quote #:	
Mail To Contact:	Janis Kay
Mail To Company:	Foth & VanDyke
Mail To Address:	2737 S. Ridge Rd Green Bay, WI 54307
Invoice To Contact:	
Invoice To Company:	
Invoice To Address:	
Invoice To Phone:	

*Preservation Codes
A=None B=HCL C=H2SO4 D=HNO3 E=DI Water F=Methanol G=NaOH
H=Sodium Bisulfate Solution I=Sodium Thiosulfate J=Other

Data Package Options (billable)
- ☐ EPA Level III
- ☐ EPA Level IV

MS/MSD
- ☐ On your sample (billable)
- ☐ NOT needed on your sample

Matrix Codes
A = Air, B = Biota, C = Charcoal, O = Oil, S = Soil, Sl = Sludge, W = Water, DW = Drinking Water, GW = Ground Water, SW = Surface Water, WW = Waste Water, WP = Wipe

PACE LAB #	CLIENT FIELD ID	COLLECTION DATE	COLLECTION TIME	MATRIX	FILTERED? (YES/NO)	Metals, Hardness	Ammonia	Alk, Alk 2, Cl, Fl, Sulfate	pH	VOA	624 HS	CLIENT COMMENTS	LAB COMMENTS (Lab Use Only)	Profile #
					PRESERVATION (CODE)*	D	C	A	A	B	A			
	Mini Sonic	9/22/06		W		X	X	X	X	X	X			
	ORV Truck	9/22/06		W		X	X	X	X	X	X	+ MS/MSD		
	Trip Blank	9/22/06		W						X				
	Field blank	9/22/06		W							X			

Rush Turnaround Time Requested - Prelims
(Rush TAT subject to approval/surcharge)
Date Needed:

Transmit Prelim Rush Results by (complete what you want):

Email #1:	
Email #2:	
Telephone:	
Fax:	

Samples on HOLD are subject to special pricing and release of liability

Relinquished By:	Date/Time:	Received By:	Date/Time:
[signature]	9/26/06 1800	[signature]	9/26/06 1800
[signature]	9/27/06 0930	[signature]	9-27-06 0930
[signature]	9-27-06 0830	[signature]	9-27-06 0830

PACE Project No.

Receipt Temp = 2.0 °C

Sample Receipt pH OK / Adjusted

Cooler Custody Seal Present / Not Present Intact / Not Intact

Version 6.0 06/14/06

Batch No. 876558

Pace Analytical®
www.pacelabs.com

Pace Analytical Services, Inc.
1241 Bellevue Street, Suite 9
Green Bay, WI 54302
Phone: 920.469.2436
Fax: 920.469.8827

October 18, 2006

Janis Kesy
Foth & Van Dyke
2737 South Ridge Road
Green Bay, WI 54304

Dear Ms. Kesy:

Enclosed is a report for the analysis of environmental samples and associated QC samples for the Eagle South project (06W003). The samples were assigned to batch number 876558 for laboratory tracking purposes.

A table of the results has also been sent to you via e-mail.

If you have any questions regarding this data please call me at (608) 232-3300 ext. 302.

Sincerely,
alee for Tod N.

Tod Noltemeyer
Project Manager

Pace Analytical®

1241 Bellevue Street, Suite 9
Green Bay, WI 54302
920-469-2436, Fax: 920-469-8827

Analytical Report Number: 876558

Client: FOTH & VAN DYKE

Lab Contact: Tod Noltemeyer

Project Name: KEMC-EAGLE SOUTH

Project Number: 06W003

Lab Sample Number	Field ID	Matrix	Collection Date
876558-001	ROTOSONIC WATER TRUC	WATER	09/26/06 15:10
876558-002	ROTOSONIC WATER TRUC	WATER	09/26/06 15:10
876558-003	MOBILE WATER TRUCK	WATER	09/26/06 15:20
876558-004	MOBILE WATER TRUCK	WATER	09/26/06 15:20
876558-005	SB628-14-16'	SOIL	09/26/06 16:05
876558-006	SB640-14-16'	SOIL	09/26/06 09:30
876558-007	SB641-19-21'	SOIL	09/26/06 11:50
876558-008	SB617-4-7'	SOIL	09/26/06 16:30
876558-009	KMW-10-0.9-4'	SOIL	09/26/06 15:20
876558-010	KMW-3-6-7'	SOIL	09/26/06 11:45
876558-011	KSB-15-3.5-4'	SOIL	09/26/06 09:00
876558-012	SB628-29-31'	SOIL	09/25/06 12:30
876558-013	KSB-14-11.5-12'	SOIL	09/25/06 18:15
876558-014	SB627-24-26'	SOIL	09/25/06 09:30
876558-015	SB642-34-36'	SOIL	09/25/06 18:00

I certify that the data contained in this Final Report has been generated and reviewed in accordance with approved methods and Laboratory Standard Operating Procedure. Exceptions, if any, are discussed in the accompanying sample comments. Release of this final report is authorized by Laboratory management, as is verified by the following signature. This report shall not be reproduced, except in full, without the written consent of Pace Analytical Services, Inc. The sample results relate only to the analytes of interest tested.

Alec Wn for Tod N

Approval Signature

10/23/06

Date

Pace Analytical Services, Inc.

1241 Bellevue Street
Green Bay, WI 54302
920-469-2436

Analytical Report Number: 876558

Client : FOTH & VAN DYKE
Project Name : KEMC-EAGLE SOUTH
Project Number : 06W003
Field ID : ROTOSONIC WATER TRUCK

Matrix Type : WATER
Collection Date : 09/26/06
Report Date : 10/18/06
Lab Sample Number : 876558-001

INORGANICS

Test	Result		MDL	EQL	Dil.	Units	Code	Anl Date	Prep Method	Anl Method
Nitrogen, Nitrate	0.25	B	0.088	0.40	1	mg/L		09/27/06	EPA 300.0	EPA 300.0
Nitrogen, Nitrite	0.040	U	0.040	0.10	1	mg/L		09/27/06	EPA 300.0	EPA 300.0

Pace Analytical Services, Inc.

1241 Bellevue Street
Green Bay, WI 54302
920-469-2436

Analytical Report Number: 876558

Client : FOTH & VAN DYKE
Project Name : KEMC-EAGLE SOUTH
Project Number : 06W003
Field ID : ROTOSONIC WATER TRUCK

Matrix Type : WATER
Collection Date : 09/26/06
Report Date : 10/18/06
Lab Sample Number : 876558-002

INORGANICS

Test	Result		MDL	EQL	Dil.	Units	Code	Anl Date	Prep Method	Anl Method
Sulfide	2.5	U	2.5	5.0	1	mg/L		09/29/06	EPA 376.1	EPA 376.1

Pace Analytical Services, Inc.

1241 Bellevue Street
Green Bay, WI 54302
920-469-2436

Analytical Report Number: 876558

Client : FOTH & VAN DYKE
Project Name : KEMC-EAGLE SOUTH
Project Number : 06W003
Field ID : MOBILE WATER TRUCK

Matrix Type : WATER
Collection Date : 09/26/06
Report Date : 10/18/06
Lab Sample Number : 876558-003

INORGANICS

Test	Result		MDL	EQL	Dil.	Units	Code	Anl Date	Prep Method	Anl Method
Nitrogen, Nitrate	0.39	B	0.088	0.40	1	mg/L		09/27/06	EPA 300.0	EPA 300.0
Nitrogen, Nitrite	0.040	U	0.040	0.10	1	mg/L		09/27/06	EPA 300.0	EPA 300.0

Pace Analytical Services, Inc.

1241 Bellevue Street
Green Bay, WI 54302
920-469-2436

Analytical Report Number: 876558

Client : FOTH & VAN DYKE
Project Name : KEMC-EAGLE SOUTH
Project Number : 06W003
Field ID : MOBILE WATER TRUCK

Matrix Type : WATER
Collection Date : 09/26/06
Report Date : 10/18/06
Lab Sample Number : 876558-004

INORGANICS

Test	Result		MDL	EQL	Dil.	Units	Code	Anl Date	Prep Method	Anl Method
Sulfide	2.5	U	2.5	5.0	1	mg/L		09/29/06	EPA 376.1	EPA 376.1

Pace Analytical Services, Inc.

1241 Bellevue Street
Green Bay, WI 54302
920-469-2436

Analytical Report Number: 876558

Client : FOTH & VAN DYKE
Project Name : KEMC-EAGLE SOUTH
Project Number : 06W003
Field ID : SB628-14-16'

Matrix Type : SOIL
Collection Date : 09/26/06
Report Date : 10/18/06
Lab Sample Number : 876558-005

INORGANICS

Test	Result		MDL	EQL	Dil.	Units	Code	Anl Date	Prep Method	Anl Method
Leach Date - Conventionals	DONE				1			10/02/06	SW846 1311	SW846 1311
Aluminum	INCL.									
Antimony	INCL.									
Arsenic	INCL.									
Arsenic - TCLP	0.038	U	0.038	1.0	1	mg/L		10/05/06	SW846 3010A	SW846 6010B
Barium	INCL.									
Barium - TCLP	0.66	B	0.0050	1.0	1	mg/L		10/05/06	SW846 3010A	SW846 6010B
Beryllium	INCL.									
Boron	INCL.									
Cadmium	INCL.									
Cadmium - TCLP	0.0037	U	0.0037	0.25	1	mg/L		10/05/06	SW846 3010A	SW846 6010B
Chromium	INCL.									
Chromium - TCLP	0.014	B	0.0066	0.25	1	mg/L		10/05/06	SW846 3010A	SW846 6010B
Cobalt	INCL.									
Copper	INCL.									
Iron	INCL.									
Lead	INCL.									
Lead - TCLP	0.017	U	0.017	1.0	1	mg/L		10/05/06	SW846 3010A	SW846 6010B
Lithium	INCL.									
Magnesium	INCL.									
Manganese	INCL.									
Mercury	INCL.									
Mercury - TCLP	0.029	U	0.029	0.080	1	mg/L		10/04/06	SW846 7470A	SW846 7470A
Molybdenum	INCL.									
Nickel	INCL.									
Selenium	INCL.									
Selenium - TCLP	0.042	U	0.042	1.0	1	mg/L		10/05/06	SW846 3010A	SW846 6010B
Silver	INCL.									
Silver - TCLP	0.013	U	0.013	0.25	1	mg/L		10/05/06	SW846 3010A	SW846 6010B
Thallium	INCL.									
Vanadium	INCL.									
Zinc	INCL.									
Cyanide, Total	0.37	U	0.37	0.73	1	mg/kg		10/10/06	SW846 9012A	SW846 9012A
Percent Solids	68.9		---	---	1	%		09/29/06	SM M2540G	SM M2540G
pH, Laboratory	6.7		0.10	0.10	1	su		10/05/06	SW846 9040B	SW846 9040B

All soil results are reported on a dry weight basis unless otherwise noted.

Pace Analytical Services, Inc.

1241 Bellevue Street
Green Bay, WI 54302
920-469-2436

Analytical Report Number: 876558

Client : FOTH & VAN DYKE
Project Name : KEMC-EAGLE SOUTH
Project Number : 06W003
Field ID : SB640-14-16'

Matrix Type : SOIL
Collection Date : 09/26/06
Report Date : 10/18/06
Lab Sample Number : 876558-006

INORGANICS

Test	Result		MDL	EQL	Dil.	Units	Code	Anl Date	Prep Method	Anl Method
Leach Date - Conventionals	DONE				1			10/02/06	SW846 1311	SW846 1311
Aluminum	INCL.									
Antimony	INCL.									
Arsenic	INCL.									
Arsenic - TCLP	0.038	U	0.038	1.0	1	mg/L		10/05/06	SW846 3010A	SW846 6010B
Barium	INCL.									
Barium - TCLP	0.53	B	0.0050	1.0	1	mg/L		10/05/06	SW846 3010A	SW846 6010B
Beryllium	INCL.									
Boron	INCL.									
Cadmium	INCL.									
Cadmium - TCLP	0.0037	U	0.0037	0.25	1	mg/L		10/05/06	SW846 3010A	SW846 6010B
Chromium	INCL.									
Chromium - TCLP	0.011	B	0.0066	0.25	1	mg/L		10/05/06	SW846 3010A	SW846 6010B
Cobalt	INCL.									
Copper	INCL.									
Iron	INCL.									
Lead	INCL.									
Lead - TCLP	0.017	U	0.017	1.0	1	mg/L		10/05/06	SW846 3010A	SW846 6010B
Lithium	INCL.									
Magnesium	INCL.									
Manganese	INCL.									
Mercury	INCL.									
Mercury - TCLP	0.029	U	0.029	0.080	1	mg/L		10/04/06	SW846 7470A	SW846 7470A
Molybdenum	INCL.									
Nickel	INCL.									
Selenium	INCL.									
Selenium - TCLP	0.042	U	0.042	1.0	1	mg/L		10/05/06	SW846 3010A	SW846 6010B
Silver	INCL.									
Silver - TCLP	0.013	U	0.013	0.25	1	mg/L		10/05/06	SW846 3010A	SW846 6010B
Thallium	INCL.									
Vanadium	INCL.									
Zinc	INCL.									
Cyanide, Total	0.32	U	0.32	0.63	1	mg/kg		10/10/06	SW846 9012A	SW846 9012A
Percent Solids	73.4		—	—	1	%		09/29/06	SM M2540G	SM M2540G
pH, Laboratory	7.9		0.10	0.10	1	su		10/05/06	SW846 9040B	SW846 9040B

All soil results are reported on a dry weight basis unless otherwise noted.

Pace Analytical Services, Inc.

1241 Bellevue Street
Green Bay, WI 54302
920-469-2436

Analytical Report Number: 876558

Client : FOTH & VAN DYKE
Project Name : KEMC-EAGLE SOUTH
Project Number : 06W003
Field ID : SB641-19-21'

Matrix Type : SOIL
Collection Date : 09/26/06
Report Date : 10/18/06
Lab Sample Number : 876558-007

INORGANICS

Test	Result		MDL	EQL	Dil.	Units	Code	Anl Date	Prep Method	Anl Method
Leach Date - Conventionals	DONE				1			10/02/06	SW846 1311	SW846 1311
Aluminum	INCL.									
Antimony	INCL.									
Arsenic	INCL.									
Arsenic - TCLP	0.038	U	0.038	1.0	1	mg/L		10/05/06	SW846 3010A	SW846 6010B
Barium	INCL.									
Barium - TCLP	0.58	B	0.0050	1.0	1	mg/L		10/05/06	SW846 3010A	SW846 6010B
Beryllium	INCL.									
Boron	INCL.									
Cadmium	INCL.									
Cadmium - TCLP	0.0037	U	0.0037	0.25	1	mg/L		10/05/06	SW846 3010A	SW846 6010B
Chromium	INCL.									
Chromium - TCLP	0.013	B	0.0066	0.25	1	mg/L		10/05/06	SW846 3010A	SW846 6010B
Cobalt	INCL.									
Copper	INCL.									
Iron	INCL.									
Lead	INCL.									
Lead - TCLP	0.017	U	0.017	1.0	1	mg/L		10/05/06	SW846 3010A	SW846 6010B
Lithium	INCL.									
Magnesium	INCL.									
Manganese	INCL.									
Mercury	INCL.									
Mercury - TCLP	0.029	U	0.029	0.080	1	mg/L		10/04/06	SW846 7470A	SW846 7470A
Molybdenum	INCL.									
Nickel	INCL.									
Selenium	INCL.									
Selenium - TCLP	0.042	U	0.042	1.0	1	mg/L		10/05/06	SW846 3010A	SW846 6010B
Silver	INCL.									
Silver - TCLP	0.013	U	0.013	0.25	1	mg/L		10/05/06	SW846 3010A	SW846 6010B
Thallium	INCL.									
Vanadium	INCL.									
Zinc	INCL.									
Cyanide, Total	0.22	U	0.22	0.42	1	mg/kg		10/10/06	SW846 9012A	SW846 9012A
Percent Solids	72.9		—	—	1	%		09/29/06	SM M2540G	SM M2540G
pH, Laboratory	7.6		0.10	0.10	1	su		10/05/06	SW846 9040B	SW846 9040B

All soil results are reported on a dry weight basis unless otherwise noted.

Pace Analytical Services, Inc.

1241 Bellevue Street
Green Bay, WI 54302
920-469-2436

Analytical Report Number: 876558

Client : FOTH & VAN DYKE
Project Name : KEMC-EAGLE SOUTH
Project Number : 06W003
Field ID : SB617-4-7'

Matrix Type : SOIL
Collection Date : 09/26/06
Report Date : 10/18/06
Lab Sample Number : 876558-008

INORGANICS

Test	Result		MDL	EQL	Dil.	Units	Code	Anl Date	Prep Method	Anl Method
Leach Date - Conventionals	DONE				1			10/02/06	SW846 1311	SW846 1311
Aluminum	INCL.									
Antimony	INCL.									
Arsenic	INCL.									
Arsenic - TCLP	0.038	U	0.038	1.0	1	mg/L		10/05/06	SW846 3010A	SW846 6010B
Barium	INCL.									
Barium - TCLP	0.49	B	0.0050	1.0	1	mg/L		10/05/06	SW846 3010A	SW846 6010B
Beryllium	INCL.									
Boron	INCL.									
Cadmium	INCL.									
Cadmium - TCLP	0.0037	U	0.0037	0.25	1	mg/L		10/05/06	SW846 3010A	SW846 6010B
Chromium	INCL.									
Chromium - TCLP	0.0095	B	0.0066	0.25	1	mg/L		10/05/06	SW846 3010A	SW846 6010B
Cobalt	INCL.									
Copper	INCL.									
Iron	INCL.									
Lead	INCL.									
Lead - TCLP	0.017	U	0.017	1.0	1	mg/L		10/05/06	SW846 3010A	SW846 6010B
Lithium	INCL.									
Magnesium	INCL.									
Manganese	INCL.									
Mercury	INCL.									
Mercury - TCLP	0.029	U	0.029	0.080	1	mg/L		10/04/06	SW846 7470A	SW846 7470A
Molybdenum	INCL.									
Nickel	INCL.									
Selenium	INCL.									
Selenium - TCLP	0.042	U	0.042	1.0	1	mg/L		10/05/06	SW846 3010A	SW846 6010B
Silver	INCL.									
Silver - TCLP	0.013	U	0.013	0.25	1	mg/L		10/05/06	SW846 3010A	SW846 6010B
Thallium	INCL.									
Vanadium	INCL.									
Zinc	INCL.									
Cyanide, Total	0.22	U	0.22	0.43	1	mg/kg		10/10/06	SW846 9012A	SW846 9012A
Percent Solids	93.8		---	---	1	%		09/29/06	SM M2540G	SM M2540G
pH, Laboratory	5.9		0.10	0.10	1	su		10/05/06	SW846 9045C	SW846 9045C

All soil results are reported on a dry weight basis unless otherwise noted.

Pace Analytical Services, Inc.

Analytical Report Number: 876558

1241 Bellevue Street
Green Bay, WI 54302
920-469-2436

Client : FOTH & VAN DYKE
Project Name : KEMC-EAGLE SOUTH
Project Number : 06W003
Field ID : KMW-10-0.9-4'

Matrix Type : SOIL
Collection Date : 09/26/06
Report Date : 10/18/06
Lab Sample Number : 876558-009

INORGANICS

Test	Result		MDL	EQL	Dil.	Units	Code	Anl Date	Prep Method	Anl Method
Leach Date - Conventionals	DONE				1			10/02/06	SW846 1311	SW846 1311
Aluminum	INCL.									
Antimony	INCL.									
Arsenic	INCL.									
Arsenic - TCLP	0.038	U	0.038	1.0	1	mg/L		10/05/06	SW846 3010A	SW846 6010B
Barium	INCL.									
Barium - TCLP	0.56	B	0.0050	1.0	1	mg/L		10/05/06	SW846 3010A	SW846 6010B
Beryllium	INCL.									
Boron	INCL.									
Cadmium	INCL.									
Cadmium - TCLP	0.0037	U	0.0037	0.25	1	mg/L		10/05/06	SW846 3010A	SW846 6010B
Chromium	INCL.									
Chromium - TCLP	0.0076	B	0.0066	0.25	1	mg/L		10/05/06	SW846 3010A	SW846 6010B
Cobalt	INCL.									
Copper	INCL.									
Iron	INCL.									
Lead	INCL.									
Lead - TCLP	0.017	U	0.017	1.0	1	mg/L		10/05/06	SW846 3010A	SW846 6010B
Lithium	INCL.									
Magnesium	INCL.									
Manganese	INCL.									
Mercury	INCL.									
Mercury - TCLP	0.029	U	0.029	0.080	1	mg/L		10/04/06	SW846 7470A	SW846 7470A
Molybdenum	INCL.									
Nickel	INCL.									
Selenium	INCL.									
Selenium - TCLP	0.042	U	0.042	1.0	1	mg/L		10/05/06	SW846 3010A	SW846 6010B
Silver	INCL.									
Silver - TCLP	0.013	U	0.013	0.25	1	mg/L		10/05/06	SW846 3010A	SW846 6010B
Thallium	INCL.									
Vanadium	INCL.									
Zinc	INCL.									
Cyanide, Total	0.26	U	0.26	0.51	1	mg/kg		10/10/06	SW846 9012A	SW846 9012A
Percent Solids	94.2		---	---	1	%		09/29/06	SM M2540G	SM M2540G
pH, Laboratory	6.6		0.10	0.10	1	su		10/05/06	SW846 9045C	SW846 9045C

All soil results are reported on a dry weight basis unless otherwise noted.

Pace Analytical Services, Inc.

Analytical Report Number: 876558

1241 Bellevue Street
Green Bay, WI 54302
920-469-2436

Client : FOTH & VAN DYKE
Project Name : KEMC-EAGLE SOUTH
Project Number : 06W003
Field ID : KMW-3-6-7'

Matrix Type : SOIL
Collection Date : 09/26/06
Report Date : 10/18/06
Lab Sample Number : 876558-010

INORGANICS

Test	Result		MDL	EQL	Dil.	Units	Code	Anl Date	Prep Method	Anl Method
Leach Date - Conventionals	DONE				1			10/02/06	SW846 1311	SW846 1311
Aluminum	INCL.									
Antimony	INCL.									
Arsenic	INCL.									
Arsenic - TCLP	0.038	U	0.038	1.0	1	mg/L		10/05/06	SW846 3010A	SW846 6010B
Barium	INCL.									
Barium - TCLP	0.70	B	0.0050	1.0	1	mg/L		10/05/06	SW846 3010A	SW846 6010B
Beryllium	INCL.									
Boron	INCL.									
Cadmium	INCL.									
Cadmium - TCLP	0.0037	U	0.0037	0.25	1	mg/L		10/05/06	SW846 3010A	SW846 6010B
Chromium	INCL.									
Chromium - TCLP	0.0066	U	0.0066	0.25	1	mg/L		10/05/06	SW846 3010A	SW846 6010B
Cobalt	INCL.									
Copper	INCL.									
Iron	INCL.									
Lead	INCL.									
Lead - TCLP	0.017	U	0.017	1.0	1	mg/L		10/05/06	SW846 3010A	SW846 6010B
Lithium	INCL.									
Magnesium	INCL.									
Manganese	INCL.									
Mercury	INCL.									
Mercury - TCLP	0.029	U	0.029	0.080	1	mg/L		10/04/06	SW846 7470A	SW846 7470A
Molybdenum	INCL.									
Nickel	INCL.									
Selenium	INCL.									
Selenium - TCLP	0.042	U	0.042	1.0	1	mg/L		10/05/06	SW846 3010A	SW846 6010B
Silver	INCL.									
Silver - TCLP	0.013	U	0.013	0.25	1	mg/L		10/05/06	SW846 3010A	SW846 6010B
Thallium	INCL.									
Vanadium	INCL.									
Zinc	INCL.									
Cyanide, Total	0.21	U	0.21	0.41	1	mg/kg		10/10/06	SW846 9012A	SW846 9012A
Percent Solids	92.3		—	—	1	%		09/29/06	SM M2540G	SM M2540G
pH, Laboratory	7.4		0.10	0.10	1	su		10/05/06	SW846 9045C	SW846 9045C

All soil results are reported on a dry weight basis unless otherwise noted.

Pace Analytical Services, Inc.

1241 Bellevue Street
Green Bay, WI 54302
920-469-2436

Analytical Report Number: 876558

Client : FOTH & VAN DYKE
Project Name : KEMC-EAGLE SOUTH
Project Number : 06W003
Field ID : KSB-15-3.5-4'

Matrix Type : SOIL
Collection Date : 09/26/06
Report Date : 10/18/06
Lab Sample Number : 876558-011

INORGANICS

Test	Result		MDL	EQL	Dil.	Units	Code	Anl Date	Prep Method	Anl Method
Leach Date	DONE				1			10/04/06	SW846 1312	SW846 1312
Leach Date - Conventionals	DONE				1			10/02/06	SW846 1311	SW846 1311
Leach Date - Volatiles	DONE				1			10/03/06	SW846 1312	SW846 1312
Aluminum	INCL.									
Antimony	INCL.									
Arsenic	INCL.									
Arsenic - SPLP	7.6	U	7.6	20	1	ug/L	A	10/06/06	SW846 3010A	SW846 6010B
Arsenic - TCLP	0.038	U	0.038	1.0	1	mg/L		10/05/06	SW846 3010A	SW846 6010B
Barium	INCL.									
Barium - SPLP	530		1.0	5.0	1	ug/L	AN	10/06/06	SW846 3010A	SW846 6010B
Barium - TCLP	0.57	B	0.0050	1.0	1	mg/L		10/05/06	SW846 3010A	SW846 6010B
Beryllium	INCL.									
Boron	INCL.									
Cadmium	INCL.									
Cadmium - SPLP	0.74	U	0.74	5.0	1	ug/L		10/06/06	SW846 3010A	SW846 6010B
Cadmium - TCLP	0.0037	U	0.0037	0.25	1	mg/L		10/05/06	SW846 3010A	SW846 6010B
Chromium	INCL.									
Chromium - SPLP	1.9	B	1.3	5.0	1	ug/L		10/06/06	SW846 3010A	SW846 6010B
Chromium - TCLP	0.019	B	0.0066	0.25	1	mg/L		10/05/06	SW846 3010A	SW846 6010B
Cobalt	INCL.									
Copper	INCL.									
Iron	INCL.									
Lead	INCL.									
Lead - SPLP	3.4	U	3.4	10	1	ug/L		10/06/06	SW846 3010A	SW846 6010B
Lead - TCLP	0.064	B	0.017	1.0	1	mg/L		10/05/06	SW846 3010A	SW846 6010B
Lithium	INCL.									
Magnesium	INCL.									
Manganese	INCL.									
Mercury	INCL.									
Mercury - SPLP	0.072	U	0.072	0.20	1	ug/L		10/06/06	SW846 7470A	SW846 7470A
Mercury - TCLP	0.029	U	0.029	0.080	1	mg/L		10/04/06	SW846 7470A	SW846 7470A
Molybdenum	INCL.									
Nickel	INCL.									
Selenium	INCL.									
Selenium - SPLP	8.3	U	8.3	20	1	ug/L		10/06/06	SW846 3010A	SW846 6010B
Selenium - TCLP	0.042	U	0.042	1.0	1	mg/L		10/05/06	SW846 3010A	SW846 6010B
Silver	INCL.									
Silver - SPLP	2.6	U	2.6	10	1	ug/L		10/06/06	SW846 3010A	SW846 6010B
Silver - TCLP	0.013	U	0.013	0.25	1	mg/L		10/05/06	SW846 3010A	SW846 6010B
Thallium	INCL.									
Vanadium	INCL.									
Zinc	INCL.									
Cyanide, Total	0.27	B	0.23	0.45	1	mg/kg		10/03/06	SW846 9012A	SW846 9012A
Percent Solids	99.0		---	—	1	%		09/29/06	SM M2540G	SM M2540G
pH, Laboratory	8.4		0.10	0.10	1	su		10/05/06	SW846 9045C	SW846 9045C

All soil results are reported on a dry weight basis unless otherwise noted.

Pace Analytical Services, Inc.

1241 Bellevue Street
Green Bay, WI 54302
920-469-2436

Analytical Report Number: 876558

Client : FOTH & VAN DYKE
Project Name : KEMC-EAGLE SOUTH
Project Number : 06W003
Field ID : KSB-15-3.5-4'

Matrix Type : SOIL
Collection Date : 09/26/06
Report Date : 10/18/06
Lab Sample Number : 876558-011

VOLATILES

Prep Date: 10/02/06

Analyte	Result		MDL	EQL	Dil.	Units	Code	Anal Date	Prep Method	Anl Method
1,1,1,2-Tetrachloroethane	14	U	14	51	50	ug/Kg		10/02/06	SW846 5030B	SW846 8260B
1,1,1-Trichloroethane	9.5	U	9.5	51	50	ug/Kg		10/02/06	SW846 5030B	SW846 8260B
1,1,2,2-Tetrachloroethane	13	U	13	51	50	ug/Kg		10/02/06	SW846 5030B	SW846 8260B
1,1,2-Trichloroethane	20	U	20	51	50	ug/Kg		10/02/06	SW846 5030B	SW846 8260B
1,1-Dichloroethane	6.6	U	6.6	51	50	ug/Kg		10/02/06	SW846 5030B	SW846 8260B
1,1-Dichloroethene	16	U	16	51	50	ug/Kg		10/02/06	SW846 5030B	SW846 8260B
1,1-Dichloropropene	24	U	24	51	50	ug/Kg		10/02/06	SW846 5030B	SW846 8260B
1,2,3-Trichlorobenzene	17	U	17	51	50	ug/Kg		10/02/06	SW846 5030B	SW846 8260B
1,2,3-Trichloropropane	17	U	17	51	50	ug/Kg		10/02/06	SW846 5030B	SW846 8260B
1,2,4-Trichlorobenzene	17	U	17	51	50	ug/Kg		10/02/06	SW846 5030B	SW846 8260B
1,2,4-Trimethylbenzene	730		19	51	50	ug/Kg		10/02/06	SW846 5030B	SW846 8260B
1,2-Dibromo-3-chloropropane	83	U	83	100	50	ug/Kg		10/02/06	SW846 5030B	SW846 8260B
1,2-Dibromoethane	14	U	14	51	50	ug/Kg		10/02/06	SW846 5030B	SW846 8260B
1,2-Dichlorobenzene	45	U	45	51	50	ug/Kg		10/02/06	SW846 5030B	SW846 8260B
1,2-Dichloroethane	13	U	13	51	50	ug/Kg		10/02/06	SW846 5030B	SW846 8260B
1,2-Dichloropropane	8.6	U	8.6	51	50	ug/Kg		10/02/06	SW846 5030B	SW846 8260B
1,3,5-Trimethylbenzene	210		9.3	51	50	ug/Kg		10/02/06	SW846 5030B	SW846 8260B
1,3-Dichlorobenzene	13	U	13	51	50	ug/Kg		10/02/06	SW846 5030B	SW846 8260B
1,3-Dichloropropane	16	U	16	51	50	ug/Kg		10/02/06	SW846 5030B	SW846 8260B
1,4-Dichlorobenzene	19	U	19	51	50	ug/Kg		10/02/06	SW846 5030B	SW846 8260B
2,2-Dichloropropane	9.6	U	9.6	51	50	ug/Kg		10/02/06	SW846 5030B	SW846 8260B
2-Chlorotoluene	13	U	13	51	50	ug/Kg		10/02/06	SW846 5030B	SW846 8260B
4-Chlorotoluene	18	U	18	51	50	ug/Kg		10/02/06	SW846 5030B	SW846 8260B
Benzene	11	U	11	51	50	ug/Kg		10/02/06	SW846 5030B	SW846 8260B
Bromobenzene	15	U	15	51	50	ug/Kg		10/02/06	SW846 5030B	SW846 8260B
Bromochloromethane	15	U	15	51	50	ug/Kg		10/02/06	SW846 5030B	SW846 8260B
Bromodichloromethane	9.4	U	9.4	51	50	ug/Kg		10/02/06	SW846 5030B	SW846 8260B
Bromoform	26	U	26	51	50	ug/Kg		10/02/06	SW846 5030B	SW846 8260B
Bromomethane	23	U	23	51	50	ug/Kg		10/02/06	SW846 5030B	SW846 8260B
Carbon Tetrachloride	10	U	10	51	50	ug/Kg		10/02/06	SW846 5030B	SW846 8260B
Chlorobenzene	8.3	U	8.3	51	50	ug/Kg		10/02/06	SW846 5030B	SW846 8260B
Chlorodibromomethane	11	U	11	51	50	ug/Kg		10/02/06	SW846 5030B	SW846 8260B
Chloroethane	23	U	23	51	50	ug/Kg		10/02/06	SW846 5030B	SW846 8260B
Chloroform	7.3	U	7.3	51	50	ug/Kg		10/02/06	SW846 5030B	SW846 8260B
Chloromethane	10	U	10	51	50	ug/Kg		10/02/06	SW846 5030B	SW846 8260B
cis-1,2-Dichloroethene	8.4	U	8.4	51	50	ug/Kg		10/02/06	SW846 5030B	SW846 8260B
cis-1,3-Dichloropropene	9.6	U	9.6	51	50	ug/Kg		10/02/06	SW846 5030B	SW846 8260B
Dibromomethane	9.8	U	9.8	51	50	ug/Kg		10/02/06	SW846 5030B	SW846 8260B
Dichlorodifluoromethane	8.4	U	8.4	51	50	ug/Kg		10/02/06	SW846 5030B	SW846 8260B
Diisopropyl Ether	7.0	U	7.0	51	50	ug/Kg		10/02/06	SW846 5030B	SW846 8260B
Ethylbenzene	110		10	51	50	ug/Kg		10/02/06	SW846 5030B	SW846 8260B
Fluorotrichloromethane	8.2	U	8.2	51	50	ug/Kg		10/02/06	SW846 5030B	SW846 8260B
Hexachlorobutadiene	27	U	27	51	50	ug/Kg		10/02/06	SW846 5030B	SW846 8260B
Isopropylbenzene	57		5.5	51	50	ug/Kg		10/02/06	SW846 5030B	SW846 8260B
Methylene Chloride	8.3	U	8.3	51	50	ug/Kg		10/02/06	SW846 5030B	SW846 8260B
Methyl-tert-butyl-ether	9.2	U	9.2	51	50	ug/Kg		10/02/06	SW846 5030B	SW846 8260B
Naphthalene	990		15	51	50	ug/Kg		10/02/06	SW846 5030B	SW846 8260B
n-Butylbenzene	290		41	51	50	ug/Kg		10/02/06	SW846 5030B	SW846 8260B

All soil results are reported on a dry weight basis unless otherwise noted.

Pace Analytical Services, Inc.

Analytical Report Number: 876558

1241 Bellevue Street
Green Bay, WI 54302
920-469-2436

Client : FOTH & VAN DYKE
Project Name : KEMC-EAGLE SOUTH
Project Number : 06W003
Field ID : KSB-15-3.5-4'

Matrix Type : SOIL
Collection Date : 09/26/06
Report Date : 10/18/06
Lab Sample Number : 876558-011

VOLATILES

Prep Date: 10/02/06

Analyte	Result		MDL	EQL	Dil.	Units	Code	Anal Date	Prep Method	Anl Method
n-Propylbenzene	120		10	51	50	ug/Kg		10/02/06	SW846 5030B	SW846 8260B
p-Isopropyltoluene	130		20	51	50	ug/Kg		10/02/06	SW846 5030B	SW846 8260B
s-Butylbenzene	79		8.1	51	50	ug/Kg		10/02/06	SW846 5030B	SW846 8260B
Styrene	12	U	12	51	50	ug/Kg		10/02/06	SW846 5030B	SW846 8260B
t-Butylbenzene	12	U	12	51	50	ug/Kg		10/02/06	SW846 5030B	SW846 8260B
Tetrachloroethene	11	U	11	51	50	ug/Kg		10/02/06	SW846 5030B	SW846 8260B
Toluene	91		7.8	51	50	ug/Kg		10/02/06	SW846 5030B	SW846 8260B
trans-1,2-Dichloroethene	19	U	19	51	50	ug/Kg		10/02/06	SW846 5030B	SW846 8260B
trans-1,3-Dichloropropene	11	U	11	51	50	ug/Kg		10/02/06	SW846 5030B	SW846 8260B
Trichloroethene	9.8	U	9.8	51	50	ug/Kg		10/02/06	SW846 5030B	SW846 8260B
Vinyl Chloride	10	U	10	51	50	ug/Kg		10/02/06	SW846 5030B	SW846 8260B
Xylene, m + p	350		15	100	50	ug/Kg		10/02/06	SW846 5030B	SW846 8260B
Xylene, o	180		6.9	51	50	ug/Kg		10/02/06	SW846 5030B	SW846 8260B
Surrogate			**LCL**	**UCL**						
4-Bromofluorobenzene	100		64	133	50	%		10/02/06	SW846 5030B	SW846 8260B
Toluene-d8	107		67	139	50	%		10/02/06	SW846 5030B	SW846 8260B
Dibromofluoromethane	106		64	140	50	%		10/02/06	SW846 5030B	SW846 8260B

VOLATILES - SPLP

Prep Date: 10/06/06

Analyte	Result		MDL	EQL	Dil.	Units	Code	Anal Date	Prep Method	Anl Method
1,1,1,2-Tetrachloroethane	0.0046	U	0.0046	0.0050	5	mg/L		10/05/06	SW846 5030B	SW846 8260B
1,1,1-Trichloroethane	0.0045	U	0.0045	0.0050	5	mg/L		10/05/06	SW846 5030B	SW846 8260B
1,1,2,2-Tetrachloroethane	0.0010	U	0.0010	0.0050	5	mg/L		10/05/06	SW846 5030B	SW846 8260B
1,1,2-Trichloroethane	0.0021	U	0.0021	0.0050	5	mg/L		10/05/06	SW846 5030B	SW846 8260B
1,1-Dichloroethane	0.0038	U	0.0038	0.0050	5	mg/L		10/05/06	SW846 5030B	SW846 8260B
1,1-Dichloroethene	0.0028	U	0.0028	0.0050	5	mg/L		10/05/06	SW846 5030B	SW846 8260B
1,1-Dichloropropene	0.0038	U	0.0038	0.0050	5	mg/L		10/05/06	SW846 5030B	SW846 8260B
1,2,3-Trichlorobenzene	0.0037	U	0.0037	0.0050	5	mg/L		10/05/06	SW846 5030B	SW846 8260B
1,2,3-Trichloropropane	0.0050	U	0.0050	0.0050	5	mg/L		10/05/06	SW846 5030B	SW846 8260B
1,2,4-Trichlorobenzene	0.0048	U	0.0048	0.0050	5	mg/L		10/05/06	SW846 5030B	SW846 8260B
1,2,4-Trimethylbenzene	0.0048	U	0.0048	0.0050	5	mg/L		10/05/06	SW846 5030B	SW846 8260B
1,2-Dibromo-3-chloropropane	0.0044	U	0.0044	0.0050	5	mg/L		10/05/06	SW846 5030B	SW846 8260B
1,2-Dibromoethane	0.0028	U	0.0028	0.0050	5	mg/L		10/05/06	SW846 5030B	SW846 8260B
1,2-Dichlorobenzene	0.0041	U	0.0041	0.0050	5	mg/L		10/05/06	SW846 5030B	SW846 8260B
1,2-Dichloroethane	0.0018	U	0.0018	0.0050	5	mg/L		10/05/06	SW846 5030B	SW846 8260B
1,2-Dichloropropane	0.0023	U	0.0023	0.0050	5	mg/L		10/05/06	SW846 5030B	SW846 8260B
1,3,5-Trimethylbenzene	0.0041	U	0.0041	0.0050	5	mg/L		10/05/06	SW846 5030B	SW846 8260B
1,3-Dichlorobenzene	0.0044	U	0.0044	0.0050	5	mg/L		10/05/06	SW846 5030B	SW846 8260B
1,3-Dichloropropane	0.0030	U	0.0030	0.0050	5	mg/L		10/05/06	SW846 5030B	SW846 8260B
1,4-Dichlorobenzene	0.0048	U	0.0048	0.0050	5	mg/L		10/05/06	SW846 5030B	SW846 8260B
2,2-Dichloropropane	0.0031	U	0.0031	0.0050	5	mg/L		10/05/06	SW846 5030B	SW846 8260B
2-Chlorotoluene	0.0042	U	0.0042	0.0050	5	mg/L		10/05/06	SW846 5030B	SW846 8260B
4-Chlorotoluene	0.0037	U	0.0037	0.0050	5	mg/L		10/05/06	SW846 5030B	SW846 8260B
Benzene	0.0020	U	0.0020	0.0050	5	mg/L		10/05/06	SW846 5030B	SW846 8260B
Bromobenzene	0.0041	U	0.0041	0.0050	5	mg/L		10/05/06	SW846 5030B	SW846 8260B
Bromochloromethane	0.0048	U	0.0048	0.0050	5	mg/L		10/05/06	SW846 5030B	SW846 8260B
Bromodichloromethane	0.0028	U	0.0028	0.0050	5	mg/L		10/05/06	SW846 5030B	SW846 8260B
Bromoform	0.0047	U	0.0047	0.0050	5	mg/L		10/05/06	SW846 5030B	SW846 8260B

All soil results are reported on a dry weight basis unless otherwise noted.

Pace Analytical Services, Inc.

1241 Bellevue Street
Green Bay, WI 54302
920-469-2436

Analytical Report Number: 876558

Client : FOTH & VAN DYKE
Project Name : KEMC-EAGLE SOUTH
Project Number : 06W003
Field ID : KSB-15-3.5-4'

Matrix Type : SOIL
Collection Date : 09/26/06
Report Date : 10/18/06
Lab Sample Number : 876558-011

VOLATILES - SPLP

Prep Date: 10/06/06

Analyte	Result		MDL	EQL	Dil.	Units	Code	Anal Date	Prep Method	Anl Method
Bromomethane	0.0046	U	0.0046	0.0050	5	mg/L	&	10/05/06	SW846 5030B	SW846 8260B
Carbon Tetrachloride	0.0025	U	0.0025	0.0050	5	mg/L		10/05/06	SW846 5030B	SW846 8260B
Chlorobenzene	0.0020	U	0.0020	0.0050	5	mg/L		10/05/06	SW846 5030B	SW846 8260B
Chlorodibromomethane	0.0041	U	0.0041	0.0050	5	mg/L		10/05/06	SW846 5030B	SW846 8260B
Chloroethane	0.0048	U	0.0048	0.0050	5	mg/L		10/05/06	SW846 5030B	SW846 8260B
Chloroform	0.0018	U	0.0018	0.0050	5	mg/L		10/05/06	SW846 5030B	SW846 8260B
Chloromethane	0.0012	U	0.0012	0.0050	5	mg/L		10/05/06	SW846 5030B	SW846 8260B
cis-1,2-Dichloroethene	0.0041	U	0.0041	0.0050	5	mg/L		10/05/06	SW846 5030B	SW846 8260B
cis-1,3-Dichloropropene	9.5E-4	U	9.5E-4	0.0050	5	mg/L		10/05/06	SW846 5030B	SW846 8260B
Dibromomethane	0.0030	U	0.0030	0.0050	5	mg/L		10/05/06	SW846 5030B	SW846 8260B
Dichlorodifluoromethane	0.0050	U	0.0050	0.0050	5	mg/L		10/05/06	SW846 5030B	SW846 8260B
Diisopropyl Ether	0.0038	U	0.0038	0.0050	5	mg/L		10/05/06	SW846 5030B	SW846 8260B
Ethylbenzene	0.0027	U	0.0027	0.0050	5	mg/L		10/05/06	SW846 5030B	SW846 8260B
Fluorotrichloromethane	0.0040	U	0.0040	0.0050	5	mg/L		10/05/06	SW846 5030B	SW846 8260B
Hexachlorobutadiene	0.0034	U	0.0034	0.0050	5	mg/L		10/05/06	SW846 5030B	SW846 8260B
Isopropylbenzene	0.0030	U	0.0030	0.0050	5	mg/L		10/05/06	SW846 5030B	SW846 8260B
Methylene Chloride	0.0090		0.0022	0.0050	5	mg/L		10/05/06	SW846 5030B	SW846 8260B
Methyl-tert-butyl-ether	0.0030	U	0.0030	0.0050	5	mg/L		10/05/06	SW846 5030B	SW846 8260B
Naphthalene	0.0037	U	0.0037	0.0050	5	mg/L		10/05/06	SW846 5030B	SW846 8260B
n-Butylbenzene	0.0047	U	0.0047	0.0050	5	mg/L		10/05/06	SW846 5030B	SW846 8260B
n-Propylbenzene	0.0041	U	0.0041	0.0050	5	mg/L		10/05/06	SW846 5030B	SW846 8260B
p-Isopropyltoluene	0.0034	U	0.0034	0.0050	5	mg/L		10/05/06	SW846 5030B	SW846 8260B
s-Butylbenzene	0.0044	U	0.0044	0.0050	5	mg/L		10/05/06	SW846 5030B	SW846 8260B
Styrene	0.0043	U	0.0043	0.0050	5	mg/L		10/05/06	SW846 5030B	SW846 8260B
t-Butylbenzene	0.0048	U	0.0048	0.0050	5	mg/L		10/05/06	SW846 5030B	SW846 8260B
Tetrachloroethene	0.0022	U	0.0022	0.0050	5	mg/L		10/05/06	SW846 5030B	SW846 8260B
Toluene	0.0034	U	0.0034	0.0050	5	mg/L		10/05/06	SW846 5030B	SW846 8260B
trans-1,2-Dichloroethene	0.0044	U	0.0044	0.0050	5	mg/L		10/05/06	SW846 5030B	SW846 8260B
trans-1,3-Dichloropropene	9.5E-4	U	9.5E-4	0.0050	5	mg/L		10/05/06	SW846 5030B	SW846 8260B
Trichloroethene	0.0024	U	0.0024	0.0050	5	mg/L		10/05/06	SW846 5030B	SW846 8260B
Vinyl Chloride	9.0E-4	U	9.0E-4	0.0050	5	mg/L		10/05/06	SW846 5030B	SW846 8260B
Xylene, m + p	0.0090	U	0.0090	0.010	5	mg/L		10/05/06	SW846 5030B	SW846 8260B
Xylene, o	0.0041	U	0.0041	0.0050	5	mg/L		10/05/06	SW846 5030B	SW846 8260B
Surrogate			**LCL**	**UCL**						
4-Bromofluorobenzene	101		64	132	5	%		10/05/06	SW846 5030B	SW846 8260B
Toluene-d8	104		73	127	5	%		10/05/06	SW846 5030B	SW846 8260B
Dibromofluoromethane	108		68	122	5	%		10/05/06	SW846 5030B	SW846 8260B

PAH/PNA

Prep Date: 10/02/06

Analyte	Result		MDL	EQL	Dil.	Units	Code	Anal Date	Prep Method	Anl Method
Acenaphthene	57	J	57	480	1	ug/Kg		10/03/06	SW846 3545	8270C-SIM
Acenaphthylene	55	U	55	480	1	ug/Kg		10/03/06	SW846 3545	8270C-SIM
Anthracene	170	J	68	480	1	ug/Kg		10/03/06	SW846 3545	8270C-SIM
Benzo(a)anthracene	190	J	100	480	1	ug/Kg		10/03/06	SW846 3545	8270C-SIM
Benzo(a)pyrene	220	J	55	480	1	ug/Kg		10/03/06	SW846 3545	8270C-SIM
Benzo(b)fluoranthene	150	J	54	480	1	ug/Kg		10/03/06	SW846 3545	8270C-SIM
Benzo(ghi)perylene	87	J	68	480	1	ug/Kg		10/03/06	SW846 3545	8270C-SIM
Benzo(k)fluoranthene	59	U	59	480	1	ug/Kg		10/03/06	SW846 3545	8270C-SIM

All soil results are reported on a dry weight basis unless otherwise noted.

Pace Analytical Services, Inc.

Analytical Report Number: 876558

1241 Bellevue Street
Green Bay, WI 54302
920-469-2436

Client : FOTH & VAN DYKE
Project Name : KEMC-EAGLE SOUTH
Project Number : 06W003
Field ID : KSB-15-3.5-4'

Matrix Type : SOIL
Collection Date : 09/26/06
Report Date : 10/18/06
Lab Sample Number : 876558-011

PAH/PNA

Prep Date: 10/02/06

Analyte	Result		MDL	EQL	Dil.	Units	Code	Anal Date	Prep Method	Ani Method
Chrysene	450	J	84	480	1	ug/Kg		10/03/06	SW846 3545	8270C-SIM
Dibenz(a,h)anthracene	56	J	53	480	1	ug/Kg		10/03/06	SW846 3545	8270C-SIM
Fluoranthene	91	J	55	480	1	ug/Kg		10/03/06	SW846 3545	8270C-SIM
Fluorene	260	J	66	480	1	ug/Kg		10/03/06	SW846 3545	8270C-SIM
Indeno(1,2,3-cd)pyrene	48	U	48	480	1	ug/Kg		10/03/06	SW846 3545	8270C-SIM
Naphthalene	930		77	480	1	ug/Kg		10/03/06	SW846 3545	8270C-SIM
Phenanthrene	1100		57	480	1	ug/Kg		10/03/06	SW846 3545	8270C-SIM
Pyrene	540		47	480	1	ug/Kg		10/03/06	SW846 3545	8270C-SIM
Surrogate			**LCL**	**UCL**						
Nitrobenzene-d5	76		10	141	1	%		10/03/06	SW846 3545	8270C-SIM
2-Fluorobiphenyl	57		10	161	1	%		10/03/06	SW846 3545	8270C-SIM
Terphenyl-d14	57		29	150	1	%		10/03/06	SW846 3545	8270C-SIM

SEMIVOLATILES - SPECIAL LIST - SIM

Prep Date: 10/11/06

Analyte	Result		MDL	EQL	Dil.	Units	Code	Anal Date	Prep Method	Ani Method
1-Methylnaphthalene	2.1		0.11	0.50	2	ug/L		10/11/06	SW846 3510C	8270C-SIM
2-Methylnaphthalene	2.6		0.12	0.50	2	ug/L		10/11/06	SW846 3510C	8270C-SIM
Acenaphthene	0.087	U	0.087	0.50	2	ug/L		10/11/06	SW846 3510C	8270C-SIM
Acenaphthylene	0.086	U	0.086	0.50	2	ug/L		10/11/06	SW846 3510C	8270C-SIM
Anthracene	0.12	U	0.12	0.50	2	ug/L		10/11/06	SW846 3510C	8270C-SIM
Benzo(a)anthracene	0.17	U	0.17	0.50	2	ug/L		10/11/06	SW846 3510C	8270C-SIM
Benzo(a)pyrene	0.19	U	0.19	0.50	2	ug/L	&N	10/11/06	SW846 3510C	8270C-SIM
Benzo(b)fluoranthene	0.17	U	0.17	0.50	2	ug/L	&ZN	10/11/06	SW846 3510C	8270C-SIM
Benzo(ghi)perylene	0.20	U	0.20	0.50	2	ug/L	&N	10/11/06	SW846 3510C	8270C-SIM
Benzo(k)fluoranthene	0.20	U	0.20	0.50	2	ug/L	&ZN	10/11/06	SW846 3510C	8270C-SIM
Chrysene	0.20	U	0.20	0.50	2	ug/L		10/11/06	SW846 3510C	8270C-SIM
Dibenz(a,h)anthracene	0.20	U	0.20	0.50	2	ug/L	&	10/11/06	SW846 3510C	8270C-SIM
Fluoranthene	0.16	U	0.16	0.50	2	ug/L		10/11/06	SW846 3510C	8270C-SIM
Fluorene	0.13	J	0.096	0.50	2	ug/L		10/11/06	SW846 3510C	8270C-SIM
Indeno(1,2,3-cd)pyrene	0.20	U	0.20	0.50	2	ug/L	&N	10/11/06	SW846 3510C	8270C-SIM
Naphthalene	2.2		0.13	0.50	2	ug/L		10/11/06	SW846 3510C	8270C-SIM
Phenanthrene	0.35	J	0.12	0.50	2	ug/L		10/11/06	SW846 3510C	8270C-SIM
Pyrene	0.15	U	0.15	0.50	2	ug/L		10/11/06	SW846 3510C	8270C-SIM
Surrogate			**LCL**	**UCL**						
Nitrobenzene-d5	84		0	0	2	%		10/11/06	SW846 3510C	8270C-SIM
2-Fluorobiphenyl	78		0	0	2	%		10/11/06	SW846 3510C	8270C-SIM
Terphenyl-d14	287		0	0	2	%	F	10/11/06	SW846 3510C	8270C-SIM

All soil results are reported on a dry weight basis unless otherwise noted.

Pace Analytical Services, Inc.

1241 Bellevue Street
Green Bay, WI 54302
920-469-2436

Analytical Report Number: 876558

Client : FOTH & VAN DYKE
Project Name : KEMC-EAGLE SOUTH
Project Number : 06W003
Field ID : SB628-29-31'

Matrix Type : SOIL
Collection Date : 09/25/06
Report Date : 10/18/06
Lab Sample Number : 876558-012

INORGANICS

Test	Result		MDL	EQL	Dil.	Units	Code	Anl Date	Prep Method	Anl Method
Leach Date - Conventionals	DONE				1			10/02/06	SW846 1311	SW846 1311
Aluminum	INCL.									
Antimony	INCL.									
Arsenic	INCL.									
Arsenic - TCLP	0.038	U	0.038	1.0	1	mg/L		10/05/06	SW846 3010A	SW846 6010B
Barium	INCL.									
Barium - TCLP	0.56	B	0.0050	1.0	1	mg/L		10/05/06	SW846 3010A	SW846 6010B
Beryllium	INCL.									
Boron	INCL.									
Cadmium	INCL.									
Cadmium - TCLP	0.0037	U	0.0037	0.25	1	mg/L		10/05/06	SW846 3010A	SW846 6010B
Chromium	INCL.									
Chromium - TCLP	0.010	B	0.0066	0.25	1	mg/L		10/05/06	SW846 3010A	SW846 6010B
Cobalt	INCL.									
Copper	INCL.									
Iron	INCL.									
Lead	INCL.									
Lead - TCLP	0.017	U	0.017	1.0	1	mg/L		10/05/06	SW846 3010A	SW846 6010B
Lithium	INCL.									
Magnesium	INCL.									
Manganese	INCL.									
Mercury	INCL.									
Mercury - TCLP	0.029	U	0.029	0.080	1	mg/L		10/04/06	SW846 7470A	SW846 7470A
Molybdenum	INCL.									
Nickel	INCL.									
Selenium	INCL.									
Selenium - TCLP	0.042	U	0.042	1.0	1	mg/L		10/05/06	SW846 3010A	SW846 6010B
Silver	INCL.									
Silver - TCLP	0.013	U	0.013	0.25	1	mg/L		10/05/06	SW846 3010A	SW846 6010B
Thallium	INCL.									
Vanadium	INCL.									
Zinc	INCL.									
Cyanide, Total	0.25	U	0.25	0.49	1	mg/kg		10/03/06	SW846 9012A	SW846 9012A
Percent Solids	77.3		---	---	1	%		09/29/06	SM M2540G	SM M2540G
pH, Laboratory	8.0		0.10	0.10	1	su		10/05/06	SW846 9040B	SW846 9040B

All soil results are reported on a dry weight basis unless otherwise noted.

Pace Analytical Services, Inc.

1241 Bellevue Street
Green Bay, WI 54302
920-469-2436

Analytical Report Number: 876558

Client : FOTH & VAN DYKE
Project Name : KEMC-EAGLE SOUTH
Project Number : 06W003
Field ID : KSB-14-11.5-12'

Matrix Type : SOIL
Collection Date : 09/25/06
Report Date : 10/18/06
Lab Sample Number : 876558-013

INORGANICS

Test	Result		MDL	EQL	Dil.	Units	Code	Anl Date	Prep Method	Anl Method
Leach Date - Conventionals	DONE				1			10/02/06	SW846 1311	SW846 1311
Aluminum	INCL.									
Antimony	INCL.									
Arsenic	INCL.									
Arsenic - TCLP	0.038	U	0.038	1.0	1	mg/L		10/05/06	SW846 3010A	SW846 6010B
Barium	INCL.									
Barium - TCLP	1.1		0.0050	1.0	1	mg/L		10/05/06	SW846 3010A	SW846 6010B
Beryllium	INCL.									
Boron	INCL.									
Cadmium	INCL.									
Cadmium - TCLP	0.0037	U	0.0037	0.25	1	mg/L		10/05/06	SW846 3010A	SW846 6010B
Chromium	INCL.									
Chromium - TCLP	0.0082	B	0.0066	0.25	1	mg/L		10/05/06	SW846 3010A	SW846 6010B
Cobalt	INCL.									
Copper	INCL.									
Iron	INCL.									
Lead	INCL.									
Lead - TCLP	0.017	U	0.017	1.0	1	mg/L		10/05/06	SW846 3010A	SW846 6010B
Lithium	INCL.									
Magnesium	INCL.									
Manganese	INCL.									
Mercury	INCL.									
Mercury - TCLP	0.029	U	0.029	0.080	1	mg/L		10/04/06	SW846 7470A	SW846 7470A
Molybdenum	INCL.									
Nickel	INCL.									
Selenium	INCL.									
Selenium - TCLP	0.042	U	0.042	1.0	1	mg/L		10/05/06	SW846 3010A	SW846 6010B
Silver	INCL.									
Silver - TCLP	0.013	U	0.013	0.25	1	mg/L		10/05/06	SW846 3010A	SW846 6010B
Thallium	INCL.									
Vanadium	INCL.									
Zinc	INCL.									
Cyanide, Total	0.22	U	0.22	0.43	1	mg/kg		10/03/06	SW846 9012A	SW846 9012A
Percent Solids	89.0		—	—	1	%		09/29/06	SM M2540G	SM M2540G
pH, Laboratory	8.2		0.10	0.10	1	su		10/05/06	SW846 9045C	SW846 9045C

VOLATILES

Prep Date: 10/02/06

Analyte	Result		MDL	EQL	Dil.	Units	Code	Anal Date	Prep Method	Anl Method
1,1,1,2-Tetrachloroethane	16	U	16	56	50	ug/Kg		10/02/06	SW846 5030B	SW846 8260B
1,1,1-Trichloroethane	11	U	11	56	50	ug/Kg		10/02/06	SW846 5030B	SW846 8260B
1,1,2,2-Tetrachloroethane	14	U	14	56	50	ug/Kg		10/02/06	SW846 5030B	SW846 8260B
1,1,2-Trichloroethane	23	U	23	56	50	ug/Kg		10/02/06	SW846 5030B	SW846 8260B
1,1-Dichloroethane	7.4	U	7.4	56	50	ug/Kg		10/02/06	SW846 5030B	SW846 8260B
1,1-Dichloroethene	17	U	17	56	50	ug/Kg		10/02/06	SW846 5030B	SW846 8260B
1,1-Dichloropropene	26	U	26	56	50	ug/Kg		10/02/06	SW846 5030B	SW846 8260B
1,2,3-Trichlorobenzene	19	U	19	56	50	ug/Kg		10/02/06	SW846 5030B	SW846 8260B

All soil results are reported on a dry weight basis unless otherwise noted.

Pace Analytical Services, Inc.

Analytical Report Number: 876558

1241 Bellevue Street
Green Bay, WI 54302
920-469-2436

Client : FOTH & VAN DYKE
Project Name : KEMC-EAGLE SOUTH
Project Number : 06W003
Field ID : KSB-14-11.5-12'

Matrix Type : SOIL
Collection Date : 09/25/06
Report Date : 10/18/06
Lab Sample Number : 876558-013

VOLATILES

Prep Date: 10/02/06

Analyte	Result		MDL	EQL	Dil.	Units	Code	Anal Date	Prep Method	Ani Method
1,2,3-Trichloropropane	19	U	19	56	50	ug/Kg		10/02/06	SW846 5030B	SW846 8260B
1,2,4-Trichlorobenzene	19	U	19	56	50	ug/Kg		10/02/06	SW846 5030B	SW846 8260B
1,2,4-Trimethylbenzene	21	U	21	56	50	ug/Kg		10/02/06	SW846 5030B	SW846 8260B
1,2-Dibromo-3-chloropropane	92	U	92	110	50	ug/Kg		10/02/06	SW846 5030B	SW846 8260B
1,2-Dibromoethane	16	U	16	56	50	ug/Kg		10/02/06	SW846 5030B	SW846 8260B
1,2-Dichlorobenzene	50	U	50	56	50	ug/Kg		10/02/06	SW846 5030B	SW846 8260B
1,2-Dichloroethane	15	U	15	56	50	ug/Kg		10/02/06	SW846 5030B	SW846 8260B
1,2-Dichloropropane	9.6	U	9.6	56	50	ug/Kg		10/02/06	SW846 5030B	SW846 8260B
1,3,5-Trimethylbenzene	10	U	10	56	50	ug/Kg		10/02/06	SW846 5030B	SW846 8260B
1,3-Dichlorobenzene	14	U	14	56	50	ug/Kg		10/02/06	SW846 5030B	SW846 8260B
1,3-Dichloropropane	18	U	18	56	50	ug/Kg		10/02/06	SW846 5030B	SW846 8260B
1,4-Dichlorobenzene	21	U	21	56	50	ug/Kg		10/02/06	SW846 5030B	SW846 8260B
2,2-Dichloropropane	11	U	11	56	50	ug/Kg		10/02/06	SW846 5030B	SW846 8260B
2-Chlorotoluene	15	U	15	56	50	ug/Kg		10/02/06	SW846 5030B	SW846 8260B
4-Chlorotoluene	20	U	20	56	50	ug/Kg		10/02/06	SW846 5030B	SW846 8260B
Benzene	13	U	13	56	50	ug/Kg		10/02/06	SW846 5030B	SW846 8260B
Bromobenzene	16	U	16	56	50	ug/Kg		10/02/06	SW846 5030B	SW846 8260B
Bromochloromethane	17	U	17	56	50	ug/Kg		10/02/06	SW846 5030B	SW846 8260B
Bromodichloromethane	10	U	10	56	50	ug/Kg		10/02/06	SW846 5030B	SW846 8260B
Bromoform	29	U	29	56	50	ug/Kg		10/02/06	SW846 5030B	SW846 8260B
Bromomethane	25	U	25	56	50	ug/Kg		10/02/06	SW846 5030B	SW846 8260B
Carbon Tetrachloride	11	U	11	56	50	ug/Kg		10/02/06	SW846 5030B	SW846 8260B
Chlorobenzene	9.2	U	9.2	56	50	ug/Kg		10/02/06	SW846 5030B	SW846 8260B
Chlorodibromomethane	12	U	12	56	50	ug/Kg		10/02/06	SW846 5030B	SW846 8260B
Chloroethane	25	U	25	56	50	ug/Kg		10/02/06	SW846 5030B	SW846 8260B
Chloroform	8.1	U	8.1	56	50	ug/Kg		10/02/06	SW846 5030B	SW846 8260B
Chloromethane	11	U	11	56	50	ug/Kg		10/02/06	SW846 5030B	SW846 8260B
cis-1,2-Dichloroethene	9.3	U	9.3	56	50	ug/Kg		10/02/06	SW846 5030B	SW846 8260B
cis-1,3-Dichloropropene	11	U	11	56	50	ug/Kg		10/02/06	SW846 5030B	SW846 8260B
Dibromomethane	11	U	11	56	50	ug/Kg		10/02/06	SW846 5030B	SW846 8260B
Dichlorodifluoromethane	9.3	U	9.3	56	50	ug/Kg		10/02/06	SW846 5030B	SW846 8260B
Diisopropyl Ether	7.7	U	7.7	56	50	ug/Kg		10/02/06	SW846 5030B	SW846 8260B
Ethylbenzene	11	U	11	56	50	ug/Kg		10/02/06	SW846 5030B	SW846 8260B
Fluorotrichloromethane	9.1	U	9.1	56	50	ug/Kg		10/02/06	SW846 5030B	SW846 8260B
Hexachlorobutadiene	30	U	30	56	50	ug/Kg		10/02/06	SW846 5030B	SW846 8260B
Isopropylbenzene	6.1	U	6.1	56	50	ug/Kg		10/02/06	SW846 5030B	SW846 8260B
Methylene Chloride	9.2	U	9.2	56	50	ug/Kg		10/02/06	SW846 5030B	SW846 8260B
Methyl-tert-butyl-ether	10	U	10	56	50	ug/Kg		10/02/06	SW846 5030B	SW846 8260B
Naphthalene	17	U	17	56	50	ug/Kg		10/02/06	SW846 5030B	SW846 8260B
n-Butylbenzene	45	U	45	56	50	ug/Kg		10/02/06	SW846 5030B	SW846 8260B
n-Propylbenzene	11	U	11	56	50	ug/Kg		10/02/06	SW846 5030B	SW846 8260B
p-Isopropyltoluene	22	U	22	56	50	ug/Kg		10/02/06	SW846 5030B	SW846 8260B
s-Butylbenzene	9.0	U	9.0	56	50	ug/Kg		10/02/06	SW846 5030B	SW846 8260B
Styrene	13	U	13	56	50	ug/Kg		10/02/06	SW846 5030B	SW846 8260B
t-Butylbenzene	14	U	14	56	50	ug/Kg		10/02/06	SW846 5030B	SW846 8260B
Tetrachloroethene	12	U	12	56	50	ug/Kg		10/02/06	SW846 5030B	SW846 8260B
Toluene	8.6	U	8.6	56	50	ug/Kg		10/02/06	SW846 5030B	SW846 8260B
trans-1,2-Dichloroethene	21	U	21	56	50	ug/Kg		10/02/06	SW846 5030B	SW846 8260B

All soil results are reported on a dry weight basis unless otherwise noted.

Pace Analytical Services, Inc.

1241 Bellevue Street
Green Bay, WI 54302
920-469-2436

Analytical Report Number: 876558

Client : FOTH & VAN DYKE
Project Name : KEMC-EAGLE SOUTH
Project Number : 06W003
Field ID : KSB-14-11.5-12'

Matrix Type : SOIL
Collection Date : 09/25/06
Report Date : 10/18/06
Lab Sample Number : 876558-013

VOLATILES

Prep Date: 10/02/06

Analyte	Result		MDL	EQL	Dil.	Units	Code	Anal Date	Prep Method	Anl Method
trans-1,3-Dichloropropene	12	U	12	56	50	ug/Kg		10/02/06	SW846 5030B	SW846 8260B
Trichloroethene	11	U	11	56	50	ug/Kg		10/02/06	SW846 5030B	SW846 8260B
Vinyl Chloride	11	U	11	56	50	ug/Kg		10/02/06	SW846 5030B	SW846 8260B
Xylene, m + p	17	U	17	110	50	ug/Kg		10/02/06	SW846 5030B	SW846 8260B
Xylene, o	7.7	U	7.7	56	50	ug/Kg		10/02/06	SW846 5030B	SW846 8260B
Surrogate			**LCL**	**UCL**						
4-Bromofluorobenzene	107		64	133	50	%		10/02/06	SW846 5030B	SW846 8260B
Toluene-d8	113		67	139	50	%		10/02/06	SW846 5030B	SW846 8260B
Dibromofluoromethane	113		64	140	50	%		10/02/06	SW846 5030B	SW846 8260B

PAH/PNA

Prep Date: 10/02/06

Analyte	Result		MDL	EQL	Dil.	Units	Code	Anal Date	Prep Method	Anl Method
Acenaphthene	3.3	U	3.3	28	1	ug/Kg		10/03/06	SW846 3545	8270C-SIM
Acenaphthylene	3.2	U	3.2	28	1	ug/Kg		10/03/06	SW846 3545	8270C-SIM
Anthracene	4.0	U	4.0	28	1	ug/Kg		10/03/06	SW846 3545	8270C-SIM
Benzo(a)anthracene	6.0	U	6.0	28	1	ug/Kg		10/03/06	SW846 3545	8270C-SIM
Benzo(a)pyrene	3.2	U	3.2	28	1	ug/Kg		10/03/06	SW846 3545	8270C-SIM
Benzo(b)fluoranthene	3.2	U	3.2	28	1	ug/Kg		10/03/06	SW846 3545	8270C-SIM
Benzo(ghi)perylene	4.0	U	4.0	28	1	ug/Kg		10/03/06	SW846 3545	8270C-SIM
Benzo(k)fluoranthene	3.4	U	3.4	28	1	ug/Kg		10/03/06	SW846 3545	8270C-SIM
Chrysene	4.9	U	4.9	28	1	ug/Kg		10/03/06	SW846 3545	8270C-SIM
Dibenz(a,h)anthracene	3.1	U	3.1	28	1	ug/Kg		10/03/06	SW846 3545	8270C-SIM
Fluoranthene	3.2	U	3.2	28	1	ug/Kg		10/03/06	SW846 3545	8270C-SIM
Fluorene	3.8	U	3.8	28	1	ug/Kg		10/03/06	SW846 3545	8270C-SIM
Indeno(1,2,3-cd)pyrene	2.8	U	2.8	28	1	ug/Kg		10/03/06	SW846 3545	8270C-SIM
Naphthalene	4.5	U	4.5	28	1	ug/Kg		10/03/06	SW846 3545	8270C-SIM
Phenanthrene	3.3	U	3.3	28	1	ug/Kg		10/03/06	SW846 3545	8270C-SIM
Pyrene	2.8	U	2.8	28	1	ug/Kg		10/03/06	SW846 3545	8270C-SIM
Surrogate			**LCL**	**UCL**						
Nitrobenzene-d5	35		10	141	1	%		10/03/06	SW846 3545	8270C-SIM
2-Fluorobiphenyl	38		10	161	1	%		10/03/06	SW846 3545	8270C-SIM
Terphenyl-d14	34		29	150	1	%		10/03/06	SW846 3545	8270C-SIM

All soil results are reported on a dry weight basis unless otherwise noted.

Pace Analytical Services, Inc.

1241 Bellevue Street
Green Bay, WI 54302
920-469-2436

Analytical Report Number: 876558

Client : FOTH & VAN DYKE
Project Name : KEMC-EAGLE SOUTH
Project Number : 06W003
Field ID : SB627-24-26'

Matrix Type : SOIL
Collection Date : 09/25/06
Report Date : 10/18/06
Lab Sample Number : 876558-014

INORGANICS

Test	Result		MDL	EQL	Dil.	Units	Code	Anl Date	Prep Method	Anl Method
Leach Date - Conventionals	DONE				1			10/02/06	SW846 1311	SW846 1311
Aluminum	INCL.									
Antimony	INCL.									
Arsenic	INCL.									
Arsenic - TCLP	0.038	U	0.038	1.0	1	mg/L		10/05/06	SW846 3010A	SW846 6010B
Barium	INCL.									
Barium - TCLP	0.62	B	0.0050	1.0	1	mg/L		10/05/06	SW846 3010A	SW846 6010B
Beryllium	INCL.									
Boron	INCL.									
Cadmium	INCL.									
Cadmium - TCLP	0.0037	U	0.0037	0.25	1	mg/L		10/05/06	SW846 3010A	SW846 6010B
Chromium	INCL.									
Chromium - TCLP	0.0066	U	0.0066	0.25	1	mg/L		10/05/06	SW846 3010A	SW846 6010B
Cobalt	INCL.									
Copper	INCL.									
Iron	INCL.									
Lead	INCL.									
Lead - TCLP	0.017	U	0.017	1.0	1	mg/L		10/05/06	SW846 3010A	SW846 6010B
Lithium	INCL.									
Magnesium	INCL.									
Manganese	INCL.									
Mercury	INCL.									
Mercury - TCLP	0.029	U	0.029	0.080	1	mg/L		10/04/06	SW846 7470A	SW846 7470A
Molybdenum	INCL.									
Nickel	INCL.									
Selenium	INCL.									
Selenium - TCLP	0.042	U	0.042	1.0	1	mg/L		10/05/06	SW846 3010A	SW846 6010B
Silver	INCL.									
Silver - TCLP	0.013	U	0.013	0.25	1	mg/L		10/05/06	SW846 3010A	SW846 6010B
Thallium	INCL.									
Vanadium	INCL.									
Zinc	INCL.									
Cyanide, Total	0.26	U	0.26	0.51	1	mg/kg		10/03/06	SW846 9012A	SW846 9012A
Percent Solids	81.7		—	—	1	%		09/29/06	SM M2540G	SM M2540G
pH, Laboratory	7.3		0.10	0.10	1	su	*	10/05/06	SW846 9045C	SW846 9045C

All soil results are reported on a dry weight basis unless otherwise noted.

Pace Analytical Services, Inc.

Analytical Report Number: 876558

1241 Bellevue Street
Green Bay, WI 54302
920-469-2436

Client : FOTH & VAN DYKE
Project Name : KEMC-EAGLE SOUTH
Project Number : 06W003
Field ID : SB642-34-36'

Matrix Type : SOIL
Collection Date : 09/25/06
Report Date : 10/18/06
Lab Sample Number : 876558-015

INORGANICS

Test	Result		MDL	EQL	Dil.	Units	Code	Anl Date	Prep Method	Anl Method
Leach Date - Conventionals	DONE				1			10/02/06	SW846 1311	SW846 1311
Aluminum	INCL.									
Antimony	INCL.									
Arsenic	INCL.									
Arsenic - TCLP	0.038	U	0.038	1.0	1	mg/L		10/05/06	SW846 3010A	SW846 6010B
Barium	INCL.									
Barium - TCLP	0.54	B	0.0050	1.0	1	mg/L		10/05/06	SW846 3010A	SW846 6010B
Beryllium	INCL.									
Boron	INCL.									
Cadmium	INCL.									
Cadmium - TCLP	0.0037	U	0.0037	0.25	1	mg/L		10/05/06	SW846 3010A	SW846 6010B
Chromium	INCL.									
Chromium - TCLP	0.016	B	0.0066	0.25	1	mg/L		10/05/06	SW846 3010A	SW846 6010B
Cobalt	INCL.									
Copper	INCL.									
Iron	INCL.									
Lead	INCL.									
Lead - TCLP	0.017	U	0.017	1.0	1	mg/L		10/05/06	SW846 3010A	SW846 6010B
Lithium	INCL.									
Magnesium	INCL.									
Manganese	INCL.									
Mercury	INCL.									
Mercury - TCLP	0.029	U	0.029	0.080	1	mg/L		10/04/06	SW846 7470A	SW846 7470A
Molybdenum	INCL.									
Nickel	INCL.									
Selenium	INCL.									
Selenium - TCLP	0.042	U	0.042	1.0	1	mg/L		10/05/06	SW846 3010A	SW846 6010B
Silver	INCL.									
Silver - TCLP	0.013	U	0.013	0.25	1	mg/L		10/05/06	SW846 3010A	SW846 6010B
Thallium	INCL.									
Vanadium	INCL.									
Zinc	INCL.									
Cyanide, Total	0.37	U	0.37	0.72	1	mg/kg		10/03/06	SW846 9012A	SW846 9012A
Percent Solids	72.5		—	—	1	%		09/29/06	SM M2540G	SM M2540G
pH, Laboratory	7.1		0.10	0.10	1	su		10/05/06	SW846 9040B	SW846 9040B

All soil results are reported on a dry weight basis unless otherwise noted.

Pace Analytical Services, Inc.

1241 Bellevue Street
Green Bay, WI 54302
920-469-2436
Fax: 920-469-8827

Lab Number	TestGroupID	Field ID	Comment
876558-011	M-AS-SP	KSB-15-3.5-4'	A - Analyte is detected in the method blank at a concentration of 11 ug/L.
876558-011	M-BA-SP	KSB-15-3.5-4'	A - This parameter was detected at 300 ug/L in the SPLP Extraction Blank. This concentration can be attributed to background from the filter paper used in the SPLP filtering process. Sample results around this level may be due to procedure background.

Qualifier Codes

Flag	Applies To	Explanation
A	Inorganic	Analyte is detected in the method blank. Method blank criteria is evaluated to the laboratory method detection limit. Additionally, method blank acceptance may be based on project specific criteria or determined from analyte concentrations in the sample and are evaluated on a sample by sample basis.
B	Inorganic	The analyte has been detected between the method detection limit and the reporting limit.
B	Organic	Analyte is present in the method blank. Method blank criteria is evaluated to the laboratory method detection limit. Additionally, method blank acceptance may be based on project specific criteria or determined from analyte concentrations in the sample and are evaluated on a sample by sample basis.
C	All	Elevated detection limit.
D	All	Analyte value from diluted analysis or surrogate result not applicable due to sample dilution.
E	Inorganic	Estimated concentration due to matrix interferences. During the metals analysis the serial dilution failed to meet the established control limits of 0-10%. The sample concentration is greater than 50 times the IDL for analysis done on the ICP or 100 times the IDL for analysis done on the ICP-MS. The result was flagged with the E qualifier to indicate that a physical interference was observed.
E	Organic	Analyte concentration exceeds calibration range.
F	Inorganic	Due to potential interferences for this analysis by Inductively Coupled Plasma techniques (SW-846 Method 6010), this analyte has been confirmed by and reported from an alternate method.
F	Organic	Surrogate results outside control criteria.
G	All	The result is estimated because the concentration is less than the lowest calibration standard concentration utilized in the initial calibration. The method detection limit is less than the reporting limit specified for this project.
H	All	Preservation, extraction or analysis performed past holding time.
HF	Inorganic	This test is considered a field parameter, and the recommended holding time is 15 minutes from collection. The analysis was performed in the laboratory beyond the recommended holding time.
J	All	Concentration detected equal to or greater than the method detection limit but less than the reporting limit.
K	Inorganic	Sample received unpreserved. Sample was either preserved at the time of receipt or at the time of sample preparation.
K	Organic	Detection limit may be elevated due to the presence of an unrequested analyte.
L	All	Elevated detection limit due to low sample volume.
M	Organic	Sample pH was greater than 2
N	All	Spiked sample recovery not within control limits.
O	Organic	Sample received overweight.
P	Organic	The relative percent difference between the two columns for detected concentrations was greater than 40%.
Q	All	The analyte has been detected between the limit of detection (LOD) and limit of quantitation (LOQ). The results are qualified due to the uncertainty of analyte concentrations within this range.
S	Organic	The relative percent difference between quantitation and confirmation columns exceeds internal quality control criteria. Because the result is unconfirmed, it has been reported as a non-detect with an elevated detection limit.
U	All	The analyte was not detected at or above the reporting limit.
V	All	Sample received with headspace.
W	All	A second aliquot of sample was analyzed from a container with headspace.
X	All	See Sample Narrative.
Z	Organics	This compound was separated in the check standard but it did not meet the resolution criteria as set forth in SW846.
&	All	Laboratory Control Spike recovery not within control limits.
*	All	Precision not within control limits.
+	Inorganic	The sample result is greater than four times the spike level: therefore, the percent recovery is not evaluated.
<	All	The analyte was not detected at or above the reporting limit.
1	Inorganic	Dissolved analyte or filtered analyte greater than total analyte; analyses passed QC based on precision criteria.
2	Inorganic	Dissolved analyte or filtered analyte greater than total analyte; analyses failed QC based on precision criteria.
3	Inorganic	BOD result is estimated due to the BOD blank exceeding the allowable oxygen depletion.
4	Inorganic	BOD duplicate precision not within control limits. Due to the 48 hour holding time for this test, it is not practical to reanalyze and try to correct the deficiency.
5	Inorganic	BOD result is estimated due to insufficient oxygen depletion. Due to the 48 hour holding time for this test, it is not practical to reanalyze and try to correct the deficiency.
6	Inorganic	BOD laboratory control sample not within control limits. Due to the 48 hour holding time for this test, it is not practical to reanalyze and try to correct the deficiency.
7	Inorganic	BOD result is estimated due to complete oxygen depletion. Due to the 48 hour holding time for this test, it is not practical to reanalyze and try to correct the deficiency.

Pace Analytical Services, Inc.

Analysis Summary by Laboratory

1241 Bellevue Street
Green Bay, WI 54302

Test Group Name	876558-001	876558-002	876558-003	876558-004	876558-005	876558-006	876558-007	876558-008	876558-009	876558-010	876558-011	876558-012	876558-013	876558-014	876558-015
ALUMINUM					M	M	M	M	M	M	M	M	M	M	M
ANTIMONY					M	M	M	M	M	M	M	M	M	M	M
ARSENIC					M	M	M	M	M	M	M	M	M	M	M
ARSENIC - SPLP											B				
ARSENIC - TCLP					B	B	B	B	B	B	B	B	B	B	B
BARIUM					M	M	M	M	M	M	M	M	M	M	M
BARIUM - SPLP											B				
BARIUM - TCLP					B	B	B	B	B	B	B	B	B	B	B
BERYLLIUM					M	M	M	M	M	M	M	M	M	M	M
BORON					M	M	M	M	M	M	M	M	M	M	M
CADMIUM					M	M	M	M	M	M	M	M	M	M	M
CADMIUM - SPLP											B				
CADMIUM - TCLP					B	B	B	B	B	B	B	B	B	B	B
CHROMIUM					M	M	M	M	M	M	M	M	M	M	M
CHROMIUM - SPLP											B				
CHROMIUM - TCLP					B	B	B	B	B	B	B	B	B	B	B
COBALT					M	M	M	M	M	M	M	M	M	M	M
COPPER					M	M	M	M	M	M	M	M	M	M	M
CYANIDE, TOTAL					B	B	B	B	B	B	B	B	B	B	B
IRON					M	M	M	M	M	M	M	M	M	M	M
LEAD					M	M	M	M	M	M	M	M	M	M	M
LEAD - SPLP											B				
LEAD - TCLP					B	B	B	B	B	B	B	B	B	B	B
LITHIUM					M	M	M	M	M	M	M	M	M	M	M
MAGNESIUM					M	M	M	M	M	M	M	M	M	M	M
MANGANESE					M	M	M	M	M	M	M	M	M	M	M
MERCURY					M	M	M	M	M	M	M	M	M	M	M
MERCURY - SPLP											B				
MERCURY - TCLP					B	B	B	B	B	B	B	B	B	B	B
MOLYBDENUM					M	M	M	M	M	M	M	M	M	M	M
NICKEL					M	M	M	M	M	M	M	M	M	M	M
NITROGEN, NITRATE		B		B											
NITROGEN, NITRITE		B		B											
PAH/PNA												B		B	
PERCENT SOLIDS					B	B	B	B	B	B	B	B	B	B	B
PH, LABORATORY					B	B	B	B	B	B	B	B	B	B	B
SELENIUM					M	M	M	M	M	M	M	M	M	M	M
SELENIUM - SPLP											B				
SELENIUM - TCLP					B	B	B	B	B	B	B	B	B	B	B
SEMIVOLATILES - SPECIAL LIST - SI											K				
SILVER					M	M	M	M	M	M	M	M	M	M	M

Pace Analytical Services, Inc.

Analysis Summary by Laboratory

1241 Bellevue Street
Green Bay, WI 54302

Test Group Name	876558-001	876558-002	876558-003	876558-004	876558-005	876558-006	876558-007	876558-008	876558-009	876558-010	876558-011	876558-012	876558-013	876558-014	876558-015
SILVER - SPLP											B				
SILVER - TCLP					B	B	B	B	B	B	B	B	B	B	B
SULFIDE		B		B											
THALLIUM					M	M	M	M	M	M	M	M	M	M	M
VANADIUM					M	M	M	M	M	M	M	M	M	M	M
VOLATILES											G		G		
VOLATILES - SPLP											G				
ZINC					M	M	M	M	M	M	M	M	M	M	M

Code	Facility	Address	MI Certification
B	Green Bay Lab (Bellevue St)	1241 Bellevue Street, Suite 9 Green Bay, WI 54302	Not Certified
G	Green Bay Lab (Industrial Dr)	1795 Industrial Drive Green Bay, WI 54302	Not Certified
K	Kimberly Laboratory	1090 Kennedy Ave. Kimberly, WI 54136	Not Certified
M	Minnesota Laboratory	1700 Elm Street, Suite 200 Minneapolis, MN	Not Certified

Pace Analytical Services, Inc.

QC Summary

1241 Bellevue Street
Green Bay, WI 54302
920-469-2436
Fax: 920-469-8827

SDG: 876558
Lab Section: WETCHEM
QC Batch Number: 14837
Prep Method: SW846 9045C
Analytical Method: SW846 9045C

QC Type	Client Sample ID	Lab Sample ID
DUP	SB627-24-26'DUP	876558-014DUP

Client Sample ID	Lab Sample ID		Client Sample ID	Lab Sample ID	
SB617-4-7'	876558-008	MB	KMW-10-0.9-4'	876558-009	MB
KMW-3-6-7'	876558-010	MB	KSB-15-3.5-4'	876558-011	MB
KSB-14-11.5-12'	876558-013	MB	SB627-24-26'	876558-014	MB

Test Name	Method Blank Result Conc	LCS Spiked Conc	LCS Recovery Conc	%	C	LCSD Spiked Conc	LCSD Recovery Conc	%	C	LCS/LCSD RPD %	C	LCS/LCSD Control Limits LCL %	UCL %	RPD %	Parent Sample Number	Parent Result Conc	Lab Dup Conc	Lab Dup RPD %	C	Lab Dup RPD Limit %
pH, Laboratory	--	0	--	--		--	--	--		--		--	--	--	876558-014	7.320	--	--		--

Conc = su unless otherwise noted
C = QC Code, see Qualifer Sheet
Parent Result is reported down to MDL in order to allow Validation of this worksheet
The %R and RPD results are calculated from raw data values with more significant figures than are reported on this form.

Report Date: 10/18/2006
QC Batch Number: 14837

Pace Analytical Services, Inc.

QC Summary

1241 Bellevue Street
Green Bay, WI 54302
920-469-2436
Fax: 920-469-8827

SDG: 876558
Lab Section: WETCHEM
QC Batch Number: 14838
Prep Method: SW846 9040B
Analytical Method: SW846 9040B

QC Type	Client Sample ID	Lab Sample ID
DUP	SB640-14-16'DUP	876558-006DUP

Client Sample ID	Lab Sample ID	
SB628-14-16'	876558-005	MB
SB641-19-21'	876558-007	MB
SB642-34-36'	876558-015	MB

Client Sample ID	Lab Sample ID	
SB640-14-16'	876558-006	MB
SB628-29-31'	876558-012	MB

Test Name	Method Blank Result Conc	LCS Spiked Conc	LCS Recovery Conc	%	C	LCSD Spiked Conc	LCSD Recovery Conc	%	C	LCS/ LCSD RPD %	C	LCS/LCSD Control Limits LCL %	UCL %	RPD %	Parent Sample Number	Parent Result Conc	Lab Dup Conc	Lab Dup RPD %	C	Lab Dup RPD Limit %
pH, Laboratory	--	0	--	--		--	--	--		--		--	--	--	876558-006	7.870	7.84	0.4		20

Conc = su unless otherwise noted
C = QC Code, see Qualifer Sheet
Parent Result is reported down to MDL in order to allow Validation of this worksheet
The %R and RPD results are calculated from raw data values with more significant figures than are reported on this form.

Report Date: 10/18/2006
QC Batch Number: 14838

Pace Analytical Services, Inc.

1241 Bellevue Street
Green Bay, WI 54302
920-469-2436
Fax: 920-469-8827

QC Summary

Batch: 876558
Lab Section: WETCHEM
QC Batch Number: 14615
Prep Method: EPA 300.0
Analytical Method: EPA 300.0

QC Type	Client Sample ID	Lab Sample ID
MB	WCG2028-021MB	WCG2028-021MB
LCS	WCG2028-021MBLCS	WCG2028-021MBLCS
MS	876537-010MS	876537-010MS
MS	876507-001MS	876507-001MS
MSD	876537-010MSD	876537-010MSD
MSD	876507-001MSD	876507-001MSD

Client Sample ID	Lab Sample ID	MB ID
ROTOSONIC WATER TRUCK	876558-001	MB

Client Sample ID	Lab Sample ID	MB ID
MOBILE WATER TRUCK	876558-003	MB

Test Name	Method Blank Result Conc		LCS Spiked Conc	LCS Recovery Conc	LCS Recovery %	C	LCSD Spiked Conc	LCSD Recovery Conc	LCSD Recovery %	C	LCS/LCSD RPD %	C	LCS/LCSD Control Limits LCL %	UCL %	RPD %	Parent Sample Number	Parent Result Conc		MS Spiked Conc	MS Recovery Conc	MS Recovery %	C	MSD Spiked Conc	MSD Recovery Conc	MSD Recovery %	C	MS/MSD RPD %	C	MS/MSD Control Limits LCL %	UCL %	RPD %
Nitrogen, Nitrate	<	0.088	1.6	1.5	93.1		---	---	---		---		90	110	20	876507-001		2.1	1.6	3.5	86.9	N	1.6	3.5	88.8	N	0.9		90	110	20
Nitrogen, Nitrite	<	0.04	0.80	0.78	97.5		---	---	---		---		90	110	20	876507-001	<	0.04	0.80	1.2	146.2	N	0.80	1.2	147.5	N	0.9		90	110	20
Nitrogen, Nitrate	<	0.088	1.6	1.5	93.1		---	---	---		---		90	110	20	876537-010	<	0.088	1.6	1.3	83.8	N	1.6	1.4	86.9	N	3.7		90	110	20
Nitrogen, Nitrite	<	0.04	0.80	0.78	97.5		---	---	---		---		90	110	20	876537-010	<	0.04	0.80	1.4	178.8	N	0.80	1.4	181.2	N	1.4		90	110	20

Conc = mg/L unless otherwise noted
C = QC Code, see Qualifer Sheet
Parent Result is reported down to MDL in order to allow Validation of this worksheet
The %R and RPD results are calculated from raw data values with more significant figures than are reported on this form.

Report Date: 10/18/2006
QC Batch Number: 14615

Pace Analytical Services, Inc.

QC Summary

1241 Bellevue Street
Green Bay, WI 54302
920-469-2436
Fax: 920-469-8827

Batch: 876558
Lab Section: WETCHEM
QC Batch Number: 14654
Prep Method: EPA 376.1
Analytical Method: EPA 376.1

QC Type	Client Sample ID	Lab Sample ID
MB	WCG1919-034MB	WCG1919-034MB
LCS	WCG1919-034MBLCS	WCG1919-034MBLCS
MS	876533-001MS	876533-001MS
MSD	876533-001MSD	876533-001MSD

Client Sample ID	Lab Sample ID	MB ID
ROTOSONIC WATER TRUCK	876558-002	MB
MOBILE WATER TRUCK	876558-004	MB

Test Name	Method Blank Result Conc	LCS Spiked Conc	LCS Recovery Conc	LCS Recovery %	LCS Recovery C	LCSD Spiked Conc	LCSD Recovery Conc	LCSD Recovery %	LCSD Recovery C	LCS/LCSD RPD %	LCS/LCSD RPD C	LCS/LCSD Control Limits LCL %	LCS/LCSD Control Limits UCL %	LCS/LCSD Control Limits RPD %	Parent Sample Number	Parent Result Conc	MS Spiked Conc	MS Recovery Conc	MS Recovery %	MS Recovery C	MSD Spiked Conc	MSD Recovery Conc	MSD Recovery %	MSD Recovery C	MS/MSD RPD %	MS/MSD RPD C	MS/MSD Control Limits LCL %	MS/MSD Control Limits UCL %	MS/MSD Control Limits RPD %
Sulfide	< 2.5	48.0	45.2	94.2		—	—	—		—		80	120	20	876533-001	< 2.5	48.0	47.2	98.3		48.0	48.4	100.8		2.5		80	120	20

Conc = mg/L unless otherwise noted
C = QC Code, see Qualifer Sheet
Parent Result is reported down to MDL in order to allow Validation of this worksheet
The %R and RPD results are calculated from raw data values with more significant figures than are reported on this form.

Report Date: 10/18/2006
QC Batch Number: 14654

Pace Analytical Services, Inc.

QC Summary

1241 Bellevue Street
Green Bay, WI 54302
920-469-2436
Fax: 920-469-8827

Batch: 876558
Lab Section: VOA
QC Batch Number: 14688
Prep Method: SW846 5030B
Analytical Method: SW846 8260B

QC Type	Client Sample ID	Lab Sample ID
MB	VOG1995-44MB	VOG1995-44MB
LCS	VOG1995-44LCS	VOG1995-44LCS
LCSD	VOG1995-44LCSD	VOG1995-44LCSD

Client Sample ID	Lab Sample ID	MB ID	Client Sample ID	Lab Sample ID	MB ID
KSB-15-3.5-4'	876558-011	MB	KSB-14-11.5-12'	876558-013	MB

Test Name		Method Blank Result Conc	LCS Spiked Conc	LCS Recovery Conc	LCS Recovery %	C	LCSD Spiked Conc	LCSD Recovery Conc	LCSD Recovery %	C	LCS/LCSD RPD %	C	LCS/LCSD Control Limits LCL %	UCL %	RPD %	Parent Sample Number		Parent Result Conc	MS Spiked Conc	MS Recovery Conc	MS Recovery %	C	MSD Spiked Conc	MSD Recovery Conc	MSD Recovery %	C	MS/MSD RPD %	C	MS/MSD Control Limits LCL %	UCL %	RPD %
1,1,1,2-Tetrachloroethane	<	16	0	---	---		---	---	---		---		---	---	---	---		---	---	---	---		---	---	---		---		---	---	---
1,1,1-Trichloroethane	<	19	2500.0	2620.9	105		2500.0	2581.7	103		1.5		75	125	20	---		---	---	---	---		---	---	---		---		---	---	---
1,1,2,2-Tetrachloroethane	<	21	2500.0	2349.3	94		2500.0	2361.2	94		0.5		75	125	20	---		---	---	---	---		---	---	---		---		---	---	---
1,1,2-Trichloroethane	<	24	2500.0	2600.8	104		2500.0	2542.9	102		2.2		75	125	20	---		---	---	---	---		---	---	---		---		---	---	---
1,1-Dichloroethane	<	19	2500.0	2671.6	107		2500.0	2631.1	105		1.5		75	125	20	---		---	---	---	---		---	---	---		---		---	---	---
1,1-Dichloroethene	<	22	2500.0	2774.2	111		2500.0	2665	107		4.0		54	149	20	---		---	---	---	---		---	---	---		---		---	---	---
1,1-Dichloropropene	<	19	0	---	---		---	---	---		---		---	---	---	---		---	---	---	---		---	---	---		---		---	---	---
1,2,3-Trichlorobenzene	<	17	0	---	---		---	---	---		---		---	---	---	---		---	---	---	---		---	---	---		---		---	---	---
1,2,3-Trichloropropane	<	21	0	---	---		---	---	---		---		---	---	---	---		---	---	---	---		---	---	---		---		---	---	---
1,2,4-Trichlorobenzene	<	16	0	---	---		---	---	---		---		---	---	---	---		---	---	---	---		---	---	---		---		---	---	---
1,2,4-Trimethylbenzene	<	12	0	---	---		---	---	---		---		---	---	---	---		---	---	---	---		---	---	---		---		---	---	---
1,2-Dibromo-3-chloropropan	<	12	0	---	---		---	---	---		---		---	---	---	---		---	---	---	---		---	---	---		---		---	---	---
1,2-Dibromoethane	<	18	0	---	---		---	---	---		---		---	---	---	---		---	---	---	---		---	---	---		---		---	---	---
1,2-Dichlorobenzene	<	12	0	---	---		---	---	---		---		---	---	---	---		---	---	---	---		---	---	---		---		---	---	---
1,2-Dichloroethane	<	21	2500.0	2544	102		2500.0	2501.8	100		1.7		75	125	20	---		---	---	---	---		---	---	---		---		---	---	---
1,2-Dichloropropane	<	22	2500.0	2538.8	102		2500.0	2545.5	102		0.3		75	125	20	---		---	---	---	---		---	---	---		---		---	---	---
1,3,5-Trimethylbenzene	<	12	0	---	---		---	---	---		---		---	---	---	---		---	---	---	---		---	---	---		---		---	---	---
1,3-Dichlorobenzene	<	16	0	---	---		---	---	---		---		---	---	---	---		---	---	---	---		---	---	---		---		---	---	---
1,3-Dichloropropane	<	12	0	---	---		---	---	---		---		---	---	---	---		---	---	---	---		---	---	---		---		---	---	---
1,4-Dichlorobenzene	<	18	0	---	---		---	---	---		---		---	---	---	---		---	---	---	---		---	---	---		---		---	---	---
2,2-Dichloropropane	<	16	0	---	---		---	---	---		---		---	---	---	---		---	---	---	---		---	---	---		---		---	---	---

Conc = ug/Kg unless otherwise noted
C = QC Code, see Qualifer Sheet
Parent Result is reported down to MDL in order to allow Validation of this worksheet
The %R and RPD results are calculated from raw data values with more significant figures than are reported on this form.

Report Date: 10/18/2006
QC Batch Number: 14688

Pace Analytical Services, Inc.

QC Summary

1241 Bellevue Street
Green Bay, WI 54302
920-469-2436
Fax: 920-469-8827

Test Name	Method Blank Result Conc	LCS Spiked Conc	LCS Recovery Conc	LCS Recovery %	LCS Recovery C	LCSD Spiked Conc	LCSD Recovery Conc	LCSD Recovery %	LCSD Recovery C	LCS/LCSD RPD %	LCS/LCSD RPD C	LCS/LCSD Control Limits LCL %	LCS/LCSD Control Limits UCL %	LCS/LCSD Control Limits RPD %	Parent Sample Number	Parent Result Conc	MS Spiked Conc	MS Recovery Conc	MS Recovery %	MS Recovery C	MSD Spiked Conc	MSD Recovery Conc	MSD Recovery %	MSD Recovery C	MS/MSD RPD %	MS/MSD RPD C	MS/MSD Control Limits LCL %	MS/MSD Control Limits UCL %	MS/MSD Control Limits RPD %
2-Chlorotoluene	< 18	0	---	---		---	---	---		---		---	---	---	---	---	---	---	---		---	---	---		---		---	---	---
4-Chlorotoluene	< 23	0	---	---		---	---	---		---		---	---	---	---	---	---	---	---		---	---	---		---		---	---	---
Benzene	< 14	2500.0	2538.2	102		2500.0	2531.7	101		0.3		75	125	20	---	---	---	---	---		---	---	---		---		---	---	---
Bromobenzene	< 14	0	---	---		---	---	---		---		---	---	---	---	---	---	---	---		---	---	---		---		---	---	---
Bromochloromethane	< 16	0	---	---		---	---	---		---		---	---	---	---	---	---	---	---		---	---	---		---		---	---	---
Bromodichloromethane	< 16	2500.0	2608.3	104		2500.0	2623.7	105		0.6		75	125	20	---	---	---	---	---		---	---	---		---		---	---	---
Bromoform	< 20	2500.0	2455.9	98		2500.0	2485.2	99		1.2		72	125	20	---	---	---	---	---		---	---	---		---		---	---	---
Bromomethane	< 24	2500.0	2453.3	98		2500.0	2333.7	93		5.0		40	159	20	---	---	---	---	---		---	---	---		---		---	---	---
Carbon Tetrachloride	< 16	2500.0	2695.7	108		2500.0	2693.6	108		0.1		75	125	20	---	---	---	---	---		---	---	---		---		---	---	---
Chlorobenzene	< 9.5	2500.0	2562.4	102		2500.0	2543.9	102		0.7		75	125	20	---	---	---	---	---		---	---	---		---		---	---	---
Chlorodibromomethane	< 20	2500.0	2624.7	105		2500.0	2650.7	106		1.0		75	125	20	---	---	---	---	---		---	---	---		---		---	---	---
Chloroethane	< 25	2500.0	2551.4	102		2500.0	2450.5	98		4.0		40	179	20	---	---	---	---	---		---	---	---		---		---	---	---
Chloroform	< 18	2500.0	2555.4	102		2500.0	2502.6	100		2.1		75	125	20	---	---	---	---	---		---	---	---		---		---	---	---
Chloromethane	< 20	2500.0	2202.3	88		2500.0	2154.5	86		2.2		42	125	20	---	---	---	---	---		---	---	---		---		---	---	---
cis-1,2-Dichloroethene	< 20	2500.0	2579.7	103		2500.0	2482.6	99		3.8		75	125	20	---	---	---	---	---		---	---	---		---		---	---	---
cis-1,3-Dichloropropene	< 14	2500.0	2434.7	97		2500.0	2408.7	96		1.1		75	125	20	---	---	---	---	---		---	---	---		---		---	---	---
Dibromomethane	< 18	0	---	---		---	---	---		---		---	---	---	---	---	---	---	---		---	---	---		---		---	---	---
Dichlorodifluoromethane	< 21	0	---	---		---	---	---		---		---	---	---	---	---	---	---	---		---	---	---		---		---	---	---
Diisopropyl Ether	< 9.5	0	---	---		---	---	---		---		---	---	---	---	---	---	---	---		---	---	---		---		---	---	---
Ethylbenzene	< 15	2500.0	2630.4	105		2500.0	2611.9	104		0.7		75	125	20	---	---	---	---	---		---	---	---		---		---	---	---
Fluorotrichloromethane	< 19	0	---	---		---	---	---		---		---	---	---	---	---	---	---	---		---	---	---		---		---	---	---
Hexachlorobutadiene	58	0	---	---		---	---	---		---		---	---	---	---	---	---	---	---		---	---	---		---		---	---	---
Isopropylbenzene	< 11	0	---	---		---	---	---		---		---	---	---	---	---	---	---	---		---	---	---		---		---	---	---
Methylene Chloride	< 14	2500.0	2730.4	109		2500.0	2757.6	110		1.0		58	144	20	---	---	---	---	---		---	---	---		---		---	---	---
Methyl-tert-butyl-ether	< 15	0	---	---		---	---	---		---		---	---	---	---	---	---	---	---		---	---	---		---		---	---	---
Naphthalene	< 15	0	---	---		---	---	---		---		---	---	---	---	---	---	---	---		---	---	---		---		---	---	---
n-Butylbenzene	< 12	0	---	---		---	---	---		---		---	---	---	---	---	---	---	---		---	---	---		---		---	---	---
n-Propylbenzene	< 6.5	0	---	---		---	---	---		---		---	---	---	---	---	---	---	---		---	---	---		---		---	---	---
p-Isopropyltoluene	< 12	0	---	---		---	---	---		---		---	---	---	---	---	---	---	---		---	---	---		---		---	---	---
s-Butylbenzene	< 8	0	---	---		---	---	---		---		---	---	---	---	---	---	---	---		---	---	---		---		---	---	---
Styrene	< 12	2500.0	2666.4	107		2500.0	2594.5	104		2.7		75	130	20	---	---	---	---	---		---	---	---		---		---	---	---
t-Butylbenzene	< 12	0	---	---		---	---	---		---		---	---	---	---	---	---	---	---		---	---	---		---		---	---	---

Conc = ug/Kg unless otherwise noted
C = QC Code, see Qualifer Sheet
Parent Result is reported down to MDL in order to allow Validation of this worksheet
The %R and RPD results are calculated from raw data values with more significant figures than are reported on this form.

Report Date: 10/18/2006
QC Batch Number: 14688

Pace Analytical Services, Inc.

QC Summary

1241 Bellevue Street
Green Bay, WI 54302
920-469-2436
Fax: 920-469-8827

Test Name	Method Blank Result	Conc	LCS Spiked Conc	LCS Recovery Conc	%	C	LCSD Spiked Conc	LCSD Recovery Conc	%	C	LCS/LCSD RPD %	C	LCS/LCSD Control Limits LCL %	UCL %	RPD %	Parent Sample Number	Parent Result Conc	MS Spiked Conc	MS Recovery Conc	%	C	MSD Spiked Conc	MSD Recovery Conc	%	C	MS/MSD RPD %	C	MS/MSD Control Limits LCL %	UCL %	RPD %
Tetrachloroethene	<	16	2500.0	2640.8	106		2500.0	2564.9	103		2.9		75	125	20	---	---	---	---	---		---	---	---		---		---	---	---
Toluene	<	8.5	2500.0	2539.4	102		2500.0	2506.6	100		1.3		75	125	20	---	---	---	---	---		---	---	---		---		---	---	---
trans-1,2-Dichloroethene	<	14	2500.0	2626.3	105		2500.0	2631.2	105		0.2		75	125	20	---	---	---	---	---		---	---	---		---		---	---	---
trans-1,3-Dichloropropene	<	15	2500.0	2230	89		2500.0	2241.5	90		0.5		75	125	20	---	---	---	---	---		---	---	---		---		---	---	---
Trichloroethene	<	20	2500.0	2491.5	100		2500.0	2585.7	103		3.7		75	125	20	---	---	---	---	---		---	---	---		---		---	---	---
Vinyl Chloride	<	14	2500.0	2276.4	91		2500.0	2379.4	95		4.4		49	125	20	---	---	---	---	---		---	---	---		---		---	---	---
Xylene, m + p	<	22	5000.0	5174.3	103		5000.0	5146.5	103		0.5		75	127	20	---	---	---	---	---		---	---	---		---		---	---	---
Xylene, o	<	15	2500.0	2581.1	103		2500.0	2556.2	102		1.0		75	125	20	---	---	---	---	---		---	---	---		---		---	---	---
4-Bromofluorobenzene		104%	---	---	100		---	---	98		---		64	133	---	---	---	---	---	---		---	---	---		---		---	---	---
Toluene-d8		109%	---	---	105		---	---	104		---		67	139	---	---	---	---	---	---		---	---	---		---		---	---	---
Dibromofluoromethane		111%	---	---	103		---	---	101		---		64	140	---	---	---	---	---	---		---	---	---		---		---	---	---

Conc = ug/Kg unless otherwise noted
C = QC Code, see Qualifer Sheet
Parent Result is reported down to MDL in order to allow Validation of this worksheet
The %R and RPD results are calculated from raw data values with more significant figures than are reported on this form.

Report Date: 10/18/2006
QC Batch Number: 14688

Pace Analytical Services, Inc.

QC Summary

1241 Bellevue Street
Green Bay, WI 54302
920-469-2436
Fax: 920-469-8827

Batch: 876558
Lab Section: WETCHEM
QC Batch Number: 14730
Prep Method: SW846 9012A
Analytical Method: SW846 9012A

QC Type	Client Sample ID	Lab Sample ID
MB	WCG2045-009MB	WCG2045-009MB
LCS	WCG2045-009MBLCS	WCG2045-009MBLCS
MS	876570-015MS	876570-015MS
MS	876570-005MS	876570-005MS
MSD	876570-015MSD	876570-015MSD
MSD	876570-005MSD	876570-005MSD

Client Sample ID	Lab Sample ID	MB ID
KSB-15-3.5-4'	876558-011	MB
KSB-14-11.5-12'	876558-013	MB
SB642-34-36'	876558-015	MB
SB628-29-31'	876558-012	MB
SB627-24-26'	876558-014	MB

Test Name	Method Blank Result	Conc	LCS Spiked Conc	LCS Recovery Conc	LCS Recovery %	C	LCSD Spiked Conc	LCSD Recovery Conc	LCSD Recovery %	C	LCS/LCSD RPD %	C	LCS/LCSD Control Limits LCL %	UCL %	RPD %	Parent Sample Number	Parent Result	Conc	MS Spiked Conc	MS Recovery Conc	MS Recovery %	C	MSD Spiked Conc	MSD Recovery Conc	MSD Recovery %	C	MS/MSD RPD %	C	MS/MSD Control Limits LCL %	UCL %	RPD %
Cyanide, Total	<	0.31	3.0	3.2	105.8		---	---	---		---		81	119	20	876570-005	<	0.31	3.0	3.4	112.7		3.0	3.3	109.1		3.2		70	122	20
Cyanide, Total	<	0.31	3.0	3.2	105.8		---	---	---		---		81	119	20	876570-015	<	0.21	2.0	2.1	102.5		2.0	2.1	101.8		0.7		70	122	20

Conc = mg/kg unless otherwise noted
C = QC Code, see Qualifer Sheet
Parent Result is reported down to MDL in order to allow Validation of this worksheet
The %R and RPD results are calculated from raw data values with more significant figures than are reported on this form.

Report Date: 10/18/2006
QC Batch Number: 14730

Pace Analytical Services, Inc.

QC Summary

1241 Bellevue Street
Green Bay, WI 54302
920-469-2436
Fax: 920-469-8827

Batch: 876558
Lab Section: BNASIM
QC Batch Number: 14745
Prep Method: SW846 3545
Analytical Method: 8270C-SIM

QC Type	Client Sample ID	Lab Sample ID
MB	1933-92MB	1933-92MB
LCS	1933-92LCS	1933-92LCS
LCSD	1933-92LCSD	1933-92LCSD
MS	876677-004MS	876677-004MS
MSD	876677-004MSD	876677-004MSD

Client Sample ID	Lab Sample ID	MB ID	Client Sample ID	Lab Sample ID	MB ID
KSB-15-3.5-4'	876558-011	MB	KSB-14-11.5-12'	876558-013	MB

Test Name	Method Blank Result Conc	LCS Spiked Conc	LCS Recovery Conc	LCS Recovery %	C	LCSD Spiked Conc	LCSD Recovery Conc	LCSD Recovery %	C	LCS/LCSD RPD %	C	LCS/LCSD Control Limits LCL %	UCL %	RPD %	Parent Sample Number	Parent Result Conc	MS Spiked Conc	MS Recovery Conc	MS Recovery %	C	MSD Spiked Conc	MSD Recovery Conc	MSD Recovery %	C	MS/MSD RPD %	C	MS/MSD Control Limits LCL %	UCL %	RPD %
Acenaphthene	< 3	500.0	468.6	94		500.0	438.4	88		6.7		47	143	20	---	---	---	---	---		---	---	---		---		---	---	---
Acenaphthylene	< 2.9	500.0	487.6	98		500.0	456.3	91		6.6		56	134	20	---	---	---	---	---		---	---	---		---		---	---	---
Anthracene	< 3.6	500.0	499.8	100		500.0	476.2	95		4.8		45	147	23	---	---	---	---	---		---	---	---		---		---	---	---
Benzo(a)anthracene	< 5.3	500.0	487.5	97		500.0	465.2	93		4.7		50	140	20	---	---	---	---	---		---	---	---		---		---	---	---
Benzo(a)pyrene	< 2.9	500.0	622.9	125		500.0	596.2	119		4.4		61	141	20	---	---	---	---	---		---	---	---		---		---	---	---
Benzo(b)fluoranthene	< 2.8	500.0	642.1	128		500.0	636.2	127		0.9		55	141	20	---	---	---	---	---		---	---	---		---		---	---	---
Benzo(ghi)perylene	< 3.6	500.0	456.9	91		500.0	438.2	88		4.2		42	142	20	---	---	---	---	---		---	---	---		---		---	---	---
Benzo(k)fluoranthene	< 3.1	500.0	579.6	116		500.0	540.6	108		7.0		53	155	20	---	---	---	---	---		---	---	---		---		---	---	---
Chrysene	< 4.4	500.0	474.8	95		500.0	432.5	87		9.3		57	135	20	---	---	---	---	---		---	---	---		---		---	---	---
Dibenz(a,h)anthracene	< 2.8	500.0	538	108		500.0	509.2	102		5.5		54	148	20	---	---	---	---	---		---	---	---		---		---	---	---
Fluoranthene	< 2.9	500.0	498.9	100		500.0	471.4	94		5.7		54	139	20	---	---	---	---	---		---	---	---		---		---	---	---
Fluorene	< 3.4	500.0	491.7	98		500.0	456.3	91		7.5		48	139	21	---	---	---	---	---		---	---	---		---		---	---	---
Indeno(1,2,3-cd)pyrene	< 2.5	500.0	515.9	103		500.0	490.6	98		5.0		49	147	21	---	---	---	---	---		---	---	---		---		---	---	---
Naphthalene	< 4	500.0	449.7	90		500.0	415.9	83		7.8		48	131	27	---	---	---	---	---		---	---	---		---		---	---	---
Phenanthrene	< 2.9	500.0	474.6	95		500.0	453.5	91		4.5		52	134	20	---	---	---	---	---		---	---	---		---		---	---	---
Pyrene	< 2.5	500.0	480.9	96		500.0	460.2	92		4.4		49	144	20	---	---	---	---	---		---	---	---		---		---	---	---
Nitrobenzene-d5	76%	---	---	96		---	---	93		---		10	141	---	---	---	---	---	---		---	---	---		---		---	---	---
2-Fluorobiphenyl	74%	---	---	97		---	---	94		---		10	161	---	---	---	---	---	---		---	---	---		---		---	---	---
Terphenyl-d14	69%	---	---	92		---	---	92		---		29	150	---	---	---	---	---	---		---	---	---		---		---	---	---
Benzo(a)anthracene	---	0	---	---		---	---	---		---		---	---	---	876677-004	34.25	598.0	515.2	80		598.0	583.2	92		12.4		36	139	46
Benzo(a)pyrene	---	0	---	---		---	---	---		---		---	---	---	876677-004	47.31	598.0	663.2	103		598.0	763.3	120		14.0		34	147	28

Conc = ug/Kg unless otherwise noted
C = QC Code, see Qualifer Sheet
Parent Result is reported down to MDL in order to allow Validation of this worksheet
The %R and RPD results are calculated from raw data values with more significant figures than are reported on this form.

Report Date: 10/18/2006
QC Batch Number: 14745

Pace Analytical Services, Inc.

QC Summary

1241 Bellevue Street
Green Bay, WI 54302
920-469-2436
Fax: 920-469-8827

Test Name	Method Blank Result Conc	LCS Spiked Conc	LCS Recovery Conc	LCS Recovery %	LCS Recovery C	LCSD Spiked Conc	LCSD Recovery Conc	LCSD Recovery %	LCSD Recovery C	LCS/LCSD RPD %	LCS/LCSD RPD C	LCS/LCSD Control Limits LCL %	LCS/LCSD Control Limits UCL %	LCS/LCSD Control Limits RPD %	Parent Sample Number	Parent Result Conc	MS Spiked Conc	MS Recovery Conc	MS Recovery %	MS Recovery C	MSD Spiked Conc	MSD Recovery Conc	MSD Recovery %	MSD Recovery C	MS/MSD RPD %	MS/MSD RPD C	MS/MSD Control Limits LCL %	MS/MSD Control Limits UCL %	MS/MSD Control Limits RPD %
Benzo(b)fluoranthene	—	0	—	—		—	—	—		—		—	—	—	876677-004	42.88	598.0	721.8	114		598.0	799.3	126		10.2		34	152	32
Benzo(k)fluoranthene	—	0	—	—		—	—	—		—		—	—	—	876677-004	42.39	598.0	589.2	91		598.0	692.1	109		16.1		25	159	27
Chrysene	—	0	—	—		—	—	—		—		—	—	—	876677-004	39.02	598.0	502.3	77		598.0	553.7	86		9.7		35	139	35
Dibenz(a,h)anthracene	—	0	—	—		—	—	—		—		—	—	—	876677-004	9.184	598.0	551.2	91		598.0	614.8	101		10.9		26	147	26
Indeno(1,2,3-cd)pyrene	—	0	—	—		—	—	—		—		—	—	—	876677-004	23.92	598.0	541.8	87		598.0	614.2	99		12.5		17	145	29
Naphthalene	—	0	—	—		—	—	—		—		—	—	—	876677-004	43.97	598.0	521.3	80		598.0	555.2	85		6.3		30	131	29
Nitrobenzene-d5	—	—	—	—		—	—	—		—		—	—	—	876677-004	94%	—	—	85		—	—	96		—		10	141	—
2-Fluorobiphenyl	—	—	—	—		—	—	—		—		—	—	—	876677-004	86%	—	—	84		—	—	93		—		10	161	—
Terphenyl-d14	—	—	—	—		—	—	—		—		—	—	—	876677-004	81%	—	—	78		—	—	88		—		29	150	—

Conc = ug/Kg unless otherwise noted

C = QC Code, see Qualifer Sheet

Parent Result is reported down to MDL in order to allow Validation of this worksheet

The %R and RPD results are calculated from raw data values with more significant figures than are reported on this form.

Report Date: 10/18/2006

QC Batch Number: 14745

Pace Analytical Services, Inc.

QC Summary

1241 Bellevue Street
Green Bay, WI 54302
920-469-2436
Fax: 920-469-8827

Batch: 876558
Lab Section: METALS
QC Batch Number: 14754
Prep Method: SW846 7470A
Analytical Method: SW846 7470A

QC Type	Client Sample ID	Lab Sample ID
MB	MBTMTG1985-17	MBTMTG1985-17
LCS	LCSTMTG1985-17	LCSTMTG1985-17
MS	SB628-14-16'MS	876558-005MS
MSD	SB628-14-16'MSD	876558-005MSD

Client Sample ID	Lab Sample ID	MB ID	Client Sample ID	Lab Sample ID	MB ID
SB628-14-16'	876558-005	MB	SB640-14-16'	876558-006	MB
SB641-19-21'	876558-007	MB	SB617-4-7'	876558-008	MB
KMW-10-0.9-4'	876558-009	MB	KMW-3-6-7'	876558-010	MB
KSB-15-3.5-4'	876558-011	MB	SB628-29-31'	876558-012	MB
KSB-14-11.5-12'	876558-013	MB	SB627-24-26'	876558-014	MB
SB642-34-36'	876558-015	MB			

Test Name	Method Blank Result Conc	LCS Spiked Conc	LCS Recovery Conc	LCS Recovery %	C	LCSD Spiked Conc	LCSD Recovery Conc	LCSD Recovery %	C	LCS/LCSD RPD %	C	LCS/LCSD Control Limits LCL %	UCL %	RPD %	Parent Sample Number	Parent Result Conc	MS Spiked Conc	MS Recovery Conc	MS Recovery %	C	MSD Spiked Conc	MSD Recovery Conc	MSD Recovery %	C	MS/MSD RPD %	C	MS/MSD Control Limits LCL %	UCL %	RPD %
Mercury - TCLP	< 7.2e-005	0.0050	0.0051	102.9		---	---	---		---		85	115	20	876558-005	< 0.029	2.0	2.1	103.0		2.0	2.1	102.6		0.4		85	115	20

Conc = mg/L unless otherwise noted
C = QC Code, see Qualifer Sheet
Parent Result is reported down to MDL in order to allow Validation of this worksheet
The %R and RPD results are calculated from raw data values with more significant figures than are reported on this form.

Report Date: 10/18/2006
QC Batch Number: 14754

Pace Analytical Services, Inc.

QC Summary

1241 Bellevue Street
Green Bay, WI 54302
920-469-2436
Fax: 920-469-8827

Batch: 876558
Lab Section: METALS
QC Batch Number: 14782
Prep Method: SW846 3010A
Analytical Method: SW846 6010B

QC Type	Client Sample ID	Lab Sample ID
MB	MBTMTG1984-45	MBTMTG1984-45
LCS	LCSTMTG1984-45	LCSTMTG1984-45
MS	SB628-14-16'MS	876558-005MS
MSD	SB628-14-16'MSD	876558-005MSD

Client Sample ID	Lab Sample ID	MB ID
SB628-14-16'	876558-005	MB
SB641-19-21'	876558-007	MB
KMW-10-0.9-4'	876558-009	MB
KSB-15-3.5-4'	876558-011	MB
KSB-14-11.5-12'	876558-013	MB
SB642-34-36'	876558-015	MB

Client Sample ID	Lab Sample ID	MB ID
SB640-14-16'	876558-006	MB
SB617-4-7'	876558-008	MB
KMW-3-6-7'	876558-010	MB
SB628-29-31'	876558-012	MB
SB627-24-26'	876558-014	MB

Test Name	Method Blank Result		Conc	LCS Spiked Conc	LCS Recovery Conc	%	C	LCSD Spiked Conc	LCSD Recovery Conc	%	C	LCS/LCSD RPD %	C	LCS/LCSD Control Limits LCL %	UCL %	RPD %	Parent Sample Number	Parent Result		Conc	MS Spiked Conc	MS Recovery Conc	%	C	MSD Spiked Conc	MSD Recovery Conc	%	C	MS/MSD RPD %	C	MS/MSD Control Limits LCL %	UCL %	RPD %
Arsenic - TCLP		<	0.0076	0.50	0.47	94.0		---	---	---		---		80	120	20	876558-005		<	0.038	2.5	2.4	95.9		2.5	2.3	91.8		4.4		75	125	20
Barium - TCLP		<	0.001	0.50	0.49	97.1		---	---	---		---		80	120	20	876558-005			0.66	2.5	3.2	100.7		2.5	3	94.0		5.4		75	125	20
Cadmium - TCLP		<	0.00074	0.50	0.51	102.4		---	---	---		---		80	120	20	876558-005		<	0.0037	2.5	2.6	102.8		2.5	2.5	99.7		3.0		75	125	20
Chromium - TCLP		<	0.0013	0.50	0.51	101.4		---	---	---		---		80	120	20	876558-005			0.014	2.5	2.6	102.1		2.5	2.5	97.6		4.5		75	125	20
Lead - TCLP		<	0.0034	0.50	0.51	101.3		---	---	---		---		80	120	20	876558-005		<	0.017	2.5	2.6	102.2		2.5	2.5	98.5		3.7		75	125	20
Selenium - TCLP		<	0.0083	0.50	0.5	99.4		---	---	---		---		80	120	20	876558-005		<	0.042	2.5	2.6	103.0		2.5	2.5	99.4		3.6		75	125	20
Silver - TCLP		<	0.0026	0.25	0.25	99.7		---	---	---		---		80	120	20	876558-005		<	0.013	1.2	1.3	101.5		1.2	1.2	98.2		3.3		75	125	20

Conc = mg/L unless otherwise noted
C = QC Code, see Qualifer Sheet
Parent Result is reported down to MDL in order to allow Validation of this worksheet
The %R and RPD results are calculated from raw data values with more significant figures than are reported on this form.

Report Date: 10/18/2006
QC Batch Number: 14782

Pace Analytical Services, Inc.

1241 Bellevue Street
Green Bay, WI 54302
920-469-2436
Fax: 920-469-8827

QC Summary

Batch: 876558
Lab Section: VOA
QC Batch Number: 14799
Prep Method: SW846 5030B
Analytical Method: SW846 8260B

QC Type	Client Sample ID	Lab Sample ID
MB	vog1993-99MB	vog1993-99MB
LCS	vog1993-99LCS	vog1993-99LCS
LCSD	vog1993-99LCSD	vog1993-99LCSD
MS	876768-004MS	876768-004MS
MS	876737-001MS	876737-001MS

Client Sample ID	Lab Sample ID	MB ID
KSB-15-3.5-4'	876558-011	MB

Client Sample ID	Lab Sample ID	MB ID

Test Name		Method Blank Result Conc	LCS Spiked Conc	LCS Recovery Conc	LCS Recovery %	C	LCSD Spiked Conc	LCSD Recovery Conc	LCSD Recovery %	C	LCS/LCSD RPD %	C	LCS/LCSD Control Limits LCL %	UCL %	RPD %	Parent Sample Number		Parent Result Conc	MS Spiked Conc	MS Recovery Conc	MS Recovery %	C	MSD Spiked Conc	MSD Recovery Conc	MSD Recovery %	C	MS/MSD RPD %	C	MS/MSD Control Limits LCL %	UCL %	RPD %
1,1,1,2-Tetrachloroethane	<	0.92	0	---	---		---	---	---		---		---	---	---	---		---	---	---	---		---	---	---		---		---	---	---
1,1,1-Trichloroethane	<	0.9	50.0	54.1	108		50.0	54.1	108		0.1		75	128	20	---		---	---	---	---		---	---	---		---		---	---	---
1,1,2,2-Tetrachloroethane	<	0.2	50.0	52.1	104		50.0	51	102		2.2		67	125	20	---		---	---	---	---		---	---	---		---		---	---	---
1,1,2-Trichloroethane	<	0.42	50.0	51.4	103		50.0	50	100		2.8		75	125	20	---		---	---	---	---		---	---	---		---		---	---	---
1,1-Dichloroethane	<	0.75	50.0	54.9	110		50.0	54.9	110		0.1		71	130	20	---		---	---	---	---		---	---	---		---		---	---	---
1,1-Dichloroethene	<	0.57	50.0	61.2	122		50.0	60.6	121		1.1		75	125	20	---		---	---	---	---		---	---	---		---		---	---	---
1,1-Dichloropropene	<	0.75	0	---	---		---	---	---		---		---	---	---	---		---	---	---	---		---	---	---		---		---	---	---
1,2,3-Trichlorobenzene	<	0.74	0	---	---		---	---	---		---		---	---	---	---		---	---	---	---		---	---	---		---		---	---	---
1,2,3-Trichloropropane	<	0.99	0	---	---		---	---	---		---		---	---	---	---		---	---	---	---		---	---	---		---		---	---	---
1,2,4-Trichlorobenzene	<	0.97	0	---	---		---	---	---		---		---	---	---	---		---	---	---	---		---	---	---		---		---	---	---
1,2,4-Trimethylbenzene	<	0.97	0	---	---		---	---	---		---		---	---	---	---		---	---	---	---		---	---	---		---		---	---	---
1,2-Dibromo-3-chloropropan	<	0.87	0	---	---		---	---	---		---		---	---	---	---		---	---	---	---		---	---	---		---		---	---	---
1,2-Dibromoethane	<	0.56	0	---	---		---	---	---		---		---	---	---	---		---	---	---	---		---	---	---		---		---	---	---
1,2-Dichlorobenzene	<	0.83	0	---	---		---	---	---		---		---	---	---	---		---	---	---	---		---	---	---		---		---	---	---
1,2-Dichloroethane	<	0.36	50.0	52.8	106		50.0	53.8	108		1.9		71	132	20	---		---	---	---	---		---	---	---		---		---	---	---
1,2-Dichloropropane	<	0.46	50.0	51.5	103		50.0	51.3	103		0.4		73	125	20	---		---	---	---	---		---	---	---		---		---	---	---
1,3,5-Trimethylbenzene	<	0.83	0	---	---		---	---	---		---		---	---	---	---		---	---	---	---		---	---	---		---		---	---	---
1,3-Dichlorobenzene	<	0.87	0	---	---		---	---	---		---		---	---	---	---		---	---	---	---		---	---	---		---		---	---	---
1,3-Dichloropropane	<	0.61	0	---	---		---	---	---		---		---	---	---	---		---	---	---	---		---	---	---		---		---	---	---
1,4-Dichlorobenzene	<	0.95	0	---	---		---	---	---		---		---	---	---	---		---	---	---	---		---	---	---		---		---	---	---
2,2-Dichloropropane	<	0.62	0	---	---		---	---	---		---		---	---	---	---		---	---	---	---		---	---	---		---		---	---	---

Conc = ug/L unless otherwise noted
C = QC Code, see Qualifer Sheet
Parent Result is reported down to MDL in order to allow Validation of this worksheet
The %R and RPD results are calculated from raw data values with more significant figures than are reported on this form.

Report Date: 10/18/2006
QC Batch Number: 14799

Pace Analytical Services, Inc.

QC Summary

1241 Bellevue Street
Green Bay, WI 54302
920-469-2436
Fax: 920-469-8827

Test Name	Method Blank Result Conc	LCS Spiked Conc	LCS Recovery Conc	LCS Recovery %	C	LCSD Spiked Conc	LCSD Recovery Conc	LCSD Recovery %	C	LCS/LCSD RPD %	C	LCS/LCSD Control Limits LCL %	LCS/LCSD Control Limits UCL %	LCS/LCSD Control Limits RPD %	Parent Sample Number	Parent Result Conc	MS Spiked Conc	MS Recovery Conc	MS Recovery %	C	MSD Spiked Conc	MSD Recovery Conc	MSD Recovery %	C	MS/MSD RPD %	C	MS/MSD Control Limits LCL %	MS/MSD Control Limits UCL %	MS/MSD Control Limits RPD %
2-Chlorotoluene	< 0.85	0	---	---		---	---	---		---		---	---	---	---	---	---	---	---		---	---	---		---		---	---	---
4-Chlorotoluene	< 0.74	0	---	---		---	---	---		---		---	---	---	---	---	---	---	---		---	---	---		---		---	---	---
Bromobenzene	< 0.82	0	---	---		---	---	---		---		---	---	---	---	---	---	---	---		---	---	---		---		---	---	---
Bromochloromethane	< 0.97	0	---	---		---	---	---		---		---	---	---	---	---	---	---	---		---	---	---		---		---	---	---
Bromodichloromethane	< 0.56	50.0	53.3	107		50.0	52.8	106		1.0		75	125	20	---	---	---	---	---		---	---	---		---		---	---	---
Bromoform	< 0.94	50.0	48.7	97		50.0	47.8	96		1.8		75	125	20	---	---	---	---	---		---	---	---		---		---	---	---
Bromomethane	< 0.91	50.0	61	122		50.0	63.3	127	&	3.7		66	125	20	---	---	---	---	---		---	---	---		---		---	---	---
Carbon Tetrachloride	< 0.49	50.0	54.9	110		50.0	55.5	111		1.0		75	125	20	---	---	---	---	---		---	---	---		---		---	---	---
Chlorobenzene	< 0.41	50.0	51.1	102		50.0	51.5	103		0.9		75	125	20	---	---	---	---	---		---	---	---		---		---	---	---
Chlorodibromomethane	< 0.81	50.0	51.8	104		50.0	51	102		1.5		75	125	20	---	---	---	---	---		---	---	---		---		---	---	---
Chloroethane	< 0.97	50.0	57.3	115		50.0	58.2	116		1.5		72	126	20	---	---	---	---	---		---	---	---		---		---	---	---
Chloroform	< 0.37	50.0	54.1	108		50.0	54.1	108		0.0		75	125	20	---	---	---	---	---		---	---	---		---		---	---	---
Chloromethane	< 0.24	50.0	58.9	118		50.0	60.1	120		2.0		46	143	20	---	---	---	---	---		---	---	---		---		---	---	---
cis-1,2-Dichloroethene	< 0.83	50.0	54.2	108		50.0	55	110		1.6		75	125	20	---	---	---	---	---		---	---	---		---		---	---	---
cis-1,3-Dichloropropene	< 0.19	50.0	49.5	99		50.0	49.5	99		0.0		75	125	20	---	---	---	---	---		---	---	---		---		---	---	---
Dibromomethane	< 0.6	0	---	---		---	---	---		---		---	---	---	---	---	---	---	---		---	---	---		---		---	---	---
Dichlorodifluoromethane	< 0.99	0	---	---		---	---	---		---		---	---	---	---	---	---	---	---		---	---	---		---		---	---	---
Diisopropyl Ether	< 0.76	0	---	---		---	---	---		---		---	---	---	---	---	---	---	---		---	---	---		---		---	---	---
Ethylbenzene	< 0.54	50.0	55.5	111		50.0	55.2	110		0.4		75	125	20	---	---	---	---	---		---	---	---		---		---	---	---
Fluorotrichloromethane	< 0.79	0	---	---		---	---	---		---		---	---	---	---	---	---	---	---		---	---	---		---		---	---	---
Hexachlorobutadiene	< 0.67	0	---	---		---	---	---		---		---	---	---	---	---	---	---	---		---	---	---		---		---	---	---
Isopropylbenzene	< 0.59	0	---	---		---	---	---		---		---	---	---	---	---	---	---	---		---	---	---		---		---	---	---
Methylene Chloride	< 0.43	50.0	56.9	114		50.0	56.8	114		0.2		75	125	20	---	---	---	---	---		---	---	---		---		---	---	---
Methyl-tert-butyl-ether	< 0.61	0	---	---		---	---	---		---		---	---	---	---	---	---	---	---		---	---	---		---		---	---	---
Naphthalene	< 0.74	0	---	---		---	---	---		---		---	---	---	---	---	---	---	---		---	---	---		---		---	---	---
n-Butylbenzene	< 0.93	0	---	---		---	---	---		---		---	---	---	---	---	---	---	---		---	---	---		---		---	---	---
n-Propylbenzene	< 0.81	0	---	---		---	---	---		---		---	---	---	---	---	---	---	---		---	---	---		---		---	---	---
p-Isopropyltoluene	< 0.67	0	---	---		---	---	---		---		---	---	---	---	---	---	---	---		---	---	---		---		---	---	---
s-Butylbenzene	< 0.89	0	---	---		---	---	---		---		---	---	---	---	---	---	---	---		---	---	---		---		---	---	---
Styrene	< 0.86	50.0	57.1	114		50.0	56.9	114		0.3		75	125	20	---	---	---	---	---		---	---	---		---		---	---	---
t-Butylbenzene	< 0.97	0	---	---		---	---	---		---		---	---	---	---	---	---	---	---		---	---	---		---		---	---	---
Tetrachloroethene	< 0.45	50.0	51.6	103		50.0	51.3	103		0.5		75	130	20	---	---	---	---	---		---	---	---		---		---	---	---

Conc = ug/L unless otherwise noted

C = QC Code, see Qualifer Sheet

Parent Result is reported down to MDL in order to allow Validation of this worksheet

The %R and RPD results are calculated from raw data values with more significant figures than are reported on this form.

Report Date: 10/18/2006

QC Batch Number: 14799

Pace Analytical Services, Inc.

QC Summary

1241 Bellevue Street
Green Bay, WI 54302
920-469-2436
Fax: 920-469-8827

Test Name	Method Blank Result	Conc	LCS Spiked Conc	LCS Recovery Conc	%	C	LCSD Spiked Conc	LCSD Recovery Conc	%	C	LCS/LCSD RPD %	C	LCS/LCSD Control Limits LCL %	UCL %	RPD %	Parent Sample Number	Parent Result	Conc	MS Spiked Conc	MS Recovery Conc	%	C	MSD Spiked Conc	MSD Recovery Conc	%	C	MS/MSD RPD %	C	MS/MSD Control Limits LCL %	UCL %	RPD %
Toluene	<	0.67	50.0	54.2	108		50.0	54.6	109		0.8		75	125	20	---		---	---	---	---		---	---	---		---		---	---	---
trans-1,2-Dichloroethene	<	0.89	50.0	56.5	113		50.0	58.2	116		2.9		75	125	20	---		---	---	---	---		---	---	---		---		---	---	---
trans-1,3-Dichloropropene	<	0.19	50.0	50.3	101		50.0	50.2	100		0.2		75	125	20	---		---	---	---	---		---	---	---		---		---	---	---
Trichloroethene	<	0.48	50.0	53.4	107		50.0	53.7	107		0.5		75	125	20	---		---	---	---	---		---	---	---		---		---	---	---
Vinyl Chloride	<	0.18	50.0	60	120		50.0	60.4	121		0.6		65	130	20	---		---	---	---	---		---	---	---		---		---	---	---
Xylene, m + p	<	1.8	100.0	111.7	112		100.0	111.4	111		0.2		75	125	20	---		---	---	---	---		---	---	---		---		---	---	---
Xylene, o	<	0.83	50.0	55.1	110		50.0	55	110		0.2		75	125	20	---		---	---	---	---		---	---	---		---		---	---	---
1,1-Dichloroethene		---	0	---	---		---	---	---		---		---	---	---	876737-001	<	0.0028	0.25	0.3	122		---	---	---		---		70	135	30
1,2-Dichloroethane		---	0	---	---		---	---	---		---		---	---	---	876737-001	<	0.0018	0.25	0.27	109		---	---	---		---		70	130	30
Benzene		---	0	---	---		---	---	---		---		---	---	---	876737-001	<	0.002	0.25	0.28	114		---	---	---		---		70	130	30
Carbon Tetrachloride		---	0	---	---		---	---	---		---		---	---	---	876737-001	<	0.0025	0.25	0.27	110		---	---	---		---		70	131	30
Chlorobenzene		---	0	---	---		---	---	---		---		---	---	---	876737-001	<	0.002	0.25	0.26	103		---	---	---		---		70	130	30
Chloroform		---	0	---	---		---	---	---		---		---	---	---	876737-001	<	0.0018	0.25	0.28	111		---	---	---		---		70	130	30
Tetrachloroethene		---	0	---	---		---	---	---		---		---	---	---	876737-001	<	0.0022	0.25	0.26	104		---	---	---		---		70	130	30
Trichloroethene		---	0	---	---		---	---	---		---		---	---	---	876737-001	<	0.0024	0.25	0.27	109		---	---	---		---		70	130	30
Vinyl Chloride		---	0	---	---		---	---	---		---		---	---	---	876737-001	<	0.0009	0.25	0.3	119		---	---	---		---		62	138	30
4-Bromofluorobenzene		---	---	---	---		---	---	---		---		---	---	---	876737-001		95%	---	---	103		---	---	---		---		64	132	---
Toluene-d8		---	---	---	---		---	---	---		---		---	---	---	876737-001		102%	---	---	106		---	---	---		---		73	127	---
Dibromofluoromethane		---	---	---	---		---	---	---		---		---	---	---	876737-001		106%	---	---	102		---	---	---		---		68	122	---
Benzene	<	0.41	50.0	55.8	112		50.0	56.1	112		0.5		75	125	20	876768-004	<	0.41	50.0	58.1	116		---	---	---		---		70	130	30
4-Bromofluorobenzene		100%	---	---	105		---	---	105		---		64	132	---	876768-004		99%	---	---	104		---	---	---		---		64	132	---
Toluene-d8		104%	---	---	107		---	---	106		---		73	127	---	876768-004		103%	---	---	107		---	---	---		---		73	127	---
Dibromofluoromethane		101%	---	---	99		---	---	101		---		68	122	---	876768-004		106%	---	---	103		---	---	---		---		68	122	---

Conc = ug/L unless otherwise noted

C = QC Code, see Qualifer Sheet

Parent Result is reported down to MDL in order to allow Validation of this worksheet

The %R and RPD results are calculated from raw data values with more significant figures than are reported on this form.

Report Date: 10/18/2006

QC Batch Number: 14799

Pace Analytical Services, Inc.

QC Summary

1241 Bellevue Street
Green Bay, WI 54302
920-469-2436
Fax: 920-469-8827

Batch: 876558
Lab Section: METALS
QC Batch Number: 14842
Prep Method: SW846 3010A
Analytical Method: SW846 6010B

QC Type	Client Sample ID	Lab Sample ID
MB	MBSPMTG1984-48	MBSPMTG1984-48
LCS	LCSSPMTG1984-48	LCSSPMTG1984-48
MS	KSB-15-3.5-4'MS	876558-011MS
MSD	KSB-15-3.5-4'MSD	876558-011MSD

Client Sample ID	Lab Sample ID	MB ID	Client Sample ID	Lab Sample ID	MB ID
KSB-15-3.5-4'	876558-011	MB			

Test Name	Method Blank Result	Conc	LCS Spiked Conc	LCS Recovery Conc	%	C	LCSD Spiked Conc	LCSD Recovery Conc	%	C	LCS/LCSD RPD %	C	LCS/LCSD Control Limits LCL %	UCL %	RPD %	Parent Sample Number	Parent Result	Conc	MS Spiked Conc	MS Recovery Conc	%	C	MSD Spiked Conc	MSD Recovery Conc	%	C	MS/MSD RPD %	C	MS/MSD Control Limits LCL %	UCL %	RPD %
Arsenic - SPLP	J	11	500.0	497.6	99.5		—	—	—		—		80	120	20	876558-011	<	7.6	500.0	453.7	90.7		500.0	414.3	82.9		9.1		75	125	20
Barium - SPLP	<	1	500.0	491.1	98.2		—	—	—		—		80	120	20	876558-011		530.3	500.0	957.7	85.5		500.0	884.6	70.9	N	7.9		75	125	20
Cadmium - SPLP	<	0.74	500.0	498	99.6		—	—	—		—		80	120	20	876558-011	<	0.74	500.0	459.8	92.0		500.0	418.3	83.7		9.4		75	125	20
Chromium - SPLP	<	1.3	500.0	501.4	100.3		—	—	—		—		80	120	20	876558-011		1.898	500.0	457.7	91.2		500.0	410.9	81.8		10.8		75	125	20
Lead - SPLP	<	3.4	500.0	497.3	99.5		—	—	—		—		80	120	20	876558-011	<	3.4	500.0	456.5	91.3		500.0	416	83.2		9.3		75	125	20
Selenium - SPLP	<	8.3	500.0	490.5	98.1		—	—	—		—		80	120	20	876558-011	<	8.3	500.0	451	90.2		500.0	407.7	81.5		10.1		75	125	20
Silver - SPLP	<	2.6	250.0	247.5	99.0		—	—	—		—		80	120	20	876558-011	<	2.6	250.0	229.5	91.8		250.0	210.5	84.2		8.7		75	125	20

Conc = ug/L unless otherwise noted
C = QC Code, see Qualifer Sheet
Parent Result is reported down to MDL in order to allow Validation of this worksheet
The %R and RPD results are calculated from raw data values with more significant figures than are reported on this form.

Report Date: 10/18/2006
QC Batch Number: 14842

Pace Analytical Services, Inc.

1241 Bellevue Street
Green Bay, WI 54302
920-469-2436
Fax: 920-469-8827

QC Summary

Batch: 876558
Lab Section: WETCHEM
QC Batch Number: 14955
Prep Method: SW846 9012A
Analytical Method: SW846 9012A

QC Type	Client Sample ID	Lab Sample ID
MB	WCG2045-036MB	WCG2045-036MB
LCS	WCG2045-036MBLCS	WCG2045-036MBLCS
MS	KMW-3-6-7'MS	876558-010MS
MSD	KMW-3-6-7'MSD	876558-010MSD

Client Sample ID	Lab Sample ID	MB ID
SB628-14-16'	876558-005	MB
SB641-19-21'	876558-007	MB
KMW-10-0.9-4'	876558-009	MB
SB640-14-16'	876558-006	MB
SB617-4-7'	876558-008	MB
KMW-3-6-7'	876558-010	MB

Test Name	Method Blank Result Conc	LCS Spiked Conc	LCS Recovery Conc	LCS Recovery %	LCS Recovery C	LCSD Spiked Conc	LCSD Recovery Conc	LCSD Recovery %	LCSD Recovery C	LCS/LCSD RPD %	LCS/LCSD RPD C	LCS/LCSD Control Limits LCL %	LCS/LCSD Control Limits UCL %	LCS/LCSD Control Limits RPD %	Parent Sample Number	Parent Result Conc	MS Spiked Conc	MS Recovery Conc	MS Recovery %	MS Recovery C	MSD Spiked Conc	MSD Recovery Conc	MSD Recovery %	MSD Recovery C	MS/MSD RPD %	MS/MSD RPD C	MS/MSD Control Limits LCL %	MS/MSD Control Limits UCL %	MS/MSD Control Limits RPD %
Cyanide, Total	< 0.31	3.0	3	101.6		---	---	---		---		81	119	20	876558-010	< 0.21	2.0	2.3	111.6		2.0	2.2	108.4		2.9		70	122	20

Conc = mg/kg unless otherwise noted
C = QC Code, see Qualifer Sheet
Parent Result is reported down to MDL in order to allow Validation of this worksheet
The %R and RPD results are calculated from raw data values with more significant figures than are reported on this form.

Report Date: 10/18/2006
QC Batch Number: 14955

Pace Analytical Services, Inc.

1241 Bellevue Street
Green Bay, WI 54302
920-469-2436
Fax: 920-469-8827

QC Summary

Batch: 876558
Lab Section: BNASIM-K
QC Batch Number: 15056
Prep Method: SW846 3510C
Analytical Method: 8270C-SIM

QC Type	Client Sample ID	Lab Sample ID
MB	svog1945-54MB	svog1945-54MB
LCS	svog1945-54LCS	svog1945-54LCS
LCSD	svog1945-54LCSD	svog1945-54LCSD

Client Sample ID	Lab Sample ID	MB ID	Client Sample ID	Lab Sample ID	MB ID
KSB-15-3.5-4'	876558-011	MB			

Test Name	Method Blank Result Conc	LCS Spiked Conc	LCS Recovery Conc	LCS Recovery %	C	LCSD Spiked Conc	LCSD Recovery Conc	LCSD Recovery %	C	LCS/LCSD RPD %	C	LCS/LCSD Control Limits LCL %	UCL %	RPD %	Parent Sample Number	Parent Result Conc	MS Spiked Conc	MS Recovery Conc	MS Recovery %	C	MSD Spiked Conc	MSD Recovery Conc	MSD Recovery %	C	MS/MSD RPD %	C	MS/MSD Control Limits LCL %	UCL %	RPD %
1-Methylnaphthalene	< 0.011	0.20	0.18	88		0.20	0.17	85		2.8		41	136	28	---	---	---	---	---		---	---	---		---		---	---	---
2-Methylnaphthalene	< 0.012	0.20	0.18	90		0.20	0.18	88		2.3		40	138	26	---	---	---	---	---		---	---	---		---		---	---	---
Acenaphthene	< 0.0086	0.20	0.19	95		0.20	0.19	93		2.5		40	126	23	---	---	---	---	---		---	---	---		---		---	---	---
Acenaphthylene	< 0.0086	0.20	0.19	96		0.20	0.19	93		3.1		39	127	24	---	---	---	---	---		---	---	---		---		---	---	---
Anthracene	< 0.012	0.20	0.23	114		0.20	0.22	108		5.3		39	139	27	---	---	---	---	---		---	---	---		---		---	---	---
Benzo(a)anthracene	< 0.017	0.20	0.24	122		0.20	0.24	118		3.4		48	146	20	---	---	---	---	---		---	---	---		---		---	---	---
Benzo(a)pyrene	< 0.019	0.20	0.31	157	&	0.20	0.31	156	&	1.1		61	136	20	---	---	---	---	---		---	---	---		---		---	---	---
Benzo(b)fluoranthene	< 0.017	0.20	0.31	156	&	0.20	0.32	162	&	4.1		51	141	20	---	---	---	---	---		---	---	---		---		---	---	---
Benzo(ghi)perylene	< 0.02	0.20	0.29	147	&	0.20	0.3	148	&	0.8		57	136	20	---	---	---	---	---		---	---	---		---		---	---	---
Benzo(k)fluoranthene	< 0.02	0.20	0.31	153	&	0.20	0.29	146		4.7		61	149	20	---	---	---	---	---		---	---	---		---		---	---	---
Chrysene	< 0.02	0.20	0.22	111		0.20	0.22	109		1.6		61	150	20	---	---	---	---	---		---	---	---		---		---	---	---
Dibenz(a,h)anthracene	< 0.02	0.20	0.3	151	&	0.20	0.3	148		2.3		46	150	20	---	---	---	---	---		---	---	---		---		---	---	---
Fluoranthene	< 0.016	0.20	0.24	120		0.20	0.23	117		2.4		48	145	20	---	---	---	---	---		---	---	---		---		---	---	---
Fluorene	< 0.0096	0.20	0.2	101		0.20	0.2	98		2.6		40	131	25	---	---	---	---	---		---	---	---		---		---	---	---
Indeno(1,2,3-cd)pyrene	< 0.02	0.20	0.3	148	&	0.20	0.29	147	&	0.7		54	143	20	---	---	---	---	---		---	---	---		---		---	---	---
Naphthalene	< 0.013	0.20	0.18	88		0.20	0.17	86		1.9		45	131	30	---	---	---	---	---		---	---	---		---		---	---	---
Phenanthrene	< 0.012	0.20	0.22	111		0.20	0.21	107		2.8		40	131	25	---	---	---	---	---		---	---	---		---		---	---	---
Pyrene	< 0.015	0.20	0.22	112		0.20	0.22	112		0.1		55	135	20	---	---	---	---	---		---	---	---		---		---	---	---
Nitrobenzene-d5	90%	---	---	92		---	---	90		---		10	150	---	---	---	---	---	---		---	---	---		---		---	---	---
2-Fluorobiphenyl	82%	---	---	85		---	---	82		---		20	111	---	---	---	---	---	---		---	---	---		---		---	---	---
Terphenyl-d14	106%	---	---	108		---	---	108		---		44	115	---	---	---	---	---	---		---	---	---		---		---	---	---

Conc = ug/L unless otherwise noted
C = QC Code, see Qualifer Sheet
Parent Result is reported down to MDL in order to allow Validation of this worksheet
The %R and RPD results are calculated from raw data values with more significant figures than are reported on this form.

Report Date: 10/18/2006
QC Batch Number: 15056

Pace Analytical
www.pacelabs.com

Pace Analytical Services, Inc.
1700 Elm Street, Suite 200
Minneapolis, MN 55414
Phone: (612)607-1700
Fax: (612)607-6444

October 17, 2006

Client Services
Pace Analytical Green Bay
1241 Bellevue Street
Suite 9
Green Bay, WI 54302

RE: Project: 876558 FOTH & VAN DYKE
Pace Project No.: 1039378

Dear Client Services:
Enclosed are the analytical results for sample(s) received by the laboratory on October 03, 2006. Results reported herein conform to the most current NELAC standards, where applicable, unless otherwise narrated in the body of the report.

If you have any questions concerning this report, please feel free to contact me.

Sincerely,

Jane Eilders

Jane Eilders

jane.eilders@pacelabs.com
Project Coordinator

Illinois Certification #: 200011
Iowa Certification #: 368
Minnesota Certification #: 027-053-137
Wisconsin Certification #: 999407970

Enclosures

This report shall not be reproduced, except in full,
without the written consent of Pace Analytical Services, Inc..

nelac

Pace Analytical Services, Inc.
1700 Elm Street, Suite 200
Minneapolis, MN 55414
Phone: (612)607-1700
Fax: (612)607-6444

SAMPLE SUMMARY

Project: 876558 FOTH & VAN DYKE
Pace Project No.: 1039378

Lab ID	Sample ID	Matrix	Date Collected	Date Received
876558005	SB628-14-16'	Solid	09/26/06 00:00	10/03/06 09:00
876558006	SB640-14-16'	Solid	09/26/06 00:00	10/03/06 09:00
876558007	SB641-19-21'	Solid	09/26/06 00:00	10/03/06 09:00
876558008	SB617-4-7'	Solid	09/26/06 00:00	10/03/06 09:00
876558009	KMW-10-0.9-4'	Solid	09/26/06 00:00	10/03/06 09:00
876558010	KMW-3-6-7'	Solid	09/26/06 00:00	10/03/06 09:00
876558011	KSB-15-3.5-4'	Solid	09/26/06 00:00	10/03/06 09:00
876558012	SB628-29-31'	Solid	09/25/06 00:00	10/03/06 09:00
876558013	KSB-14-11.5-12'	Solid	09/25/06 00:00	10/03/06 09:00
876558014	SB627-24-26'	Solid	09/25/06 00:00	10/03/06 09:00
876558015	SB642-34-36'	Solid	09/25/06 00:00	10/03/06 09:00

This report shall not be reproduced, except in full,
without the written consent of Pace Analytical Services, Inc..

Pace Analytical Services, Inc.
1700 Elm Street, Suite 200
Minneapolis, MN 55414
Phone: (612)607-1700
Fax: (612)607-6444

SAMPLE ANALYTE COUNT

Project: 876558 FOTH & VAN DYKE
Pace Project No.: 1039378

Lab ID	Sample ID	Method	Analytes Reported
876558005	SB628-14-16'	% Moisture	1
		EPA 6020	22
		EPA 7471	1
876558006	SB640-14-16'	% Moisture	1
		EPA 6020	22
		EPA 7471	1
876558007	SB641-19-21'	% Moisture	1
		EPA 6020	22
		EPA 7471	1
876558008	SB617-4-7'	% Moisture	1
		EPA 6020	22
		EPA 7471	1
876558009	KMW-10-0.9-4'	% Moisture	1
		EPA 6020	22
		EPA 7471	1
876558010	KMW-3-6-7'	% Moisture	1
		EPA 6020	22
		EPA 7471	1
876558011	KSB-15-3.5-4'	% Moisture	1
		EPA 6020	22
		EPA 7471	1
876558012	SB628-29-31'	% Moisture	1
		EPA 6020	22
		EPA 7471	1
876558013	KSB-14-11.5-12'	% Moisture	1
		EPA 6020	22
		EPA 7471	1
876558014	SB627-24-26'	% Moisture	1
		EPA 6020	22
		EPA 7471	1
876558015	SB642-34-36'	% Moisture	1
		EPA 6020	22
		EPA 7471	1

This report shall not be reproduced, except in full,
without the written consent of Pace Analytical Services, Inc..

Pace Analytical
www.pacelabs.com

Pace Analytical Services, Inc.
1700 Elm Street, Suite 200
Minneapolis, MN 55414
Phone: (612)607-1700
Fax: (612)607-6444

ANALYTICAL RESULTS

Project: 876558 FOTH & VAN DYKE
Pace Project No.: 1039378

Sample: SB628-14-16' **Lab ID: 876558005** Collected: 09/26/06 00:00 Received: 10/03/06 09:00 Matrix: Solid

Solid results reported on dry weight basis

Parameters	Results	Units	Report Limit	MDL	DF	Prepared	Analyzed	CAS No.	Qual
6020 MET ICPMS	Analytical Method: EPA 6020 Preparation Method: EPA 3020								
Aluminum	**5640**	mg/kg	529	264	2500	10/04/06 00:00	10/13/06 01:06	7429-90-5	
Antimony	**0.27**	mg/kg	0.11	0.053	20	10/04/06 00:00	10/11/06 16:24	7440-36-0	B
Arsenic	**2.6**	mg/kg	0.11	0.053	20	10/04/06 00:00	10/11/06 16:24	7440-38-2	
Barium	**13.7**	mg/kg	0.11	0.053	20	10/04/06 00:00	10/11/06 16:24	7440-39-3	
Beryllium	**1.3**	mg/kg	0.21	0.11	20	10/04/06 00:00	10/11/06 16:24	7440-41-7	
Boron	**4.6**	mg/kg	2.1	1.1	20	10/04/06 00:00	10/11/06 16:24	7440-42-8	
Cadmium	ND	mg/kg	0.11	0.053	20	10/04/06 00:00	10/11/06 16:24	7440-43-9	
Chromium	**24.6**	mg/kg	0.53	0.26	20	10/04/06 00:00	10/11/06 16:24	7440-47-3	
Cobalt	**8.0**	mg/kg	0.11	0.053	20	10/04/06 00:00	10/11/06 16:24	7440-48-4	
Copper	**21.5**	mg/kg	0.42	0.21	20	10/04/06 00:00	10/11/06 16:24	7440-50-8	
Iron	**79900**	mg/kg	6610	3310	2500	10/04/06 00:00	10/13/06 01:06	7439-89-6	
Lead	**5.1**	mg/kg	0.11	0.053	20	10/04/06 00:00	10/11/06 16:24	7439-92-1	
Lithium	**9.4**	mg/kg	0.11	0.053	20	10/04/06 00:00	10/11/06 16:24	7439-93-2	
Magnesium	**2830**	mg/kg	52.9	26.4	200	10/04/06 00:00	10/11/06 16:28	7439-95-4	
Manganese	**333**	mg/kg	5.3	2.6	200	10/04/06 00:00	10/11/06 16:28	7439-96-5	
Molybdenum	**2.3**	mg/kg	0.11	0.053	20	10/04/06 00:00	10/11/06 16:24	7439-98-7	
Nickel	**43.1**	mg/kg	0.21	0.11	20	10/04/06 00:00	10/11/06 16:24	7440-02-0	
Selenium	**0.35J**	mg/kg	0.53	0.26	20	10/04/06 00:00	10/11/06 16:24	7782-49-2	
Silver	**0.69**	mg/kg	0.21	0.11	20	10/04/06 00:00	10/11/06 16:24	7440-22-4	B
Thallium	ND	mg/kg	0.11	0.053	20	10/04/06 00:00	10/11/06 16:24	7440-28-0	
Vanadium	**22.2**	mg/kg	2.1	1.1	20	10/04/06 00:00	10/11/06 16:24	7440-62-2	
Zinc	**16.0**	mg/kg	5.3	2.6	20	10/04/06 00:00	10/11/06 16:24	7440-66-6	
7471 Mercury	Analytical Method: EPA 7471 Preparation Method: EPA 7471								
Mercury	ND	mg/kg	0.025	0.013	1	10/04/06 00:00	10/05/06 09:19	7439-97-6	
Dry Weight	Analytical Method: % Moisture								
Percent Moisture	**23.1**	%	0.10	0.10	1		10/03/06 00:00		

Sample: SB640-14-16' **Lab ID: 876558006** Collected: 09/26/06 00:00 Received: 10/03/06 09:00 Matrix: Solid

Solid results reported on dry weight basis

Parameters	Results	Units	Report Limit	MDL	DF	Prepared	Analyzed	CAS No.	Qual
6020 MET ICPMS	Analytical Method: EPA 6020 Preparation Method: EPA 3020								
Aluminum	**2880**	mg/kg	106	53.0	500	10/04/06 00:00	10/13/06 01:10	7429-90-5	
Antimony	**0.11**	mg/kg	0.11	0.053	20	10/04/06 00:00	10/11/06 16:32	7440-36-0	B
Arsenic	**0.95**	mg/kg	0.11	0.053	20	10/04/06 00:00	10/11/06 16:32	7440-38-2	
Barium	**3.6**	mg/kg	0.11	0.053	20	10/04/06 00:00	10/11/06 16:32	7440-39-3	
Beryllium	**0.70**	mg/kg	0.21	0.11	20	10/04/06 00:00	10/11/06 16:32	7440-41-7	
Boron	**2.9**	mg/kg	2.1	1.1	20	10/04/06 00:00	10/11/06 16:32	7440-42-8	
Cadmium	ND	mg/kg	0.11	0.053	20	10/04/06 00:00	10/11/06 16:32	7440-43-9	
Chromium	**8.6**	mg/kg	0.53	0.27	20	10/04/06 00:00	10/11/06 16:32	7440-47-3	

This report shall not be reproduced, except in full,
without the written consent of Pace Analytical Services, Inc..

nelac

Pace Analytical Services, Inc.
1700 Elm Street, Suite 200
Minneapolis, MN 55414
Phone: (612)607-1700
Fax: (612)607-6444

ANALYTICAL RESULTS

Project: 876558 FOTH & VAN DYKE
Pace Project No.: 1039378

Sample: SB640-14-16' **Lab ID: 876558006** Collected: 09/26/06 00:00 Received: 10/03/06 09:00 Matrix: Solid

Solid results reported on dry weight basis

Parameters	Results	Units	Report Limit	MDL	DF	Prepared	Analyzed	CAS No.	Qual
6020 MET ICPMS	Analytical Method: EPA 6020 Preparation Method: EPA 3020								
Cobalt	**4.0**	mg/kg	0.11	0.053	20	10/04/06 00:00	10/11/06 16:32	7440-48-4	
Copper	**10.5**	mg/kg	0.42	0.21	20	10/04/06 00:00	10/11/06 16:32	7440-50-8	
Iron	**24100**	mg/kg	530	265	200	10/04/06 00:00	10/11/06 16:36	7439-89-6	
Lead	**1.2**	mg/kg	0.11	0.053	20	10/04/06 00:00	10/11/06 16:32	7439-92-1	
Lithium	**5.7**	mg/kg	0.11	0.053	20	10/04/06 00:00	10/11/06 16:32	7439-93-2	
Magnesium	**1790**	mg/kg	5.3	2.7	20	10/04/06 00:00	10/11/06 16:32	7439-95-4	
Manganese	**216**	mg/kg	5.3	2.7	200	10/04/06 00:00	10/11/06 16:36	7439-96-5	
Molybdenum	**0.70**	mg/kg	0.11	0.053	20	10/04/06 00:00	10/11/06 16:32	7439-98-7	
Nickel	**11.2**	mg/kg	0.21	0.11	20	10/04/06 00:00	10/11/06 16:32	7440-02-0	
Selenium	ND	mg/kg	0.53	0.27	20	10/04/06 00:00	10/11/06 16:32	7782-49-2	
Silver	**0.33**	mg/kg	0.21	0.11	20	10/04/06 00:00	10/11/06 16:32	7440-22-4	B
Thallium	ND	mg/kg	0.11	0.053	20	10/04/06 00:00	10/11/06 16:32	7440-28-0	
Vanadium	**9.7**	mg/kg	2.1	1.1	20	10/04/06 00:00	10/11/06 16:32	7440-62-2	
Zinc	**11.2**	mg/kg	5.3	2.7	20	10/04/06 00:00	10/11/06 16:32	7440-66-6	
7471 Mercury	Analytical Method: EPA 7471 Preparation Method: EPA 7471								
Mercury	ND	mg/kg	0.019	0.0095	1	10/04/06 00:00	10/05/06 09:23	7439-97-6	
Dry Weight	Analytical Method: % Moisture								
Percent Moisture	**18.7**	%	0.10	0.10	1		10/03/06 00:00		

Sample: SB641-19-21' **Lab ID: 876558007** Collected: 09/26/06 00:00 Received: 10/03/06 09:00 Matrix: Solid

Solid results reported on dry weight basis

Parameters	Results	Units	Report Limit	MDL	DF	Prepared	Analyzed	CAS No.	Qual
6020 MET ICPMS	Analytical Method: EPA 6020 Preparation Method: EPA 3020								
Aluminum	**1860**	mg/kg	43.0	21.5	200	10/04/06 00:00	10/11/06 16:45	7429-90-5	
Antimony	**0.089J**	mg/kg	0.11	0.054	20	10/04/06 00:00	10/11/06 16:41	7440-36-0	
Arsenic	**0.91**	mg/kg	0.11	0.054	20	10/04/06 00:00	10/11/06 16:41	7440-38-2	
Barium	**3.0**	mg/kg	0.11	0.054	20	10/04/06 00:00	10/11/06 16:41	7440-39-3	
Beryllium	**0.49**	mg/kg	0.22	0.11	20	10/04/06 00:00	10/11/06 16:41	7440-41-7	
Boron	**2.0J**	mg/kg	2.2	1.1	20	10/04/06 00:00	10/11/06 16:41	7440-42-8	
Cadmium	ND	mg/kg	0.11	0.054	20	10/04/06 00:00	10/11/06 16:41	7440-43-9	
Chromium	**6.7**	mg/kg	0.54	0.27	20	10/04/06 00:00	10/11/06 16:41	7440-47-3	
Cobalt	**2.6**	mg/kg	0.11	0.054	20	10/04/06 00:00	10/11/06 16:41	7440-48-4	
Copper	**7.3**	mg/kg	0.43	0.22	20	10/04/06 00:00	10/11/06 16:41	7440-50-8	
Iron	**30900**	mg/kg	1340	672	500	10/04/06 00:00	10/13/06 01:14	7439-89-6	
Lead	**2.5**	mg/kg	0.11	0.054	20	10/04/06 00:00	10/11/06 16:41	7439-92-1	
Lithium	**5.0**	mg/kg	0.11	0.054	20	10/04/06 00:00	10/11/06 16:41	7439-93-2	
Magnesium	**1150**	mg/kg	5.4	2.7	20	10/04/06 00:00	10/11/06 16:41	7439-95-4	
Manganese	**130**	mg/kg	0.54	0.27	20	10/04/06 00:00	10/11/06 16:41	7439-96-5	
Molybdenum	**0.94**	mg/kg	0.11	0.054	20	10/04/06 00:00	10/11/06 16:41	7439-98-7	

This report shall not be reproduced, except in full,
without the written consent of Pace Analytical Services, Inc..

Pace Analytical®
www.pacelabs.com

Pace Analytical Services, Inc.
1700 Elm Street, Suite 200
Minneapolis, MN 55414
Phone: (612)607-1700
Fax: (612)607-6444

ANALYTICAL RESULTS

Project: 876558 FOTH & VAN DYKE
Pace Project No.: 1039378

Sample: SB641-19-21' Lab ID: 876558007 Collected: 09/26/06 00:00 Received: 10/03/06 09:00 Matrix: Solid

Solid results reported on dry weight basis

Parameters	Results	Units	Report Limit	MDL	DF	Prepared	Analyzed	CAS No.	Qual
6020 MET ICPMS	Analytical Method: EPA 6020 Preparation Method: EPA 3020								
Nickel	**9.7**	mg/kg	0.22	0.11	20	10/04/06 00:00	10/11/06 16:41	7440-02-0	
Selenium	**0.33J**	mg/kg	0.54	0.27	20	10/04/06 00:00	10/11/06 16:41	7782-49-2	
Silver	**0.24**	mg/kg	0.22	0.11	20	10/04/06 00:00	10/11/06 16:41	7440-22-4	B
Thallium	ND	mg/kg	0.11	0.054	20	10/04/06 00:00	10/11/06 16:41	7440-28-0	
Vanadium	**10.0**	mg/kg	2.2	1.1	20	10/04/06 00:00	10/11/06 16:41	7440-62-2	
Zinc	**7.9**	mg/kg	5.4	2.7	20	10/04/06 00:00	10/11/06 16:41	7440-66-6	
7471 Mercury	Analytical Method: EPA 7471 Preparation Method: EPA 7471								
Mercury	ND	mg/kg	0.021	0.010	1	10/04/06 00:00	10/05/06 09:27	7439-97-6	
Dry Weight	Analytical Method: % Moisture								
Percent Moisture	**19.1**	%	0.10	0.10	1		10/03/06 00:00		

Sample: SB617-4-7' Lab ID: 876558008 Collected: 09/26/06 00:00 Received: 10/03/06 09:00 Matrix: Solid

Solid results reported on dry weight basis

Parameters	Results	Units	Report Limit	MDL	DF	Prepared	Analyzed	CAS No.	Qual
6020 MET ICPMS	Analytical Method: EPA 6020 Preparation Method: EPA 3020								
Aluminum	**1940**	mg/kg	81.6	40.8	500	10/04/06 00:00	10/13/06 01:18	7429-90-5	
Antimony	**0.067J**	mg/kg	0.082	0.041	20	10/04/06 00:00	10/11/06 16:49	7440-36-0	
Arsenic	**0.75**	mg/kg	0.082	0.041	20	10/04/06 00:00	10/11/06 16:49	7440-38-2	
Barium	**6.6**	mg/kg	0.082	0.041	20	10/04/06 00:00	10/11/06 16:49	7440-39-3	
Beryllium	**0.36**	mg/kg	0.16	0.082	20	10/04/06 00:00	10/11/06 16:49	7440-41-7	
Boron	**5.7**	mg/kg	1.6	0.82	20	10/04/06 00:00	10/11/06 16:49	7440-42-8	
Cadmium	ND	mg/kg	0.082	0.041	20	10/04/06 00:00	10/11/06 16:49	7440-43-9	
Chromium	**8.1**	mg/kg	0.41	0.20	20	10/04/06 00:00	10/11/06 16:49	7440-47-3	
Cobalt	**2.0**	mg/kg	0.082	0.041	20	10/04/06 00:00	10/11/06 16:49	7440-48-4	
Copper	**15.4**	mg/kg	0.33	0.16	20	10/04/06 00:00	10/11/06 16:49	7440-50-8	
Iron	**12800**	mg/kg	408	204	200	10/04/06 00:00	10/11/06 16:53	7439-89-6	
Lead	**2.2**	mg/kg	0.082	0.041	20	10/04/06 00:00	10/11/06 16:49	7439-92-1	
Lithium	**5.1**	mg/kg	0.082	0.041	20	10/04/06 00:00	10/11/06 16:49	7439-93-2	
Magnesium	**864**	mg/kg	4.1	2.0	20	10/04/06 00:00	10/11/06 16:49	7439-95-4	
Manganese	**33.0**	mg/kg	0.41	0.20	20	10/04/06 00:00	10/11/06 16:49	7439-96-5	
Molybdenum	**1.2**	mg/kg	0.082	0.041	20	10/04/06 00:00	10/11/06 16:49	7439-98-7	
Nickel	**5.8**	mg/kg	0.16	0.082	20	10/04/06 00:00	10/11/06 16:49	7440-02-0	
Selenium	**0.23J**	mg/kg	0.41	0.20	20	10/04/06 00:00	10/11/06 16:49	7782-49-2	
Silver	**0.17**	mg/kg	0.16	0.082	20	10/04/06 00:00	10/11/06 16:49	7440-22-4	B
Thallium	ND	mg/kg	0.082	0.041	20	10/04/06 00:00	10/11/06 16:49	7440-28-0	
Vanadium	**11.4**	mg/kg	1.6	0.82	20	10/04/06 00:00	10/11/06 16:49	7440-62-2	
Zinc	**2.7J**	mg/kg	4.1	2.0	20	10/04/06 00:00	10/11/06 16:49	7440-66-6	

This report shall not be reproduced, except in full,
without the written consent of Pace Analytical Services, Inc..

ACCREDITED IN ACCORDANCE WITH nelac

Pace Analytical Services, Inc.
1700 Elm Street, Suite 200
Minneapolis, MN 55414
Phone: (612)607-1700
Fax: (612)607-6444

ANALYTICAL RESULTS

Project: 876558 FOTH & VAN DYKE
Pace Project No.: 1039378

Sample: SB617-4-7' **Lab ID: 876558008** Collected: 09/26/06 00:00 Received: 10/03/06 09:00 Matrix: Solid

Solid results reported on dry weight basis

Parameters	Results	Units	Report Limit	MDL	DF	Prepared	Analyzed	CAS No.	Qual
7471 Mercury	Analytical Method: EPA 7471 Preparation Method: EPA 7471								
Mercury	ND	mg/kg	0.021	0.011	1	10/04/06 00:00	10/05/06 09:28	7439-97-6	
Dry Weight	Analytical Method: % Moisture								
Percent Moisture	**5.7**	%	0.10	0.10	1		10/03/06 00:00		

Sample: KMW-10-0.9-4' **Lab ID: 876558009** Collected: 09/26/06 00:00 Received: 10/03/06 09:00 Matrix: Solid

Solid results reported on dry weight basis

Parameters	Results	Units	Report Limit	MDL	DF	Prepared	Analyzed	CAS No.	Qual
6020 MET ICPMS	Analytical Method: EPA 6020 Preparation Method: EPA 3020								
Aluminum	**3140**	mg/kg	103	51.4	500	10/04/06 00:00	10/13/06 13:14	7429-90-5	
Antimony	**0.12**	mg/kg	0.10	0.051	20	10/04/06 00:00	10/11/06 17:25	7440-36-0	B
Arsenic	**4.3**	mg/kg	0.10	0.051	20	10/04/06 00:00	10/11/06 17:25	7440-38-2	
Barium	**16.0**	mg/kg	0.10	0.051	20	10/04/06 00:00	10/11/06 17:25	7440-39-3	
Beryllium	**0.29**	mg/kg	0.21	0.10	20	10/04/06 00:00	10/11/06 17:25	7440-41-7	
Boron	**2.7**	mg/kg	2.1	1.0	20	10/04/06 00:00	10/11/06 17:25	7440-42-8	
Cadmium	ND	mg/kg	0.10	0.051	20	10/04/06 00:00	10/11/06 17:25	7440-43-9	
Chromium	**12.5**	mg/kg	0.51	0.26	20	10/04/06 00:00	10/11/06 17:25	7440-47-3	
Cobalt	**4.1**	mg/kg	0.10	0.051	20	10/04/06 00:00	10/11/06 17:25	7440-48-4	
Copper	**13.6**	mg/kg	0.41	0.21	20	10/04/06 00:00	10/11/06 17:25	7440-50-8	
Iron	**11400**	mg/kg	514	257	200	10/04/06 00:00	10/11/06 17:29	7439-89-6	
Lead	**2.0**	mg/kg	0.10	0.051	20	10/04/06 00:00	10/11/06 17:25	7439-92-1	
Lithium	**4.6**	mg/kg	0.10	0.051	20	10/04/06 00:00	10/11/06 17:25	7439-93-2	
Magnesium	**1860**	mg/kg	5.1	2.6	20	10/04/06 00:00	10/11/06 17:25	7439-95-4	
Manganese	**187**	mg/kg	0.51	0.26	20	10/04/06 00:00	10/11/06 17:25	7439-96-5	
Molybdenum	**1.4**	mg/kg	0.10	0.051	20	10/04/06 00:00	10/11/06 17:25	7439-98-7	
Nickel	**10.8**	mg/kg	0.21	0.10	20	10/04/06 00:00	10/11/06 17:25	7440-02-0	
Selenium	ND	mg/kg	0.51	0.26	20	10/04/06 00:00	10/11/06 17:25	7782-49-2	
Silver	**0.82**	mg/kg	0.21	0.10	20	10/04/06 00:00	10/11/06 17:25	7440-22-4	B
Thallium	ND	mg/kg	0.10	0.051	20	10/04/06 00:00	10/11/06 17:25	7440-28-0	
Vanadium	**14.9**	mg/kg	2.1	1.0	20	10/04/06 00:00	10/11/06 17:25	7440-62-2	
Zinc	**14.4**	mg/kg	5.1	2.6	20	10/04/06 00:00	10/11/06 17:25	7440-66-6	
7471 Mercury	Analytical Method: EPA 7471 Preparation Method: EPA 7471								
Mercury	ND	mg/kg	0.018	0.0089	1	10/04/06 00:00	10/05/06 09:30	7439-97-6	
Dry Weight	Analytical Method: % Moisture								
Percent Moisture	**3.6**	%	0.10	0.10	1		10/03/06 00:00		

This report shall not be reproduced, except in full,
without the written consent of Pace Analytical Services, Inc..

Pace Analytical®
www.pacelabs.com

Pace Analytical Services, Inc.
1700 Elm Street, Suite 200
Minneapolis, MN 55414
Phone: (612)607-1700
Fax: (612)607-6444

ANALYTICAL RESULTS

Project: 876558 FOTH & VAN DYKE
Pace Project No.: 1039378

Sample: KMW-3-6-7' **Lab ID: 876558010** Collected: 09/26/06 00:00 Received: 10/03/06 09:00 Matrix: Solid

Solid results reported on dry weight basis

Parameters	Results	Units	Report Limit	MDL	DF	Prepared	Analyzed	CAS No.	Qual
6020 MET ICPMS	Analytical Method: EPA 6020 Preparation Method: EPA 3020								
Aluminum	**8780**	mg/kg	496	248	2500	10/04/06 00:00	10/13/06 13:18	7429-90-5	
Antimony	**0.17**	mg/kg	0.099	0.050	20	10/04/06 00:00	10/11/06 17:33	7440-36-0	B
Arsenic	**6.9**	mg/kg	0.099	0.050	20	10/04/06 00:00	10/11/06 17:33	7440-38-2	
Barium	**38.5**	mg/kg	0.099	0.050	20	10/04/06 00:00	10/11/06 17:33	7440-39-3	
Beryllium	**0.42**	mg/kg	0.20	0.099	20	10/04/06 00:00	10/11/06 17:33	7440-41-7	
Boron	**3.2**	mg/kg	2.0	0.99	20	10/04/06 00:00	10/11/06 17:33	7440-42-8	
Cadmium	ND	mg/kg	0.099	0.050	20	10/04/06 00:00	10/11/06 17:33	7440-43-9	
Chromium	**21.6**	mg/kg	0.50	0.25	20	10/04/06 00:00	10/11/06 17:33	7440-47-3	
Cobalt	**8.2**	mg/kg	0.099	0.050	20	10/04/06 00:00	10/11/06 17:33	7440-48-4	
Copper	**20.0**	mg/kg	0.40	0.20	20	10/04/06 00:00	10/11/06 17:33	7440-50-8	
Iron	**23800**	mg/kg	496	248	200	10/04/06 00:00	10/11/06 17:37	7439-89-6	
Lead	**3.6**	mg/kg	0.099	0.050	20	10/04/06 00:00	10/11/06 17:33	7439-92-1	
Lithium	**10.1**	mg/kg	0.099	0.050	20	10/04/06 00:00	10/11/06 17:33	7439-93-2	
Magnesium	**3840**	mg/kg	49.6	24.8	200	10/04/06 00:00	10/11/06 17:37	7439-95-4	
Manganese	**441**	mg/kg	5.0	2.5	200	10/04/06 00:00	10/11/06 17:37	7439-96-5	
Molybdenum	**0.59**	mg/kg	0.099	0.050	20	10/04/06 00:00	10/11/06 17:33	7439-98-7	
Nickel	**21.7**	mg/kg	0.20	0.099	20	10/04/06 00:00	10/11/06 17:33	7440-02-0	
Selenium	ND	mg/kg	0.50	0.25	20	10/04/06 00:00	10/11/06 17:33	7782-49-2	
Silver	**0.29**	mg/kg	0.20	0.099	20	10/04/06 00:00	10/11/06 17:33	7440-22-4	B
Thallium	**0.065J**	mg/kg	0.099	0.050	20	10/04/06 00:00	10/11/06 17:33	7440-28-0	
Vanadium	**35.6**	mg/kg	2.0	0.99	20	10/04/06 00:00	10/11/06 17:33	7440-62-2	
Zinc	**20.2**	mg/kg	5.0	2.5	20	10/04/06 00:00	10/11/06 17:33	7440-66-6	
7471 Mercury	Analytical Method: EPA 7471 Preparation Method: EPA 7471								
Mercury	**0.017J**	mg/kg	0.019	0.0095	1	10/04/06 00:00	10/05/06 09:31	7439-97-6	
Dry Weight	Analytical Method: % Moisture								
Percent Moisture	**7.5**	%	0.10	0.10	1		10/03/06 00:00		

Sample: KSB-15-3.5-4' **Lab ID: 876558011** Collected: 09/26/06 00:00 Received: 10/03/06 09:00 Matrix: Solid

Solid results reported on dry weight basis

Parameters	Results	Units	Report Limit	MDL	DF	Prepared	Analyzed	CAS No.	Qual
6020 MET ICPMS	Analytical Method: EPA 6020 Preparation Method: EPA 3020								
Aluminum	**10800**	mg/kg	499	249	2500	10/04/06 00:00	10/13/06 01:22	7429-90-5	
Antimony	**0.18**	mg/kg	0.10	0.050	20	10/04/06 00:00	10/11/06 17:41	7440-36-0	B
Arsenic	**2.8**	mg/kg	0.10	0.050	20	10/04/06 00:00	10/11/06 17:41	7440-38-2	
Barium	**30.3**	mg/kg	0.10	0.050	20	10/04/06 00:00	10/11/06 17:41	7440-39-3	
Beryllium	**0.28**	mg/kg	0.20	0.10	20	10/04/06 00:00	10/11/06 17:41	7440-41-7	
Boron	**2.6**	mg/kg	2.0	1.0	20	10/04/06 00:00	10/11/06 17:41	7440-42-8	
Cadmium	ND	mg/kg	0.10	0.050	20	10/04/06 00:00	10/11/06 17:41	7440-43-9	
Chromium	**37.6**	mg/kg	0.50	0.25	20	10/04/06 00:00	10/11/06 17:41	7440-47-3	

This report shall not be reproduced, except in full,
without the written consent of Pace Analytical Services, Inc..

ACCREDITED IN ACCORDANCE WITH nelac

Pace Analytical®
www.pacelabs.com

Pace Analytical Services, Inc.
1700 Elm Street, Suite 200
Minneapolis, MN 55414
Phone: (612)607-1700
Fax: (612)607-6444

ANALYTICAL RESULTS

Project: 876558 FOTH & VAN DYKE
Pace Project No.: 1039378

Sample: KSB-15-3.5-4' **Lab ID: 876558011** Collected: 09/26/06 00:00 Received: 10/03/06 09:00 Matrix: Solid

Solid results reported on dry weight basis

Parameters	Results	Units	Report Limit	MDL	DF	Prepared	Analyzed	CAS No.	Qual
6020 MET ICPMS	Analytical Method: EPA 6020 Preparation Method: EPA 3020								
Cobalt	**12.6**	mg/kg	0.10	0.050	20	10/04/06 00:00	10/11/06 17:41	7440-48-4	
Copper	**32.1**	mg/kg	0.40	0.20	20	10/04/06 00:00	10/11/06 17:41	7440-50-8	
Iron	**34600**	mg/kg	6230	3120	2500	10/04/06 00:00	10/13/06 01:22	7439-89-6	
Lead	**5.4**	mg/kg	0.10	0.050	20	10/04/06 00:00	10/11/06 17:41	7439-92-1	
Lithium	**15.6**	mg/kg	0.10	0.050	20	10/04/06 00:00	10/11/06 17:41	7439-93-2	
Magnesium	**7600**	mg/kg	49.9	24.9	200	10/04/06 00:00	10/11/06 17:46	7439-95-4	
Manganese	**265**	mg/kg	5.0	2.5	200	10/04/06 00:00	10/11/06 17:46	7439-96-5	
Molybdenum	**2.2**	mg/kg	0.10	0.050	20	10/04/06 00:00	10/11/06 17:41	7439-98-7	
Nickel	**49.7**	mg/kg	0.20	0.10	20	10/04/06 00:00	10/11/06 17:41	7440-02-0	
Selenium	ND	mg/kg	0.50	0.25	20	10/04/06 00:00	10/11/06 17:41	7782-49-2	
Silver	**0.25**	mg/kg	0.20	0.10	20	10/04/06 00:00	10/11/06 17:41	7440-22-4	B
Thallium	ND	mg/kg	0.10	0.050	20	10/04/06 00:00	10/11/06 17:41	7440-28-0	
Vanadium	**35.6**	mg/kg	2.0	1.0	20	10/04/06 00:00	10/11/06 17:41	7440-62-2	
Zinc	**58.2**	mg/kg	5.0	2.5	20	10/04/06 00:00	10/11/06 17:41	7440-66-6	
7471 Mercury	Analytical Method: EPA 7471 Preparation Method: EPA 7471								
Mercury	ND	mg/kg	0.017	0.0086	1	10/04/06 00:00	10/05/06 09:32	7439-97-6	
Dry Weight	Analytical Method: % Moisture								
Percent Moisture	**0.72**	%	0.10	0.10	1		10/03/06 00:00		

Sample: SB628-29-31' **Lab ID: 876558012** Collected: 09/25/06 00:00 Received: 10/03/06 09:00 Matrix: Solid

Solid results reported on dry weight basis

Parameters	Results	Units	Report Limit	MDL	DF	Prepared	Analyzed	CAS No.	Qual
6020 MET ICPMS	Analytical Method: EPA 6020 Preparation Method: EPA 3020								
Aluminum	**1800**	mg/kg	40.3	20.2	200	10/04/06 00:00	10/11/06 17:54	7429-90-5	
Antimony	**0.051J**	mg/kg	0.10	0.050	20	10/04/06 00:00	10/11/06 17:50	7440-36-0	
Arsenic	**0.94**	mg/kg	0.10	0.050	20	10/04/06 00:00	10/11/06 17:50	7440-38-2	
Barium	**1.3**	mg/kg	0.10	0.050	20	10/04/06 00:00	10/11/06 17:50	7440-39-3	
Beryllium	**0.61**	mg/kg	0.20	0.10	20	10/04/06 00:00	10/11/06 17:50	7440-41-7	
Boron	**2.8**	mg/kg	2.0	1.0	20	10/04/06 00:00	10/11/06 17:50	7440-42-8	
Cadmium	ND	mg/kg	0.10	0.050	20	10/04/06 00:00	10/11/06 17:50	7440-43-9	
Chromium	**3.7**	mg/kg	0.50	0.25	20	10/04/06 00:00	10/11/06 17:50	7440-47-3	
Cobalt	**2.8**	mg/kg	0.10	0.050	20	10/04/06 00:00	10/11/06 17:50	7440-48-4	
Copper	**12.7**	mg/kg	0.40	0.20	20	10/04/06 00:00	10/11/06 17:50	7440-50-8	
Iron	**19600**	mg/kg	504	252	200	10/04/06 00:00	10/11/06 17:54	7439-89-6	
Lead	**1.2**	mg/kg	0.10	0.050	20	10/04/06 00:00	10/11/06 17:50	7439-92-1	
Lithium	**5.3**	mg/kg	0.10	0.050	20	10/04/06 00:00	10/11/06 17:50	7439-93-2	
Magnesium	**1020**	mg/kg	5.0	2.5	20	10/04/06 00:00	10/11/06 17:50	7439-95-4	
Manganese	**127**	mg/kg	0.50	0.25	20	10/04/06 00:00	10/11/06 17:50	7439-96-5	
Molybdenum	**0.58**	mg/kg	0.10	0.050	20	10/04/06 00:00	10/11/06 17:50	7439-98-7	

This report shall not be reproduced, except in full,
without the written consent of Pace Analytical Services, Inc..

ACCREDITED IN ACCORDANCE WITH nelac

Pace Analytical Services, Inc.
1700 Elm Street, Suite 200
Minneapolis, MN 55414
Phone: (612)607-1700
Fax: (612)607-6444

ANALYTICAL RESULTS

Project: 876558 FOTH & VAN DYKE
Pace Project No.: 1039378

Sample: SB628-29-31' **Lab ID: 876558012** Collected: 09/25/06 00:00 Received: 10/03/06 09:00 Matrix: Solid

Solid results reported on dry weight basis

Parameters	Results	Units	Report Limit	MDL	DF	Prepared	Analyzed	CAS No.	Qual
6020 MET ICPMS	Analytical Method: EPA 6020 Preparation Method: EPA 3020								
Nickel	**6.9**	mg/kg	0.20	0.10	20	10/04/06 00:00	10/11/06 17:50	7440-02-0	
Selenium	**0.29J**	mg/kg	0.50	0.25	20	10/04/06 00:00	10/11/06 17:50	7782-49-2	
Silver	**0.12J**	mg/kg	0.20	0.10	20	10/04/06 00:00	10/11/06 17:50	7440-22-4	
Thallium	ND	mg/kg	0.10	0.050	20	10/04/06 00:00	10/11/06 17:50	7440-28-0	
Vanadium	**6.6**	mg/kg	2.0	1.0	20	10/04/06 00:00	10/11/06 17:50	7440-62-2	
Zinc	**10.5**	mg/kg	5.0	2.5	20	10/04/06 00:00	10/11/06 17:50	7440-66-6	
7471 Mercury	Analytical Method: EPA 7471 Preparation Method: EPA 7471								
Mercury	ND	mg/kg	0.025	0.012	1	10/04/06 00:00	10/05/06 09:34	7439-97-6	
Dry Weight	Analytical Method: % Moisture								
Percent Moisture	**18.7**	%	0.10	0.10	1		10/03/06 00:00		

Sample: KSB-14-11.5-12' **Lab ID: 876558013** Collected: 09/25/06 00:00 Received: 10/03/06 09:00 Matrix: Solid

Solid results reported on dry weight basis

Parameters	Results	Units	Report Limit	MDL	DF	Prepared	Analyzed	CAS No.	Qual
6020 MET ICPMS	Analytical Method: EPA 6020 Preparation Method: EPA 3020								
Aluminum	**17900**	mg/kg	345	173	2000	10/04/06 00:00	10/13/06 10:23	7429-90-5	
Antimony	**0.044J**	mg/kg	0.086	0.043	20	10/04/06 00:00	10/11/06 18:30	7440-36-0	
Arsenic	**2.7**	mg/kg	0.086	0.043	20	10/04/06 00:00	10/11/06 18:30	7440-38-2	
Barium	**124**	mg/kg	0.086	0.043	20	10/04/06 00:00	10/11/06 18:30	7440-39-3	
Beryllium	**0.097J**	mg/kg	0.17	0.086	20	10/04/06 00:00	10/11/06 18:30	7440-41-7	
Boron	**3.8**	mg/kg	3.5	1.7	40	10/04/06 00:00	10/13/06 10:19	7440-42-8	
Cadmium	ND	mg/kg	0.086	0.043	20	10/04/06 00:00	10/11/06 18:30	7440-43-9	
Chromium	**30.9**	mg/kg	0.43	0.22	20	10/04/06 00:00	10/11/06 18:30	7440-47-3	
Cobalt	**19.8**	mg/kg	0.086	0.043	20	10/04/06 00:00	10/11/06 18:30	7440-48-4	
Copper	**21.4**	mg/kg	0.35	0.17	20	10/04/06 00:00	10/11/06 18:30	7440-50-8	
Iron	**31800**	mg/kg	4320	2160	2000	10/04/06 00:00	10/13/06 10:23	7439-89-6	
Lead	**3.9**	mg/kg	0.086	0.043	20	10/04/06 00:00	10/11/06 18:30	7439-92-1	
Lithium	**29.4**	mg/kg	0.17	0.086	40	10/04/06 00:00	10/13/06 10:19	7439-93-2	
Magnesium	**12700**	mg/kg	43.2	21.6	200	10/04/06 00:00	10/11/06 18:34	7439-95-4	
Manganese	**321**	mg/kg	0.86	0.43	40	10/04/06 00:00	10/13/06 10:19	7439-96-5	
Molybdenum	**0.63**	mg/kg	0.086	0.043	20	10/04/06 00:00	10/11/06 18:30	7439-98-7	
Nickel	**54.9**	mg/kg	0.17	0.086	20	10/04/06 00:00	10/11/06 18:30	7440-02-0	
Selenium	ND	mg/kg	0.43	0.22	20	10/04/06 00:00	10/11/06 18:30	7782-49-2	
Silver	**0.71**	mg/kg	0.17	0.086	20	10/04/06 00:00	10/11/06 18:30	7440-22-4	B
Thallium	**0.23**	mg/kg	0.086	0.043	20	10/04/06 00:00	10/11/06 18:30	7440-28-0	
Vanadium	**64.8**	mg/kg	1.7	0.86	20	10/04/06 00:00	10/11/06 18:30	7440-62-2	
Zinc	**40.5**	mg/kg	4.3	2.2	20	10/04/06 00:00	10/11/06 18:30	7440-66-6	

This report shall not be reproduced, except in full,
without the written consent of Pace Analytical Services, Inc..

Pace Analytical®
www.pacelabs.com

Pace Analytical Services, Inc.
1700 Elm Street, Suite 200
Minneapolis, MN 55414
Phone: (612)607-1700
Fax: (612)607-6444

ANALYTICAL RESULTS

Project: 876558 FOTH & VAN DYKE
Pace Project No.: 1039378

Sample: KSB-14-11.5-12' **Lab ID: 876558013** Collected: 09/25/06 00:00 Received: 10/03/06 09:00 Matrix: Solid

Solid results reported on dry weight basis

Parameters	Results	Units	Report Limit	MDL	DF	Prepared	Analyzed	CAS No.	Qual
7471 Mercury	Analytical Method: EPA 7471 Preparation Method: EPA 7471								
Mercury	ND	mg/kg	0.017	0.0087	1	10/04/06 00:00	10/05/06 09:35	7439-97-6	
Dry Weight	Analytical Method: % Moisture								
Percent Moisture	**9.5**	%	0.10	0.10	1		10/03/06 00:00		

Sample: SB627-24-26' **Lab ID: 876558014** Collected: 09/25/06 00:00 Received: 10/03/06 09:00 Matrix: Solid

Solid results reported on dry weight basis

Parameters	Results	Units	Report Limit	MDL	DF	Prepared	Analyzed	CAS No.	Qual
6020 MET ICPMS	Analytical Method: EPA 6020 Preparation Method: EPA 3020								
Aluminum	**2450**	mg/kg	90.2	45.1	500	10/04/06 00:00	10/13/06 10:31	7429-90-5	
Antimony	**0.047J**	mg/kg	0.090	0.045	20	10/04/06 00:00	10/11/06 18:38	7440-36-0	
Arsenic	**1.1**	mg/kg	0.090	0.045	20	10/04/06 00:00	10/11/06 18:38	7440-38-2	
Barium	**1.9**	mg/kg	0.090	0.045	20	10/04/06 00:00	10/11/06 18:38	7440-39-3	
Beryllium	**0.73**	mg/kg	0.18	0.090	20	10/04/06 00:00	10/11/06 18:38	7440-41-7	
Boron	**6.1**	mg/kg	3.6	1.8	40	10/04/06 00:00	10/13/06 10:27	7440-42-8	
Cadmium	ND	mg/kg	0.090	0.045	20	10/04/06 00:00	10/11/06 18:38	7440-43-9	
Chromium	**5.4**	mg/kg	0.45	0.23	20	10/04/06 00:00	10/11/06 18:38	7440-47-3	
Cobalt	**2.7**	mg/kg	0.090	0.045	20	10/04/06 00:00	10/11/06 18:38	7440-48-4	
Copper	**10.7**	mg/kg	0.36	0.18	20	10/04/06 00:00	10/11/06 18:38	7440-50-8	
Iron	**26600**	mg/kg	1130	564	500	10/04/06 00:00	10/13/06 10:31	7439-89-6	
Lead	**1.4**	mg/kg	0.090	0.045	20	10/04/06 00:00	10/11/06 18:38	7439-92-1	
Lithium	**6.8**	mg/kg	0.18	0.090	40	10/04/06 00:00	10/13/06 10:27	7439-93-2	
Magnesium	**1330**	mg/kg	4.5	2.3	20	10/04/06 00:00	10/11/06 18:38	7439-95-4	
Manganese	**131**	mg/kg	0.45	0.23	20	10/04/06 00:00	10/11/06 18:38	7439-96-5	
Molybdenum	**1.0**	mg/kg	0.090	0.045	20	10/04/06 00:00	10/11/06 18:38	7439-98-7	
Nickel	**7.8**	mg/kg	0.18	0.090	20	10/04/06 00:00	10/11/06 18:38	7440-02-0	
Selenium	ND	mg/kg	0.45	0.23	20	10/04/06 00:00	10/11/06 18:38	7782-49-2	
Silver	**0.20**	mg/kg	0.18	0.090	20	10/04/06 00:00	10/11/06 18:38	7440-22-4	B
Thallium	ND	mg/kg	0.090	0.045	20	10/04/06 00:00	10/11/06 18:38	7440-28-0	
Vanadium	**12.5**	mg/kg	1.8	0.90	20	10/04/06 00:00	10/11/06 18:38	7440-62-2	
Zinc	**7.9**	mg/kg	4.5	2.3	20	10/04/06 00:00	10/11/06 18:38	7440-66-6	
7471 Mercury	Analytical Method: EPA 7471 Preparation Method: EPA 7471								
Mercury	ND	mg/kg	0.024	0.012	1	10/04/06 00:00	10/05/06 09:39	7439-97-6	
Dry Weight	Analytical Method: % Moisture								
Percent Moisture	**19.7**	%	0.10	0.10	1		10/03/06 00:00		

This report shall not be reproduced, except in full,
without the written consent of Pace Analytical Services, Inc..

nelac

Pace Analytical Services, Inc.
1700 Elm Street, Suite 200
Minneapolis, MN 55414
Phone: (612)607-1700
Fax: (612)607-6444

ANALYTICAL RESULTS

Project: 876558 FOTH & VAN DYKE
Pace Project No.: 1039378

Sample: SB642-34-36' **Lab ID: 876558015** Collected: 09/25/06 00:00 Received: 10/03/06 09:00 Matrix: Solid

Solid results reported on dry weight basis

Parameters	Results	Units	Report Limit	MDL	DF	Prepared	Analyzed	CAS No.	Qual
6020 MET ICPMS	Analytical Method: EPA 6020 Preparation Method: EPA 3020								
Aluminum	**2020**	mg/kg	45.8	22.9	200	10/04/06 00:00	10/11/06 18:51	7429-90-5	
Antimony	ND	mg/kg	0.11	0.057	20	10/04/06 00:00	10/11/06 18:47	7440-36-0	
Arsenic	**0.49**	mg/kg	0.11	0.057	20	10/04/06 00:00	10/11/06 18:47	7440-38-2	
Barium	**1.5**	mg/kg	0.11	0.057	20	10/04/06 00:00	10/11/06 18:47	7440-39-3	
Beryllium	**0.70**	mg/kg	0.23	0.11	20	10/04/06 00:00	10/11/06 18:47	7440-41-7	
Boron	**6.3**	mg/kg	4.6	2.3	40	10/04/06 00:00	10/13/06 11:10	7440-42-8	
Cadmium	ND	mg/kg	0.11	0.057	20	10/04/06 00:00	10/11/06 18:47	7440-43-9	
Chromium	**6.7**	mg/kg	0.57	0.29	20	10/04/06 00:00	10/11/06 18:47	7440-47-3	
Cobalt	**2.3**	mg/kg	0.11	0.057	20	10/04/06 00:00	10/11/06 18:47	7440-48-4	
Copper	**5.7**	mg/kg	0.46	0.23	20	10/04/06 00:00	10/11/06 18:47	7440-50-8	
Iron	**26600**	mg/kg	572	286	200	10/04/06 00:00	10/11/06 18:51	7439-89-6	
Lead	**1.2**	mg/kg	0.11	0.057	20	10/04/06 00:00	10/11/06 18:47	7439-92-1	
Lithium	**6.6**	mg/kg	0.23	0.11	40	10/04/06 00:00	10/13/06 11:10	7439-93-2	
Magnesium	**1220**	mg/kg	5.7	2.9	20	10/04/06 00:00	10/11/06 18:47	7439-95-4	
Manganese	**104**	mg/kg	0.57	0.29	20	10/04/06 00:00	10/11/06 18:47	7439-96-5	
Molybdenum	**0.84**	mg/kg	0.11	0.057	20	10/04/06 00:00	10/11/06 18:47	7439-98-7	
Nickel	**6.5**	mg/kg	0.23	0.11	20	10/04/06 00:00	10/11/06 18:47	7440-02-0	
Selenium	ND	mg/kg	0.57	0.29	20	10/04/06 00:00	10/11/06 18:47	7782-49-2	
Silver	**0.18J**	mg/kg	0.23	0.11	20	10/04/06 00:00	10/11/06 18:47	7440-22-4	
Thallium	ND	mg/kg	0.11	0.057	20	10/04/06 00:00	10/11/06 18:47	7440-28-0	
Vanadium	**12.7**	mg/kg	2.3	1.1	20	10/04/06 00:00	10/11/06 18:47	7440-62-2	
Zinc	**5.7**	mg/kg	5.7	2.9	20	10/04/06 00:00	10/11/06 18:47	7440-66-6	
7471 Mercury	Analytical Method: EPA 7471 Preparation Method: EPA 7471								
Mercury	ND	mg/kg	0.024	0.012	1	10/04/06 00:00	10/05/06 09:41	7439-97-6	
Dry Weight	Analytical Method: % Moisture								
Percent Moisture	**22.7**	%	0.10	0.10	1		10/04/06 00:00		

This report shall not be reproduced, except in full,
without the written consent of Pace Analytical Services, Inc..

Pace Analytical Services, Inc.
1700 Elm Street, Suite 200
Minneapolis, MN 55414
Phone: (612)607-1700
Fax: (612)607-6444

QUALITY CONTROL DATA

Project: 876558 FOTH & VAN DYKE
Pace Project No.: 1039378

QC Batch: MPRP/7369 | Analysis Method: % Moisture
QC Batch Method: % Moisture | Analysis Description: Dry Weight/Percent Moisture
Associated Lab Samples: 876558005, 876558006, 876558013

METHOD BLANK: 266559
Associated Lab Samples: 876558005, 876558006, 876558013

Parameter	Units	Blank Result	Reporting Limit	Qualifiers
Percent Moisture	%	ND	0.10	

SAMPLE DUPLICATE: 266560

Parameter	Units	1039305006 Result	Dup Result	RPD	Max RPD	Qualifiers
Percent Moisture	%	15.5	18.3	17	30	

SAMPLE DUPLICATE: 266567

Parameter	Units	876558013 Result	Dup Result	RPD	Max RPD	Qualifiers
Percent Moisture	%	9.5	9.8	3	30	

This report shall not be reproduced, except in full,
without the written consent of Pace Analytical Services, Inc..

Pace Analytical Services, Inc.
1700 Elm Street, Suite 200
Minneapolis, MN 55414
Phone: (612)607-1700
Fax: (612)607-6444

QUALITY CONTROL DATA

Project: 876558 FOTH & VAN DYKE
Pace Project No.: 1039378

QC Batch: MPRP/7370 Analysis Method: % Moisture
QC Batch Method: % Moisture Analysis Description: Dry Weight/Percent Moisture
Associated Lab Samples: 876558007, 876558008, 876558009, 876558010, 876558011, 876558012, 876558014

METHOD BLANK: 266562
Associated Lab Samples: 876558007, 876558008, 876558009, 876558010, 876558011, 876558012, 876558014

Parameter	Units	Blank Result	Reporting Limit	Qualifiers
Percent Moisture	%	ND	0.10	

SAMPLE DUPLICATE: 266564

Parameter	Units	876570011 Result	Dup Result	RPD	Max RPD	Qualifiers
Percent Moisture	%	19.0	19.0	.2	30	

SAMPLE DUPLICATE: 266624

Parameter	Units	876558014 Result	Dup Result	RPD	Max RPD	Qualifiers
Percent Moisture	%	19.7	18.9	4	30	

This report shall not be reproduced, except in full,
without the written consent of Pace Analytical Services, Inc..

Pace Analytical Services, Inc.
1700 Elm Street, Suite 200
Minneapolis, MN 55414
Phone: (612)607-1700
Fax: (612)607-6444

QUALITY CONTROL DATA

Project: 876558 FOTH & VAN DYKE
Pace Project No.: 1039378

QC Batch: MPRP/7379
QC Batch Method: % Moisture
Associated Lab Samples: 876558015

Analysis Method: % Moisture
Analysis Description: Dry Weight/Percent Moisture

METHOD BLANK: 267000
Associated Lab Samples: 876558015

Parameter	Units	Blank Result	Reporting Limit	Qualifiers
Percent Moisture	%	ND	0.10	

SAMPLE DUPLICATE: 267001

Parameter	Units	1039399001 Result	Dup Result	RPD	Max RPD	Qualifiers
Percent Moisture	%	10.9	11.5	6	30	

SAMPLE DUPLICATE: 267054

Parameter	Units	1039446005 Result	Dup Result	RPD	Max RPD	Qualifiers
Percent Moisture	%	47.8	47.2	1	30	

This report shall not be reproduced, except in full,
without the written consent of Pace Analytical Services, Inc..

Pace Analytical Services, Inc.
1700 Elm Street, Suite 200
Minneapolis, MN 55414
Phone: (612)607-1700
Fax: (612)607-6444

QUALITY CONTROL DATA

Project: 876558 FOTH & VAN DYKE
Pace Project No.: 1039378

QC Batch: MPRP/7382 | Analysis Method: EPA 6020
QC Batch Method: EPA 3020 | Analysis Description: 6020 MET
Associated Lab Samples: 876558005, 876558006, 876558007, 876558008, 876558009, 876558010, 876558011, 876558012, 876558013

METHOD BLANK: 267086
Associated Lab Samples: 876558005, 876558006, 876558007, 876558008, 876558009, 876558010, 876558011, 876558012, 876558013, 876558014, 876558015

Parameter	Units	Blank Result	Reporting Limit	Qualifiers
Lithium	mg/kg	ND	0.10	
Beryllium	mg/kg	ND	0.20	
Boron	mg/kg	ND	2.0	
Magnesium	mg/kg	ND	5.0	
Aluminum	mg/kg	ND	4.0	
Vanadium	mg/kg	ND	2.0	
Chromium	mg/kg	ND	0.50	
Iron	mg/kg	ND	50.0	
Manganese	mg/kg	0.30J	0.50	
Cobalt	mg/kg	ND	0.10	
Nickel	mg/kg	ND	0.20	
Copper	mg/kg	ND	0.40	
Zinc	mg/kg	ND	5.0	
Arsenic	mg/kg	ND	0.10	
Selenium	mg/kg	ND	0.50	
Molybdenum	mg/kg	ND	0.10	
Silver	mg/kg	0.96	0.20	
Cadmium	mg/kg	ND	0.10	
Antimony	mg/kg	0.11	0.10	
Barium	mg/kg	ND	0.10	
Thallium	mg/kg	ND	0.10	
Lead	mg/kg	ND	0.10	

LABORATORY CONTROL SAMPLE: 267087

Parameter	Units	Spike Conc.	LCS Result	LCS % Rec	% Rec Limits	Qualifiers
Lithium	mg/kg	20	23.5	117	75-125	
Beryllium	mg/kg	20	22.7	113	75-125	
Boron	mg/kg	20	24.2	121	75-125	
Magnesium	mg/kg	250	271	108	75-125	
Aluminum	mg/kg	20	24.5	123	75-125	
Vanadium	mg/kg	20	21.0	105	75-125	
Chromium	mg/kg	20	21.4	107	75-125	
Iron	mg/kg	250	295	118	75-125	
Manganese	mg/kg	20	22.4	112	75-125	
Cobalt	mg/kg	20	21.7	108	75-125	
Nickel	mg/kg	20	20.9	105	75-125	
Copper	mg/kg	20	21.3	107	75-125	
Zinc	mg/kg	20	21.9	110	75-125	
Arsenic	mg/kg	20	20.0	100	75-125	

This report shall not be reproduced, except in full,
without the written consent of Pace Analytical Services, Inc..

Pace Analytical Services, Inc.
1700 Elm Street, Suite 200
Minneapolis, MN 55414
Phone: (612)607-1700
Fax: (612)607-6444

QUALITY CONTROL DATA

Project: 876558 FOTH & VAN DYKE
Pace Project No.: 1039378

LABORATORY CONTROL SAMPLE: 267087

Parameter	Units	Spike Conc.	LCS Result	LCS % Rec	% Rec Limits	Qualifiers
Selenium	mg/kg	40	39.5	99	75-125	
Molybdenum	mg/kg	20	20.4	102	75-125	
Silver	mg/kg	20	23.7	118	75-125	
Cadmium	mg/kg	20	20.4	102	75-125	
Antimony	mg/kg	20	21.1	106	75-125	
Barium	mg/kg	20	21.3	107	75-125	
Thallium	mg/kg	20	22.2	111	75-125	
Lead	mg/kg	20	21.5	108	75-125	

MATRIX SPIKE & MATRIX SPIKE DUPLICATE: 267088 267089

Parameter	Units	876558005 Result	MS Spike Conc.	MSD Spike Conc.	MS Result	MSD Result	MS % Rec	MSD % Rec	% Rec Limits	RPD	Max RPD	Qual
Lithium	mg/kg	9.4	22.4	21.3	36.9	33.8	123	115	75-125	9	20	
Beryllium	mg/kg	1.3	22.4	21.3	29.2	25.8	125	115	75-125	12	20	
Boron	mg/kg	4.6	22.4	21.3	31.8	28.8	122	114	75-125	10	20	
Magnesium	mg/kg	2830	281	267	3880	3400	377	216	75-125	13	20	P6
Aluminum	mg/kg	5640	22.4	21.3	5930	5430	1310	-958	75-125	9	20	P6
Vanadium	mg/kg	22.2	22.4	21.3	49.8	43.1	123	98	75-125	14	20	
Chromium	mg/kg	24.6	22.4	21.3	56.2	48.0	141	110	75-125	16	20	P6
Iron	mg/kg	79900	281	267	89000	78200	3250	-635	75-125	13	20	P6
Manganese	mg/kg	333	22.4	21.3	474	414	630	382	75-125	13	20	P6
Cobalt	mg/kg	8.0	22.4	21.3	34.9	30.9	120	107	75-125	12	20	
Nickel	mg/kg	43.1	22.4	21.3	77.9	69.5	155	124	75-125	11	20	P6
Copper	mg/kg	21.5	22.4	21.3	51.6	44.7	134	109	75-125	14	20	M0
Zinc	mg/kg	16.0	22.4	21.3	47.8	40.9	142	117	75-125	15	20	M0
Arsenic	mg/kg	2.6	22.4	21.3	28.5	25.6	116	107	75-125	11	20	
Selenium	mg/kg	0.35J	44.9	42.7	47.3	41.3	105	96	75-125	14	20	
Molybdenum	mg/kg	2.3	22.4	21.3	27.9	24.1	114	102	75-125	15	20	
Silver	mg/kg	0.69	22.4	21.3	25.7	23.7	111	108	75-125	8	20	
Cadmium	mg/kg	ND	22.4	21.3	25.8	22.4	115	105	75-125	14	20	
Antimony	mg/kg	0.27	22.4	21.3	21.1	18.2	93	84	75-125	15	20	
Barium	mg/kg	13.7	22.4	21.3	41.6	36.6	124	107	75-125	13	20	
Thallium	mg/kg	ND	22.4	21.3	27.8	24.9	124	117	75-125	11	20	
Lead	mg/kg	5.1	22.4	21.3	31.3	28.4	117	110	75-125	10	20	

SAMPLE DUPLICATE: 267090

Parameter	Units	876570015 Result	Dup Result	RPD	Max RPD	Qualifiers
Aluminum	mg/kg	3270	3260	.5	20	
Beryllium	mg/kg	0.22	0.18J	20	20	
Lithium	mg/kg	3.9	3.5	12	20	
Boron	mg/kg	5.3	6.7	23	20	R1
Iron	mg/kg	102000	112000	9	20	
Vanadium	mg/kg	9.1	8.2	11	20	

This report shall not be reproduced, except in full,
without the written consent of Pace Analytical Services, Inc..

Pace Analytical Services, Inc.
1700 Elm Street, Suite 200
Minneapolis, MN 55414
Phone: (612)607-1700
Fax: (612)607-6444

QUALITY CONTROL DATA

Project: 876558 FOTH & VAN DYKE
Pace Project No.: 1039378

SAMPLE DUPLICATE: 267090

Parameter	Units	876570015 Result	Dup Result	RPD	Max RPD	Qualifiers
Chromium	mg/kg	148	131	12	20	
Magnesium	mg/kg	4270	4250	.5	20	
Copper	mg/kg	297	298	.1	20	
Manganese	mg/kg	99.4	92.8	7	20	
Cobalt	mg/kg	103	88.3	15	20	
Lead	mg/kg	282	278	2	20	
Nickel	mg/kg	223	187	18	20	
Zinc	mg/kg	49.2	43.7	12	20	
Arsenic	mg/kg	150	130	14	20	
Selenium	mg/kg	3.0	2.7	11	20	
Molybdenum	mg/kg	111	98.7	11	20	
Silver	mg/kg	17.0	15.3	10	20	
Cadmium	mg/kg	0.74	0.62	17	20	
Antimony	mg/kg	27.8	26.4	5	20	
Barium	mg/kg	9.8	8.5	15	20	
Thallium	mg/kg	0.046J	ND	18	20	

This report shall not be reproduced, except in full,
without the written consent of Pace Analytical Services, Inc..

Pace Analytical Services, Inc.
1700 Elm Street, Suite 200
Minneapolis, MN 55414
Phone: (612)607-1700
Fax: (612)607-6444

QUALITY CONTROL DATA

Project: 876558 FOTH & VAN DYKE
Pace Project No.: 1039378

QC Batch: MERP/1310 — Analysis Method: EPA 7471
QC Batch Method: EPA 7471 — Analysis Description: 7471 Mercury
Associated Lab Samples: 876558005, 876558006, 876558007, 876558008, 876558009, 876558010, 876558011, 876558012, 876558013, 876558014, 876558015

METHOD BLANK: 267096
Associated Lab Samples: 876558005, 876558006, 876558007, 876558008, 876558009, 876558010, 876558011, 876558012, 876558013, 876558014, 876558015

Parameter	Units	Blank Result	Reporting Limit	Qualifiers
Mercury	mg/kg	ND	0.020	

LABORATORY CONTROL SAMPLE: 267097

Parameter	Units	Spike Conc.	LCS Result	LCS % Rec	% Rec Limits	Qualifiers
Mercury	mg/kg	.5	0.50	100	80-120	

MATRIX SPIKE & MATRIX SPIKE DUPLICATE: 267098 267099

Parameter	Units	876558005 Result	MS Spike Conc.	MSD Spike Conc.	MS Result	MSD Result	MS % Rec	MSD % Rec	% Rec Limits	RPD	Max RPD	Qual
Mercury	mg/kg	ND	.56	.56	0.57	0.57	101	101	80-120	.6	20	

SAMPLE DUPLICATE: 267100

Parameter	Units	876570015 Result	Dup Result	RPD	Max RPD	Qualifiers
Mercury	mg/kg	0.053	0.042	23	30	

This report shall not be reproduced, except in full,
without the written consent of Pace Analytical Services, Inc..

Pace Analytical Services, Inc.
1700 Elm Street, Suite 200
Minneapolis, MN 55414
Phone: (612)607-1700
Fax: (612)607-6444

QUALIFIERS

Project: 876558 FOTH & VAN DYKE
Pace Project No.: 1039378

DEFINITIONS

DF - Dilution Factor, if reported, represents the factor applied to the reported data due to changes in sample preparation, dilution of the sample aliquot, or moisture content.

ND - Not Detected at or above adjusted reporting limit.

J - Estimated concentration above the adjusted method detection limit and below the adjusted reporting limit.

MDL - Adjusted Method Detection Limit.

S - Surrogate

1,2-Diphenylhydrazine (8270 listed analyte) decomposes to Azobenzene.

Consistent with EPA guidelines, unrounded data are displayed and have been used to calculate % recovery and RPD values.

LCS(D) - Laboratory Control Sample (Duplicate)

MS(D) - Matrix Spike (Duplicate)

DUP - Sample Duplicate

RPD - Relative Percent Difference

NC - Not Calculable.

ANALYTE QUALIFIERS

B	Analyte was detected in the associated method blank.
M0	Matrix spike recovery was outside laboratory control limits.
P6	Matrix spike recovery was outside laboratory control limits due to a parent sample concentration notably higher than the spike level.
R1	RPD value was outside control limits.

This report shall not be reproduced, except in full,
without the written consent of Pace Analytical Services, Inc..

Sample Condition Upon Receipt

Pace Analytical

Client Name: Foth & Van Dyke Project # 876558

Courier: ☐ Fed Ex ☐ UPS ☐ USPS ☐ Client ☐ Commercial ☒ Pace Other _____

Optional: Proj. Due Date: Proj. Name:

Tracking #: _____

Custody Seal on Cooler/Box Present: ☒ yes ☐ no Seals intact: ☒ yes ☐ no

Packing Material: ☐ Bubble Wrap ☒ Bubble Bags ☐ None ☐ Other _____

Thermometer Used: JB Type of Ice: (Wet) Blue None ☐ Samples on ice, cooling process has begun

Cooler Temperature: 3°C Biological Tissue is Frozen: Yes No

Date and Initials of person examining contents: LM 9-27-06 / 9/27/06

Temp should be above freezing to 6°C

		Comments:
Chain of Custody Present:	☒Yes ☐No ☐N/A	1.
Chain of Custody Filled Out:	☒Yes ☐No ☐N/A	2.
Chain of Custody Relinquished:	☒Yes ☐No ☐N/A	3.
Sampler Name & Signature on COC:	☐Yes ☒No ☐N/A	4.
Samples Arrived within Hold Time:	☒Yes ☐No ☐N/A	5.
Short Hold Time Analysis (<72hr):	☒Yes ☐No ☐N/A	6. NO_3, NO_2
Rush Turn Around Time Requested:	☐Yes ☒No ☐N/A	7.
Sufficient Volume:	☒Yes ☐No ☐N/A	8.
Correct Containers Used:	☒Yes ☐No ☐N/A	9.
-Pace Containers Used:	☒Yes ☐No ☐N/A	
Containers Intact:	☒Yes ☐No ☐N/A	10.
Filtered volume received for Dissolved tests	☐Yes ☐No ☒N/A	11.
Sample Labels match COC:	☐Yes ☒No ☐N/A	12. 005 label on COC SB 628-14-16" on sample SB-648
-Includes date/time/ID/Analysis Matrix: W, S		
All containers needing preservation have been checked.	☒Yes ☐No ☐N/A	13.
All containers needing preservation are found to be in compliance with EPA recommendation.	☒Yes ☐No ☐N/A	Initial when completed: LM / Lot # of added preservative
exceptions: VOA, coliform, TOC, O&G, WI-DRO (water)	☐Yes ☐No	
Samples checked for dechlorination:	☐Yes ☐No ☒N/A	14.
Headspace in VOA Vials (>6mm):	☐Yes ☐No ☒N/A	15.
Trip Blank Present:	☒Yes ☐No ☐N/A	16. Temperature blank present
Trip Blank Custody Seals Present	☐Yes ☐No ☒N/A	
Pace Trip Blank Lot # (if purchased): _____		

Field Data Required? Y / N

Client Notification/ Resolution:

Person Contacted: _____ Date/Time: _____

Comments/ Resolution: _____

Project Manager Review: MH for TN **Date:** 10/23/06

Note: Whenever there is a discrepancy affecting North Carolina compliance samples, a copy of this form will be sent to the North Carolina DEHNR Certification Office (i.e out of hold, incorrect preservative, out of temp, incorrect containers)

F-ALLC003rev.3, 11September2006

Pace Analytical®

CHAIN-OF-CUSTODY / Analytical Request Document

The Chain-of-Custody is a LEGAL DOCUMENT. All relevant fields must be completed accurately.

Page: 1 of 2

0974681

Section A Required Client Information:

Company: Foth & Van Dyke
Address: 2437 S Ridge Rd, Green Bay WI
Email To: JKesy@foth.com
Phone: 920/494-2508 Fax: 920/497-8516
Requested Due Date/TAT:

Section B Required Project Information:

Report To: Janis Kesy
Copy To:
Purchase Order No.:
Project Name: KEMC - Eagle South
Project Number: 06W003

Section C Invoice Information:

Attention: Janis Kesy
Company Name:
Address:
Pace Quote Reference:
Pace Project Manager: Jon Moltemayer
Pace Profile #:

REGULATORY AGENCY: ☐ NPDES ☐ GROUND WATER ☐ DRINKING WATER ☐ UST ☐ RCRA ☒ Other

SITE LOCATION: ☐ GA ☐ IL ☐ IN ☒ MI ☐ MN ☐ NC ☐ OH ☐ SC ☐ WI ☐ OTHER

Section D Required Client Information

Valid Matrix Codes: MATRIX / CODE — DRINKING WATER DW; WATER WT; WASTE WATER WW; PRODUCT P; SOIL/SOLID SL; OIL OL; WIPE WP; AIR AR; OTHER OT; TISSUE TS

ITEM #	SAMPLE ID (One Character per box. (A-Z, 0-9 / .-) Samples IDs MUST BE UNIQUE)	MATRIX CODE	SAMPLE TYPE G=GRAB C=COMP	COMPOSITE START DATE	COMPOSITE START TIME	COMPOSITE END/GRAB DATE	COMPOSITE END/GRAB TIME	SAMPLE TEMP AT COLLECTION	# OF CONTAINERS	Unpreserved	H_2SO_4	HNO_3	HCl	NaOH / 2N AC	$Na_2S_2O_3$	Methanol	Other	Analysis: PAH	Alkalinity	Sulfate	BOD & Metals	Total Metals	Dissolved Metals	SDP VOCs	VOCs	Sp 12 Metals (PAH)	Residual Chlorine (Y/N)	Pace Project Number / Lab I.D
1	Rotosonic water tank	WT	G			9/26/06	1510	—	1	X								X										001
2	Rotosonic water tank	WT	G			9/26/06	1510	—	1					X					X									002
3	Mobile water truck	WT	G			9/26/06	1520	—	1	X								X										003
4	Mobile water truck	WT	G			9/26/06	1520	—	1					X					X									004
5	SB628-14-16'	SL	C			9/26/06	16:05	—	2	X										X	X							005
6	SB640-14-16'	SL	C			9/26/06	09:30	—	2	X										X	X							006
7	SB641-19-21'	SL	C			9/26/06	11:50	—	2	X										X	X							007
8	SB617-4-7'	SL	C			9/26/06	16:20	—	2	X										X	X							008
9	KMW-10-0.9-4'	SL	C			9/26/06	15:20	—	2	X										X	X							009
10	KMW-3-6-7'	SL	C			9/26/06	11:45	—	2	X										X	X							010
11	KSB-15-3.5-4'	SL	C			9/26/06	09:00	—	8	X						1		X		X	X	X	2X	X				011
12																												

Additional Comments:

RELINQUISHED BY / AFFILIATION	DATE	TIME	ACCEPTED BY / AFFILIATION	DATE	TIME
KEMC / FVD	9/27/06	0930	Kim Sagert / FVD	9-27-06	0931
[illegible] / FVD	9/27/06	0830	[illegible] Pace	9/27/06	0830

SAMPLE CONDITION

	Temp in °C	Received on ice	Custody Sealed Cooler	Samples Intact
		Y/N	Y/N	Y/N
		Y/N	Y/N	Y/N
		Y/N	Y/N	Y/N
		Y/N	Y/N	Y/N

SAMPLER NAME AND SIGNATURE

PRINT Name of SAMPLER:

SIGNATURE of SAMPLER: DATE Signed (MM / DD / YY)

SEE REVERSE SIDE FOR INSTRUCTIONS

ALLQ020rev.3,31Mar05

CHAIN-OF-CUSTODY / Analytical Request Document

The Chain-of-Custody is a LEGAL DOCUMENT. All relevant fields must be completed accurately.

Pace Analytical®

Page: 2 of 2

0974682

Section A Required Client Information:

Company: Foth & Van Dyke
Address: 2737 South Ridge Rd, Green Bay, WI 54307
Email To: jkely@foth.com
Phone: 920-497-2500 Fax: 920-497-9516
Requested Due Date/TAT:

Section B Required Project Information:

Report To: Jamie Kely
Copy To:
Purchase Order No.:
Project Name: KEMC - Eagle South
Project Number: 06W003

Section C Invoice Information:

Attention: Jamie Kely
Company Name:
Address:
Pace Quote Reference:
Pace Project Manager: Ted Nolfemeyer
Pace Profile #:

REGULATORY AGENCY

☐ NPDES ☐ GROUND WATER ☐ DRINKING WATER
☐ UST ☐ RCRA ☒ Other

SITE LOCATION ☐GA ☐IL ☐IN ☒MI ☐MN ☐NC ☐OH ☐SC ☐WI ☐OTHER

Section D Required Client Information

Valid Matrix Codes: DRINKING WATER DW; WATER WT; WASTE WATER WW; PRODUCT P; SOIL/SOLID SL; OIL OL; WIPE WP; AIR AR; OTHER OT; TISSUE TS

ITEM #	SAMPLE ID (One Character per box. (A-Z, 0-9 / -) Samples IDs MUST BE UNIQUE)	MATRIX CODE	SAMPLE TYPE G=GRAB C=COMP	COMPOSITE START DATE	COMPOSITE START TIME	COMPOSITE END/GRAB DATE	COMPOSITE END/GRAB TIME	SAMPLE TEMP AT COLLECTION	# OF CONTAINERS	Unpreserved	H_2SO_4	HNO_3	HCl	NaOH	$Na_2S_2O_3$	Methanol	Other	Filtered (Y/N)	Requested Analysis: RCRA Metals	Total Metals pH adjusted	PAH	VOCs	Dup not	Residual Chlorine (Y/N)	Pace Project Number / Lab I.D
1	SB628-29-31'	SL	C			9/25/06	12:30	-	2	X									X	X					013 2-4oz glass
2	KSB-14-11.5-12'	SL	C			9/25/06	18:15	-	6	4						2			X	X	X	2	X		010 2-4oz glass 2-40ml vials
3	SB627-24-26'	SL	C			9/25/06	09:30	-	2	X									X	X					014 2-4oz glass
4	SB642-34-36'	SL	C			9/25/06	09:00	-	2	X									X	X					015
5																									
6																									
7																									
8																									
9																									
10																									
11																									
12																									

Pace Project Number / Lab I.D.

Additional Comments:

RELINQUISHED BY / AFFILIATION	DATE	TIME	ACCEPTED BY / AFFILIATION	DATE	TIME
KEMC / F+VD	9/29/06	0830	From Scott / FVD	9/29/06	0830
[illegible]	9-29-06	0830	[illegible]	9/29/06	0830

SAMPLE CONDITION

Temp in °C	Received on Ice	Custody Sealed Cooler	Samples Intact
	Y/N	Y/N	Y/N
	Y/N	Y/N	Y/N
	Y/N	Y/N	Y/N
	Y/N	Y/N	Y/N

SAMPLER NAME AND SIGNATURE

PRINT Name of SAMPLER:

SIGNATURE of SAMPLER: DATE Signed (MM / DD / YY)

SEE REVERSE SIDE FOR INSTRUCTIONS

ALLQ020rev.3,31Mar05

Pace Analytical®

CHAIN-OF-CUSTODY / Analytical Request Document

The Chain-of-Custody is a LEGAL DOCUMENT. All relevant fields must be completed accurately.

Page: 1 of 2

0974681

Section A Required Client Information:

Company: [illegible]

Address: 439 S Rhine St, Green Bay WI

Email To: [illegible]

Phone: 920/494-2504 Fax: 920/494-2516

Requested Due Date/TAT:

Section B Required Project Information:

Report To: James Kesy

Copy To:

Purchase Order No.:

Project Name: AEMP - EAGLE South

Project Number: 20W003

Section C Invoice Information:

Attention: James Kesy

Company Name:

Address:

Pace Quote Reference:

Pace Project Manager: Todd Multhauer

Pace Profile #:

REGULATORY AGENCY

☐ NPDES ☐ GROUND WATER ☐ DRINKING WATER
☐ UST ☐ RCRA ☒ Other

SITE LOCATION ☐GA ☐IL ☐IN ☒MI ☐MN ☐NC ☐OH ☐SC ☐WI ☐OTHER

Section D Required Client Information

SAMPLE ID

One Character per box. (A-Z, 0-9 / .-) Samples IDs MUST BE UNIQUE

Valid Matrix Codes

MATRIX	CODE
DRINKING WATER	DW
WATER	WT
WASTE WATER	WW
PRODUCT	P
SOIL/SOLID	SL
OIL	OL
WIPE	WP
AIR	AR
OTHER	OT
TISSUE	TS

ITEM #	SAMPLE ID	MATRIX CODE	SAMPLE TYPE G=GRAB C=COMP	COMPOSITE START DATE	COMPOSITE START TIME	COMPOSITE END/GRAB DATE	COMPOSITE END/GRAB TIME	SAMPLE TEMP AT COLLECTION	# OF CONTAINERS	Unpreserved	H_2SO_4	HNO_3	HCl	NaOH	$Na_2S_2O_3$	Methanol	Other	Analysis 1	Analysis 2	Analysis 3	Analysis 4	Analysis 5	Analysis 6	Analysis 7	Analysis 8	Residual Chlorine (Y/N)	Pace Project Number / Lab I.D
1	[illegible]	[illegible]	G			[illegible]	[illegible]		1	X									X								
2	[illegible]	[illegible]	G			[illegible]			1					X						X							
3	[illegible]	[illegible]	G			[illegible]			1	X									X								
4	[illegible]	[illegible]	G			[illegible]			1					X						X							
5	SB62B-14-11	SL	C			[illegible]	[illegible]	—	2	X											X	X					
6	SB64C-14-16	SL	C			[illegible]	[illegible]	—	2	X											X	X					
7	SB641-21	SL	C			[illegible]	[illegible]	—	2	X											X	X					
8	SB617-47	SL	C			[illegible]	[illegible]	—	2	X											X	X					
9	[illegible]	SL	C			[illegible]	[illegible]	—	2	X											X	X					
10	[illegible]	SL	C			[illegible]	11:45	—	2	X											X	X					
11	LSB-15-5-4	SL	C			[illegible]	[illegible]	—	2	X						1		X			X	X	X	X	X		
12																											

Additional Comments:

RELINQUISHED BY / AFFILIATION	DATE	TIME	ACCEPTED BY / AFFILIATION	DATE	TIME
[illegible]	[illegible]	[illegible]	[illegible] / FED	5-22-06	0771
[illegible]	[illegible]	0830	[illegible]	[illegible]	0830

SAMPLE CONDITION

Temp in °C	Received on Ice	Custody Sealed Cooler	Samples Intact
	Y/N	Y/N	Y/N
	Y/N	Y/N	Y/N
	Y/N	Y/N	Y/N
	Y/N	Y/N	Y/N

SAMPLER NAME AND SIGNATURE

PRINT Name of SAMPLER:

SIGNATURE of SAMPLER:

DATE Signed (MM / DD / YY)

SEE REVERSE SIDE FOR INSTRUCTIONS

ALLQ020rev.3,31Mar05

Pace Analytical®

CHAIN-OF-CUSTODY / Analytical Request Document

The Chain-of-Custody is a LEGAL DOCUMENT. All relevant fields must be completed accurately.

Page: _ of _

0974682

Section A Required Client Information:	Section B Required Project Information:	Section C Invoice Information:
Company	Report To:	Attention:
Address	Copy To:	Company Name:
		Address:
Email To:	Purchase Order No.:	Pace Quote Reference:
Phone / Fax	Project Name:	Pace Project Manager:
Requested Due Date/TAT:	Project Number:	Pace Profile #:

REGULATORY AGENCY

☐ NPDES ☐ GROUND WATER ☐ DRINKING WATER
☐ UST ☐ RCRA ☐ Other_____

SITE LOCATION ☐GA ☐IL ☐IN ☐MI ☐MN ☐NC ☐OH ☐SC ☐WI ☐OTHER _____

Section D Required Client Information

Valid Matrix Codes

MATRIX	CODE
DRINKING WATER	DW
WATER	WT
WASTE WATER	WW
PRODUCT	P
SOIL/SOLID	SL
OIL	OL
WIPE	WP
AIR	AR
OTHER	OT
TISSUE	TS

ITEM #	SAMPLE ID (One Character per box. (A-Z, 0-9 / ,-) Samples IDs MUST BE UNIQUE)	MATRIX CODE	SAMPLE TYPE G=GRAB C=COMP	COLLECTED COMPOSITE START DATE	COMPOSITE START TIME	COMPOSITE END/GRAB DATE	COMPOSITE END/GRAB TIME	SAMPLE TEMP AT COLLECTION	# OF CONTAINERS	Preservatives: Unpreserved	H_2SO_4	HNO_3	HCl	NaOH	$Na_2S_2O_3$	Methanol	Other	Filtered (Y/N)	Requested Analysis:	Residual Chlorine (Y/N)	Pace Project Number / Lab I.D
1	[illegible]	[illegible]	C			[illegible]	[illegible]	-	2	X								X	X		
2	[illegible]	[illegible]	C			[illegible]	[illegible]	-	6	X						X		X	X	X	
3	[illegible]	[illegible]	C			[illegible]	[illegible]	-	2	X								X	X		
4	[illegible]	[illegible]	C			[illegible]	18:00	-	2	X								X	X		
5																					
6																					
7																					
8																					
9																					
10																					
11																					
12																					

Additional Comments:

RELINQUISHED BY / AFFILIATION	DATE	TIME	ACCEPTED BY / AFFILIATION	DATE	TIME
[illegible]	[illegible]	[illegible]	[illegible]	[illegible]	[illegible]
[illegible]	[illegible]	[illegible]	[illegible]	[illegible]	[illegible]

SAMPLE CONDITION

Temp in °C	Received on Ice	Custody Sealed Cooler	Samples Intact
	Y/N	Y/N	Y/N
[illegible]	Y/N	Y/N	Y/N
	Y/N	Y/N	Y/N
	Y/N	Y/N	Y/N

SAMPLER NAME AND SIGNATURE

PRINT Name of SAMPLER:

SIGNATURE of SAMPLER: DATE Signed (MM / DD / YY)

SEE REVERSE SIDE FOR INSTRUCTIONS

ALL.Q020rev.3,3''

Batch No. 876570

Pace Analytical®
www.pacelabs.com

Pace Analytical Services, Inc.
1241 Bellevue Street, Suite 9
Green Bay, WI 54302
Phone: 920.469.2436
Fax: 920.469.8827

October 18, 2006

Janis Kesy
Foth & Van Dyke
2737 South Ridge Road
Green Bay, WI 54304

Dear Ms. Kesy:

Enclosed is a report for the analysis of environmental samples and associated QC samples for the Eagle South project (06W003). The samples were assigned to batch number 876570 for laboratory tracking purposes.

A table of the results has also been sent to you via e-mail.

If you have any questions regarding this data please call me at (608) 232-3300 ext. 302.

Sincerely,
alestin for Tod N.
Tod Noltemeyer
Project Manager

QC Reports for Batch

Batch	QC Report	QC Level	State
876570	QCLevel2-DupNo(MS)MS	QC-2	MI

Pace Analytical®

1241 Bellevue Street, Suite 9
Green Bay, WI 54302
920-469-2436, Fax: 920-469-8827

Analytical Report Number: 876570

Client: FOTH & VAN DYKE

Lab Contact: Tod Noltemeyer

Project Name: KEMC-EAGLE SOUTH

Project Number: 06W003

Lab Sample Number	Field ID	Matrix	Collection Date
876570-001	SB-629 14'-16'	SOIL	09/22/06 11:15
876570-002	SB-630 14'-16'	SOIL	09/22/06 09:00
876570-003	SB-631 14'-16'	SOIL	09/21/06 18:00
876570-004	SB-639 14'-16'	SOIL	09/21/06 15:30
876570-005	SB-638 9'-11'	SOIL	09/21/06 12:00
876570-006	SB-643 14'-16'	SOIL	09/21/06 09:40
876570-007	SB-626 S-3	SOIL	09/20/06 11:50
876570-008	KMW-7 S-1	SOIL	09/21/06 17:15
876570-009	KMW-9P S-3	SOIL	09/21/06 13:00
876570-010	SB-621 S-3	SOIL	09/20/06 13:40
876570-011	SB-620 S-4	SOIL	09/20/06 17:30
876570-012	SB-635 S-3	SOIL	09/20/06 10:30
876570-013	KMW-4P 12'-14'	SOIL	09/20/06 17:00
876570-014	KMW-5-14'-14.5'	SOIL	09/19/06 12:30
876570-015	KSB-13-S-2	SOIL	09/22/06 12:30

I certify that the data contained in this Final Report has been generated and reviewed in accordance with approved methods and Laboratory Standard Operating Procedure. Exceptions, if any, are discussed in the accompanying sample comments. Release of this final report is authorized by Laboratory management, as is verified by the following signature. This report shall not be reproduced, except in full, without the written consent of Pace Analytical Services, Inc. The sample results relate only to the analytes of interest tested.

Alle Wn for Tod N. — Approval Signature

10/23/06 — Date

Pace Analytical Services, Inc.

1241 Bellevue Street
Green Bay, WI 54302
920-469-2436

Analytical Report Number: 876570

Client : FOTH & VAN DYKE
Project Name : KEMC-EAGLE SOUTH
Project Number : 06W003
Field ID : SB-629 14'-16'

Matrix Type : SOIL
Collection Date : 09/22/06
Report Date : 10/19/06
Lab Sample Number : 876570-001

INORGANICS

Test	Result		MDL	EQL	Dil.	Units	Code	Anl Date	Prep Method	Anl Method
Leach Date - Conventionals	DONE				1			10/02/06	SW846 1311	SW846 1311
Aluminum	INCL.									
Antimony	INCL.									
Arsenic	INCL.									
Arsenic - TCLP	0.038	U	0.038	1.0	1	mg/L		10/05/06	SW846 3010A	SW846 6010B
Barium	INCL.									
Barium - TCLP	0.48	B	0.0050	1.0	1	mg/L		10/05/06	SW846 3010A	SW846 6010B
Beryllium	INCL.									
Boron	INCL.									
Cadmium	INCL.									
Cadmium - TCLP	0.0037	U	0.0037	0.25	1	mg/L		10/05/06	SW846 3010A	SW846 6010B
Chromium	INCL.									
Chromium - TCLP	0.0066	U	0.0066	0.25	1	mg/L		10/05/06	SW846 3010A	SW846 6010B
Cobalt	INCL.									
Copper	INCL.									
Iron	INCL.									
Lead	INCL.									
Lead - TCLP	0.017	U	0.017	1.0	1	mg/L		10/05/06	SW846 3010A	SW846 6010B
Lithium	INCL.									
Magnesium	INCL.									
Manganese	INCL.									
Mercury	INCL.									
Mercury - TCLP	0.029	U	0.029	0.080	1	mg/L		10/04/06	SW846 7470A	SW846 7470A
Molybdenum	INCL.									
Nickel	INCL.									
Selenium	INCL.									
Selenium - TCLP	0.042	U	0.042	1.0	1	mg/L		10/05/06	SW846 3010A	SW846 6010B
Silver	INCL.									
Silver - TCLP	0.013	U	0.013	0.25	1	mg/L		10/05/06	SW846 3010A	SW846 6010B
Thallium	INCL.									
Vanadium	INCL.									
Zinc	INCL.									
Cyanide, Total	0.34	U	0.34	0.66	1	mg/kg		10/03/06	SW846 9012A	SW846 9012A
Percent Solids	78.7		---	---	1	%		09/29/06	SM M2540G	SM M2540G
pH, Laboratory	5.6		0.10	0.10	1	su		10/03/06	SW846 9040B	SW846 9040B

All soil results are reported on a dry weight basis unless otherwise noted.

Pace Analytical Services, Inc.

1241 Bellevue Street
Green Bay, WI 54302
920-469-2436

Analytical Report Number: 876570

Client : FOTH & VAN DYKE
Project Name : KEMC-EAGLE SOUTH
Project Number : 06W003
Field ID : SB-630 14'-16'

Matrix Type : SOIL
Collection Date : 09/22/06
Report Date : 10/19/06
Lab Sample Number : 876570-002

INORGANICS

Test	Result		MDL	EQL	Dil.	Units	Code	Anl Date	Prep Method	Anl Method
Leach Date - Conventionals	DONE				1			10/02/06	SW846 1311	SW846 1311
Aluminum	INCL.									
Antimony	INCL.									
Arsenic	INCL.									
Arsenic - TCLP	0.038	U	0.038	1.0	1	mg/L		10/05/06	SW846 3010A	SW846 6010B
Barium	INCL.									
Barium - TCLP	0.57	B	0.0050	1.0	1	mg/L		10/05/06	SW846 3010A	SW846 6010B
Beryllium	INCL.									
Boron	INCL.									
Cadmium	INCL.									
Cadmium - TCLP	0.0037	U	0.0037	0.25	1	mg/L		10/05/06	SW846 3010A	SW846 6010B
Chromium	INCL.									
Chromium - TCLP	0.0067	B	0.0066	0.25	1	mg/L		10/05/06	SW846 3010A	SW846 6010B
Cobalt	INCL.									
Copper	INCL.									
Iron	INCL.									
Lead	INCL.									
Lead - TCLP	0.017	U	0.017	1.0	1	mg/L		10/05/06	SW846 3010A	SW846 6010B
Lithium	INCL.									
Magnesium	INCL.									
Manganese	INCL.									
Mercury	INCL.									
Mercury - TCLP	0.029	U	0.029	0.080	1	mg/L		10/04/06	SW846 7470A	SW846 7470A
Molybdenum	INCL.									
Nickel	INCL.									
Selenium	INCL.									
Selenium - TCLP	0.042	U	0.042	1.0	1	mg/L		10/05/06	SW846 3010A	SW846 6010B
Silver	INCL.									
Silver - TCLP	0.013	U	0.013	0.25	1	mg/L		10/05/06	SW846 3010A	SW846 6010B
Thallium	INCL.									
Vanadium	INCL.									
Zinc	INCL.									
Cyanide, Total	0.22	U	0.22	0.43	1	mg/kg		10/03/06	SW846 9012A	SW846 9012A
Percent Solids	80.2		—	—	1	%		09/29/06	SM M2540G	SM M2540G
pH, Laboratory	6.4		0.10	0.10	1	su		10/03/06	SW846 9045C	SW846 9045C

All soil results are reported on a dry weight basis unless otherwise noted.

Pace Analytical Services, Inc.

1241 Bellevue Street
Green Bay, WI 54302
920-469-2436

Analytical Report Number: 876570

Client : FOTH & VAN DYKE
Project Name : KEMC-EAGLE SOUTH
Project Number : 06W003
Field ID : SB-631 14'-16'

Matrix Type : SOIL
Collection Date : 09/21/06
Report Date : 10/19/06
Lab Sample Number : 876570-003

INORGANICS

Test	Result		MDL	EQL	Dil.	Units	Code	Anl Date	Prep Method	Anl Method
Leach Date - Conventionals	DONE				1			10/02/06	SW846 1311	SW846 1311
Aluminum	INCL.									
Antimony	INCL.									
Arsenic	INCL.									
Arsenic - TCLP	0.038	U	0.038	1.0	1	mg/L		10/05/06	SW846 3010A	SW846 6010B
Barium	INCL.									
Barium - TCLP	0.55	B	0.0050	1.0	1	mg/L		10/05/06	SW846 3010A	SW846 6010B
Beryllium	INCL.									
Boron	INCL.									
Cadmium	INCL.									
Cadmium - TCLP	0.0037	U	0.0037	0.25	1	mg/L		10/05/06	SW846 3010A	SW846 6010B
Chromium	INCL.									
Chromium - TCLP	0.0068	B	0.0066	0.25	1	mg/L		10/05/06	SW846 3010A	SW846 6010B
Cobalt	INCL.									
Copper	INCL.									
Iron	INCL.									
Lead	INCL.									
Lead - TCLP	0.017	U	0.017	1.0	1	mg/L		10/05/06	SW846 3010A	SW846 6010B
Lithium	INCL.									
Magnesium	INCL.									
Manganese	INCL.									
Mercury	INCL.									
Mercury - TCLP	0.029	U	0.029	0.080	1	mg/L		10/04/06	SW846 7470A	SW846 7470A
Molybdenum	INCL.									
Nickel	INCL.									
Selenium	INCL.									
Selenium - TCLP	0.042	U	0.042	1.0	1	mg/L		10/05/06	SW846 3010A	SW846 6010B
Silver	INCL.									
Silver - TCLP	0.013	U	0.013	0.25	1	mg/L		10/05/06	SW846 3010A	SW846 6010B
Thallium	INCL.									
Vanadium	INCL.									
Zinc	INCL.									
Cyanide, Total	0.25	U	0.25	0.48	1	mg/kg		10/03/06	SW846 9012A	SW846 9012A
Percent Solids	77.9		—	—	1	%		09/29/06	SM M2540G	SM M2540G
pH, Laboratory	6.3		0.10	0.10	1	su		10/03/06	SW846 9040B	SW846 9040B

All soil results are reported on a dry weight basis unless otherwise noted.

Pace Analytical Services, Inc.

1241 Bellevue Street
Green Bay, WI 54302
920-469-2436

Analytical Report Number: 876570

Client : FOTH & VAN DYKE
Project Name : KEMC-EAGLE SOUTH
Project Number : 06W003
Field ID : SB-639 14'-16'

Matrix Type : SOIL
Collection Date : 09/21/06
Report Date : 10/19/06
Lab Sample Number : 876570-004

INORGANICS

Test	Result		MDL	EQL	Dil.	Units	Code	Anl Date	Prep Method	Anl Method
Leach Date - Conventionals	DONE				1			10/02/06	SW846 1311	SW846 1311
Aluminum	INCL.									
Antimony	INCL.									
Arsenic	INCL.									
Arsenic - TCLP	0.038	U	0.038	1.0	1	mg/L		10/05/06	SW846 3010A	SW846 6010B
Barium	INCL.									
Barium - TCLP	0.54	B	0.0050	1.0	1	mg/L		10/05/06	SW846 3010A	SW846 6010B
Beryllium	INCL.									
Boron	INCL.									
Cadmium	INCL.									
Cadmium - TCLP	0.0037	U	0.0037	0.25	1	mg/L		10/05/06	SW846 3010A	SW846 6010B
Chromium	INCL.									
Chromium - TCLP	0.0066	U	0.0066	0.25	1	mg/L		10/05/06	SW846 3010A	SW846 6010B
Cobalt	INCL.									
Copper	INCL.									
Iron	INCL.									
Lead	INCL.									
Lead - TCLP	0.017	U	0.017	1.0	1	mg/L		10/05/06	SW846 3010A	SW846 6010B
Lithium	INCL.									
Magnesium	INCL.									
Manganese	INCL.									
Mercury	INCL.									
Mercury - TCLP	0.029	U	0.029	0.080	1	mg/L		10/04/06	SW846 7470A	SW846 7470A
Molybdenum	INCL.									
Nickel	INCL.									
Selenium	INCL.									
Selenium - TCLP	0.042	U	0.042	1.0	1	mg/L		10/05/06	SW846 3010A	SW846 6010B
Silver	INCL.									
Silver - TCLP	0.013	U	0.013	0.25	1	mg/L		10/05/06	SW846 3010A	SW846 6010B
Thallium	INCL.									
Vanadium	INCL.									
Zinc	INCL.									
Cyanide, Total	0.36	U	0.36	0.71	1	mg/kg		10/03/06	SW846 9012A	SW846 9012A
Percent Solids	77.0		—	—	1	%		09/29/06	SM M2540G	SM M2540G
pH, Laboratory	6.5		0.10	0.10	1	su		10/03/06	SW846 9040B	SW846 9040B

All soil results are reported on a dry weight basis unless otherwise noted.

Pace Analytical Services, Inc.

1241 Bellevue Street
Green Bay, WI 54302
920-469-2436

Analytical Report Number: 876570

Client : FOTH & VAN DYKE
Project Name : KEMC-EAGLE SOUTH
Project Number : 06W003
Field ID : SB-638 9'-11'

Matrix Type : SOIL
Collection Date : 09/21/06
Report Date : 10/19/06
Lab Sample Number : 876570-005

INORGANICS

Test	Result		MDL	EQL	Dil.	Units	Code	Anl Date	Prep Method	Anl Method
Leach Date - Conventionals	DONE				1			10/02/06	SW846 1311	SW846 1311
Aluminum	INCL.									
Antimony	INCL.									
Arsenic	INCL.									
Arsenic - TCLP	0.038	U	0.038	1.0	1	mg/L		10/05/06	SW846 3010A	SW846 6010B
Barium	INCL.									
Barium - TCLP	0.59	B	0.0050	1.0	1	mg/L		10/05/06	SW846 3010A	SW846 6010B
Beryllium	INCL.									
Boron	INCL.									
Cadmium	INCL.									
Cadmium - TCLP	0.0037	U	0.0037	0.25	1	mg/L		10/05/06	SW846 3010A	SW846 6010B
Chromium	INCL.									
Chromium - TCLP	0.0066	U	0.0066	0.25	1	mg/L		10/05/06	SW846 3010A	SW846 6010B
Cobalt	INCL.									
Copper	INCL.									
Iron	INCL.									
Lead	INCL.									
Lead - TCLP	0.017	U	0.017	1.0	1	mg/L		10/05/06	SW846 3010A	SW846 6010B
Lithium	INCL.									
Magnesium	INCL.									
Manganese	INCL.									
Mercury	INCL.									
Mercury - TCLP	0.029	U	0.029	0.080	1	mg/L		10/04/06	SW846 7470A	SW846 7470A
Molybdenum	INCL.									
Nickel	INCL.									
Selenium	INCL.									
Selenium - TCLP	0.042	U	0.042	1.0	1	mg/L		10/05/06	SW846 3010A	SW846 6010B
Silver	INCL.									
Silver - TCLP	0.013	U	0.013	0.25	1	mg/L		10/05/06	SW846 3010A	SW846 6010B
Thallium	INCL.									
Vanadium	INCL.									
Zinc	INCL.									
Cyanide, Total	0.31	U	0.31	0.60	1	mg/kg		10/03/06	SW846 9012A	SW846 9012A
Percent Solids	77.4		—	—	1	%		09/29/06	SM M2540G	SM M2540G
pH, Laboratory	6.8		0.10	0.10	1	su		10/03/06	SW846 9040B	SW846 9040B

All soil results are reported on a dry weight basis unless otherwise noted.

Pace Analytical Services, Inc.

1241 Bellevue Street
Green Bay, WI 54302
920-469-2436

Analytical Report Number: 876570

Client : FOTH & VAN DYKE
Project Name : KEMC-EAGLE SOUTH
Project Number : 06W003
Field ID : SB-643 14'-16'

Matrix Type : SOIL
Collection Date : 09/21/06
Report Date : 10/19/06
Lab Sample Number : 876570-006

INORGANICS

Test	Result		MDL	EQL	Dil.	Units	Code	Anl Date	Prep Method	Anl Method
Leach Date - Conventionals	DONE				1			10/02/06	SW846 1311	SW846 1311
Aluminum	INCL.									
Antimony	INCL.									
Arsenic	INCL.									
Arsenic - TCLP	0.038	U	0.038	1.0	1	mg/L		10/10/06	SW846 3010A	SW846 6010B
Barium	INCL.									
Barium - TCLP	0.54	B	0.0050	1.0	1	mg/L		10/10/06	SW846 3010A	SW846 6010B
Beryllium	INCL.									
Boron	INCL.									
Cadmium	INCL.									
Cadmium - TCLP	0.0037	U	0.0037	0.25	1	mg/L		10/10/06	SW846 3010A	SW846 6010B
Chromium	INCL.									
Chromium - TCLP	0.013	B	0.0066	0.25	1	mg/L		10/10/06	SW846 3010A	SW846 6010B
Cobalt	INCL.									
Copper	INCL.									
Iron	INCL.									
Lead	INCL.									
Lead - TCLP	0.017	U	0.017	1.0	1	mg/L		10/10/06	SW846 3010A	SW846 6010B
Lithium	INCL.									
Magnesium	INCL.									
Manganese	INCL.									
Mercury	INCL.									
Mercury - TCLP	0.029	U	0.029	0.080	1	mg/L		10/04/06	SW846 7470A	SW846 7470A
Molybdenum	INCL.									
Nickel	INCL.									
Selenium	INCL.									
Selenium - TCLP	0.042	U	0.042	1.0	1	mg/L		10/10/06	SW846 3010A	SW846 6010B
Silver	INCL.									
Silver - TCLP	0.013	U	0.013	0.25	1	mg/L		10/10/06	SW846 3010A	SW846 6010B
Thallium	INCL.									
Vanadium	INCL.									
Zinc	INCL.									
Cyanide, Total	0.35	U	0.35	0.68	1	mg/kg		10/03/06	SW846 9012A	SW846 9012A
Percent Solids	74.0		---	---	1	%		09/29/06	SM M2540G	SM M2540G
pH, Laboratory	6.2		0.10	0.10	1	su		10/03/06	SW846 9040B	SW846 9040B

All soil results are reported on a dry weight basis unless otherwise noted.

Pace Analytical Services, Inc.

1241 Bellevue Street
Green Bay, WI 54302
920-469-2436

Analytical Report Number: 876570

Client : FOTH & VAN DYKE
Project Name : KEMC-EAGLE SOUTH
Project Number : 06W003
Field ID : SB-626 S-3

Matrix Type : SOIL
Collection Date : 09/20/06
Report Date : 10/19/06
Lab Sample Number : 876570-007

INORGANICS

Test	Result		MDL	EQL	Dil.	Units	Code	Anl Date	Prep Method	Anl Method
Leach Date - Conventionals	DONE				1			10/02/06	SW846 1311	SW846 1311
Aluminum	INCL.									
Antimony	INCL.									
Arsenic	INCL.									
Arsenic - TCLP	0.038	U	0.038	1.0	1	mg/L		10/05/06	SW846 3010A	SW846 6010B
Barium	INCL.									
Barium - TCLP	0.54	B	0.0050	1.0	1	mg/L		10/05/06	SW846 3010A	SW846 6010B
Beryllium	INCL.									
Boron	INCL.									
Cadmium	INCL.									
Cadmium - TCLP	0.0037	U	0.0037	0.25	1	mg/L		10/05/06	SW846 3010A	SW846 6010B
Chromium	INCL.									
Chromium - TCLP	0.0074	B	0.0066	0.25	1	mg/L		10/05/06	SW846 3010A	SW846 6010B
Cobalt	INCL.									
Copper	INCL.									
Iron	INCL.									
Lead	INCL.									
Lead - TCLP	0.017	U	0.017	1.0	1	mg/L		10/05/06	SW846 3010A	SW846 6010B
Lithium	INCL.									
Magnesium	INCL.									
Manganese	INCL.									
Mercury	INCL.									
Mercury - TCLP	0.029	U	0.029	0.080	1	mg/L		10/04/06	SW846 7470A	SW846 7470A
Molybdenum	INCL.									
Nickel	INCL.									
Selenium	INCL.									
Selenium - TCLP	0.042	U	0.042	1.0	1	mg/L		10/05/06	SW846 3010A	SW846 6010B
Silver	INCL.									
Silver - TCLP	0.013	U	0.013	0.25	1	mg/L		10/05/06	SW846 3010A	SW846 6010B
Thallium	INCL.									
Vanadium	INCL.									
Zinc	INCL.									
Cyanide, Total	0.25	U	0.25	0.48	1	mg/kg		10/03/06	SW846 9012A	SW846 9012A
Percent Solids	80.0		—	—	1	%		09/29/06	SM M2540G	SM M2540G
pH, Laboratory	6.7		0.10	0.10	1	su		10/03/06	SW846 9045C	SW846 9045C

All soil results are reported on a dry weight basis unless otherwise noted.

Pace Analytical Services, Inc.

1241 Bellevue Street
Green Bay, WI 54302
920-469-2436

Analytical Report Number: 876570

Client : FOTH & VAN DYKE
Project Name : KEMC-EAGLE SOUTH
Project Number : 06W003
Field ID : KMW-7 S-1

Matrix Type : SOIL
Collection Date : 09/21/06
Report Date : 10/19/06
Lab Sample Number : 876570-008

INORGANICS

Test	Result		MDL	EQL	Dil.	Units	Code	Anl Date	Prep Method	Anl Method
Leach Date - Conventionals	DONE				1			10/05/06	SW846 1311	SW846 1311
Aluminum	INCL.									
Antimony	INCL.									
Arsenic	INCL.									
Arsenic - TCLP	0.038	U	0.038	1.0	1	mg/L		10/11/06	SW846 3010A	SW846 6010B
Barium	INCL.									
Barium - TCLP	0.76	B	0.0050	1.0	1	mg/L		10/11/06	SW846 3010A	SW846 6010B
Beryllium	INCL.									
Boron	INCL.									
Cadmium	INCL.									
Cadmium - TCLP	0.0037	U	0.0037	0.25	1	mg/L		10/11/06	SW846 3010A	SW846 6010B
Chromium	INCL.									
Chromium - TCLP	0.011	B	0.0066	0.25	1	mg/L		10/11/06	SW846 3010A	SW846 6010B
Cobalt	INCL.									
Copper	INCL.									
Iron	INCL.									
Lead	INCL.									
Lead - TCLP	0.021	B	0.017	1.0	1	mg/L		10/11/06	SW846 3010A	SW846 6010B
Lithium	INCL.									
Magnesium	INCL.									
Manganese	INCL.									
Mercury	INCL.									
Mercury - TCLP	0.029	U	0.029	0.080	1	mg/L		10/06/06	SW846 7470A	SW846 7470A
Molybdenum	INCL.									
Nickel	INCL.									
Selenium	INCL.									
Selenium - TCLP	0.042	U	0.042	1.0	1	mg/L		10/11/06	SW846 3010A	SW846 6010B
Silver	INCL.									
Silver - TCLP	0.013	U	0.013	0.25	1	mg/L		10/11/06	SW846 3010A	SW846 6010B
Thallium	INCL.									
Vanadium	INCL.									
Zinc	INCL.									
Cyanide, Total	0.22	U	0.22	0.42	1	mg/kg		10/03/06	SW846 9012A	SW846 9012A
Percent Solids	91.9		---	---	1	%		09/29/06	SM M2540G	SM M2540G
pH, Laboratory	4.4		0.10	0.10	1	su		10/03/06	SW846 9045C	SW846 9045C

All soil results are reported on a dry weight basis unless otherwise noted.

Pace Analytical Services, Inc.

1241 Bellevue Street
Green Bay, WI 54302
920-469-2436

Analytical Report Number: 876570

Client : FOTH & VAN DYKE
Project Name : KEMC-EAGLE SOUTH
Project Number : 06W003
Field ID : KMW-9P S-3

Matrix Type : SOIL
Collection Date : 09/21/06
Report Date : 10/19/06
Lab Sample Number : 876570-009

INORGANICS

Test	Result		MDL	EQL	Dil.	Units	Code	Anl Date	Prep Method	Anl Method
Leach Date - Conventionals	DONE				1			10/04/06	SW846 1311	SW846 1311
Aluminum	INCL.									
Antimony	INCL.									
Arsenic	INCL.									
Arsenic - TCLP	0.038	U	0.038	1.0	1	mg/L		10/06/06	SW846 3010A	SW846 6010B
Barium	INCL.									
Barium - TCLP	0.60	B	0.0050	1.0	1	mg/L		10/06/06	SW846 3010A	SW846 6010B
Beryllium	INCL.									
Boron	INCL.									
Cadmium	INCL.									
Cadmium - TCLP	0.0037	U	0.0037	0.25	1	mg/L		10/06/06	SW846 3010A	SW846 6010B
Chromium	INCL.									
Chromium - TCLP	0.0082	B	0.0066	0.25	1	mg/L		10/06/06	SW846 3010A	SW846 6010B
Cobalt	INCL.									
Copper	INCL.									
Iron	INCL.									
Lead	INCL.									
Lead - TCLP	0.017	U	0.017	1.0	1	mg/L		10/06/06	SW846 3010A	SW846 6010B
Lithium	INCL.									
Magnesium	INCL.									
Manganese	INCL.									
Mercury	INCL.									
Mercury - TCLP	0.029	U	0.029	0.080	1	mg/L		10/06/06	SW846 7470A	SW846 7470A
Molybdenum	INCL.									
Nickel	INCL.									
Selenium	INCL.									
Selenium - TCLP	0.042	U	0.042	1.0	1	mg/L		10/06/06	SW846 3010A	SW846 6010B
Silver	INCL.									
Silver - TCLP	0.013	U	0.013	0.25	1	mg/L		10/06/06	SW846 3010A	SW846 6010B
Thallium	INCL.									
Vanadium	INCL.									
Zinc	INCL.									
Cyanide, Total	0.13	U	0.13	0.26	1	mg/kg		10/03/06	SW846 9012A	SW846 9012A
Percent Solids	81.7		---	---	1	%		09/29/06	SM M2540G	SM M2540G
pH, Laboratory	5.9		0.10	0.10	1	su		10/03/06	SW846 9045C	SW846 9045C

All soil results are reported on a dry weight basis unless otherwise noted.

Pace Analytical Services, Inc.

1241 Bellevue Street
Green Bay, WI 54302
920-469-2436

Analytical Report Number: 876570

Client : FOTH & VAN DYKE
Project Name : KEMC-EAGLE SOUTH
Project Number : 06W003
Field ID : SB-621 S-3

Matrix Type : SOIL
Collection Date : 09/20/06
Report Date : 10/19/06
Lab Sample Number : 876570-010

INORGANICS

Test	Result		MDL	EQL	Dil.	Units	Code	Anl Date	Prep Method	Anl Method
Leach Date - Conventionals	DONE				1			10/04/06	SW846 1311	SW846 1311
Aluminum	INCL.									
Antimony	INCL.									
Arsenic	INCL.									
Arsenic - TCLP	0.038	U	0.038	1.0	1	mg/L		10/06/06	SW846 3010A	SW846 6010B
Barium	INCL.									
Barium - TCLP	0.29	B	0.0050	1.0	1	mg/L		10/06/06	SW846 3010A	SW846 6010B
Beryllium	INCL.									
Boron	INCL.									
Cadmium	INCL.									
Cadmium - TCLP	0.0037	U	0.0037	0.25	1	mg/L		10/06/06	SW846 3010A	SW846 6010B
Chromium	INCL.									
Chromium - TCLP	0.0066	U	0.0066	0.25	1	mg/L		10/06/06	SW846 3010A	SW846 6010B
Cobalt	INCL.									
Copper	INCL.									
Iron	INCL.									
Lead	INCL.									
Lead - TCLP	0.017	U	0.017	1.0	1	mg/L		10/06/06	SW846 3010A	SW846 6010B
Lithium	INCL.									
Magnesium	INCL.									
Manganese	INCL.									
Mercury	INCL.									
Mercury - TCLP	0.029	U	0.029	0.080	1	mg/L		10/06/06	SW846 7470A	SW846 7470A
Molybdenum	INCL.									
Nickel	INCL.									
Selenium	INCL.									
Selenium - TCLP	0.042	U	0.042	1.0	1	mg/L		10/06/06	SW846 3010A	SW846 6010B
Silver	INCL.									
Silver - TCLP	0.013	U	0.013	0.25	1	mg/L		10/06/06	SW846 3010A	SW846 6010B
Thallium	INCL.									
Vanadium	INCL.									
Zinc	INCL.									
Cyanide, Total	0.16	U	0.16	0.30	1	mg/kg		10/03/06	SW846 9012A	SW846 9012A
Percent Solids	75.0		—	—	1	%		09/29/06	SM M2540G	SM M2540G
pH, Laboratory	6.4		0.10	0.10	1	su		10/03/06	SW846 9040B	SW846 9040B

All soil results are reported on a dry weight basis unless otherwise noted.

Pace Analytical Services, Inc.

Analytical Report Number: 876570

1241 Bellevue Street
Green Bay, WI 54302
920-469-2436

Client : FOTH & VAN DYKE
Project Name : KEMC-EAGLE SOUTH
Project Number : 06W003
Field ID : SB-620 S-4

Matrix Type : SOIL
Collection Date : 09/20/06
Report Date : 10/19/06
Lab Sample Number : 876570-011

INORGANICS

Test	Result		MDL	EQL	Dil.	Units	Code	Anl Date	Prep Method	Anl Method
Leach Date - Conventionals	DONE				1			10/04/06	SW846 1311	SW846 1311
Aluminum	INCL.									
Antimony	INCL.									
Arsenic	INCL.									
Arsenic - TCLP	0.038	U	0.038	1.0	1	mg/L		10/06/06	SW846 3010A	SW846 6010B
Barium	INCL.									
Barium - TCLP	0.47	B	0.0050	1.0	1	mg/L		10/06/06	SW846 3010A	SW846 6010B
Beryllium	INCL.									
Boron	INCL.									
Cadmium	INCL.									
Cadmium - TCLP	0.0037	U	0.0037	0.25	1	mg/L		10/06/06	SW846 3010A	SW846 6010B
Chromium	INCL.									
Chromium - TCLP	0.0066	U	0.0066	0.25	1	mg/L		10/06/06	SW846 3010A	SW846 6010B
Cobalt	INCL.									
Copper	INCL.									
Iron	INCL.									
Lead	INCL.									
Lead - TCLP	0.017	U	0.017	1.0	1	mg/L		10/06/06	SW846 3010A	SW846 6010B
Lithium	INCL.									
Magnesium	INCL.									
Manganese	INCL.									
Mercury	INCL.									
Mercury - TCLP	0.029	U	0.029	0.080	1	mg/L		10/06/06	SW846 7470A	SW846 7470A
Molybdenum	INCL.									
Nickel	INCL.									
Selenium	INCL.									
Selenium - TCLP	0.042	U	0.042	1.0	1	mg/L		10/06/06	SW846 3010A	SW846 6010B
Silver	INCL.									
Silver - TCLP	0.013	U	0.013	0.25	1	mg/L		10/06/06	SW846 3010A	SW846 6010B
Thallium	INCL.									
Vanadium	INCL.									
Zinc	INCL.									
Cyanide, Total	0.23	U	0.23	0.45	1	mg/kg		10/03/06	SW846 9012A	SW846 9012A
Percent Solids	79.2		---	---	1	%		09/29/06	SM M2540G	SM M2540G
pH, Laboratory	5.8		0.10	0.10	1	su		10/03/06	SW846 9040B	SW846 9040B

All soil results are reported on a dry weight basis unless otherwise noted.

Pace Analytical Services, Inc.

1241 Bellevue Street
Green Bay, WI 54302
920-469-2436

Analytical Report Number: 876570

Client : FOTH & VAN DYKE
Project Name : KEMC-EAGLE SOUTH
Project Number : 06W003
Field ID : SB-635 S-3

Matrix Type : SOIL
Collection Date : 09/20/06
Report Date : 10/19/06
Lab Sample Number : 876570-012

INORGANICS

Test	Result		MDL	EQL	Dil.	Units	Code	Anl Date	Prep Method	Anl Method
Leach Date - Conventionals	DONE				1			10/04/06	SW846 1311	SW846 1311
Aluminum	INCL.									
Antimony	INCL.									
Arsenic	INCL.									
Arsenic - TCLP	0.038	U	0.038	1.0	1	mg/L		10/06/06	SW846 3010A	SW846 6010B
Barium	INCL.									
Barium - TCLP	0.51	B	0.0050	1.0	1	mg/L		10/06/06	SW846 3010A	SW846 6010B
Beryllium	INCL.									
Boron	INCL.									
Cadmium	INCL.									
Cadmium - TCLP	0.0037	U	0.0037	0.25	1	mg/L		10/06/06	SW846 3010A	SW846 6010B
Chromium	INCL.									
Chromium - TCLP	0.0084	B	0.0066	0.25	1	mg/L		10/06/06	SW846 3010A	SW846 6010B
Cobalt	INCL.									
Copper	INCL.									
Iron	INCL.									
Lead	INCL.									
Lead - TCLP	0.017	U	0.017	1.0	1	mg/L		10/06/06	SW846 3010A	SW846 6010B
Lithium	INCL.									
Magnesium	INCL.									
Manganese	INCL.									
Mercury	INCL.									
Mercury - TCLP	0.029	U	0.029	0.080	1	mg/L		10/06/06	SW846 7470A	SW846 7470A
Molybdenum	INCL.									
Nickel	INCL.									
Selenium	INCL.									
Selenium - TCLP	0.042	U	0.042	1.0	1	ug/L		10/06/06	SW846 3010A	SW846 6010B
Silver	INCL.									
Silver - TCLP	0.013	U	0.013	0.25	1	mg/L		10/06/06	SW846 3010A	SW846 6010B
Thallium	INCL.									
Vanadium	INCL.									
Zinc	INCL.									
Cyanide, Total	0.35	U	0.35	0.68	1	mg/kg		10/03/06	SW846 9012A	SW846 9012A
Percent Solids	73.5		—	—	1	%		09/29/06	SM M2540G	SM M2540G
pH, Laboratory	6.5		0.10	0.10	1	su		10/03/06	SW846 9040B	SW846 9040B

All soil results are reported on a dry weight basis unless otherwise noted.

Pace Analytical Services, Inc.

1241 Bellevue Street
Green Bay, WI 54302
920-469-2436

Analytical Report Number: 876570

Client : FOTH & VAN DYKE
Project Name : KEMC-EAGLE SOUTH
Project Number : 06W003
Field ID : KMW-4P 12'-14'

Matrix Type : SOIL
Collection Date : 09/20/06
Report Date : 10/19/06
Lab Sample Number : 876570-013

INORGANICS

Test	Result		MDL	EQL	Dil.	Units	Code	Anl Date	Prep Method	Anl Method
Leach Date - Conventionals	DONE				1			10/04/06	SW846 1311	SW846 1311
Aluminum	INCL.									
Antimony	INCL.									
Arsenic	INCL.									
Arsenic - TCLP	0.038	U	0.038	1.0	1	mg/L		10/06/06	SW846 3010A	SW846 6010B
Barium	INCL.									
Barium - TCLP	0.67	B	0.0050	1.0	1	mg/L		10/06/06	SW846 3010A	SW846 6010B
Beryllium	INCL.									
Boron	INCL.									
Cadmium	INCL.									
Cadmium - TCLP	0.0037	U	0.0037	0.25	1	mg/L		10/06/06	SW846 3010A	SW846 6010B
Chromium	INCL.									
Chromium - TCLP	0.0066	U	0.0066	0.25	1	mg/L		10/06/06	SW846 3010A	SW846 6010B
Cobalt	INCL.									
Copper	INCL.									
Iron	INCL.									
Lead	INCL.									
Lead - TCLP	0.017	U	0.017	1.0	1	mg/L		10/06/06	SW846 3010A	SW846 6010B
Lithium	INCL.									
Magnesium	INCL.									
Manganese	INCL.									
Mercury	INCL.									
Mercury - TCLP	0.029	U	0.029	0.080	1	mg/L		10/06/06	SW846 7470A	SW846 7470A
Molybdenum	INCL.									
Nickel	INCL.									
Selenium	INCL.									
Selenium - TCLP	0.042	U	0.042	1.0	1	mg/L		10/06/06	SW846 3010A	SW846 6010B
Silver	INCL.									
Silver - TCLP	0.013	U	0.013	0.25	1	mg/L		10/06/06	SW846 3010A	SW846 6010B
Thallium	INCL.									
Vanadium	INCL.									
Zinc	INCL.									
Cyanide, Total	INCL.									
Percent Solids	85.0		---	---	1	%		09/29/06	SM M2540G	SM M2540G
pH, Laboratory	5.6		0.10	0.10	1	su		10/05/06	SW846 9045C	SW846 9045C

All soil results are reported on a dry weight basis unless otherwise noted.

Pace Analytical Services, Inc.

1241 Bellevue Street
Green Bay, WI 54302
920-469-2436

Analytical Report Number: 876570

Client : FOTH & VAN DYKE
Project Name : KEMC-EAGLE SOUTH
Project Number : 06W003
Field ID : KMW-5-14'-14.5'

Matrix Type : SOIL
Collection Date : 09/19/06
Report Date : 10/19/06
Lab Sample Number : 876570-014

INORGANICS

Test	Result		MDL	EQL	Dil.	Units	Code	Anl Date	Prep Method	Anl Method
Leach Date - Conventionals	DONE				1			10/04/06	SW846 1311	SW846 1311
Aluminum	INCL.									
Antimony	INCL.									
Arsenic	INCL.									
Arsenic - TCLP	0.038	U	0.038	1.0	1	mg/L		10/06/06	SW846 3010A	SW846 6010B
Barium	INCL.									
Barium - TCLP	0.51	B	0.0050	1.0	1	mg/L		10/06/06	SW846 3010A	SW846 6010B
Beryllium	INCL.									
Boron	INCL.									
Cadmium	INCL.									
Cadmium - TCLP	0.0037	U	0.0037	0.25	1	mg/L		10/06/06	SW846 3010A	SW846 6010B
Chromium	INCL.									
Chromium - TCLP	0.020	B	0.0066	0.25	1	mg/L		10/06/06	SW846 3010A	SW846 6010B
Cobalt	INCL.									
Copper	INCL.									
Iron	INCL.									
Lead	INCL.									
Lead - TCLP	0.017	U	0.017	1.0	1	mg/L		10/06/06	SW846 3010A	SW846 6010B
Lithium	INCL.									
Magnesium	INCL.									
Manganese	INCL.									
Mercury	INCL.									
Mercury - TCLP	0.029	U	0.029	0.080	1	mg/L		10/06/06	SW846 7470A	SW846 7470A
Molybdenum	INCL.									
Nickel	INCL.									
Selenium	INCL.									
Selenium - TCLP	0.042	U	0.042	1.0	1	mg/L		10/06/06	SW846 3010A	SW846 6010B
Silver	INCL.									
Silver - TCLP	0.013	U	0.013	0.25	1	mg/L		10/06/06	SW846 3010A	SW846 6010B
Thallium	INCL.									
Vanadium	INCL.									
Zinc	INCL.									
Cyanide, Total	0.28	U	0.28	0.55	1	mg/kg		10/03/06	SW846 9012A	SW846 9012A
Percent Solids	78.6		---	---	1	%		09/29/06	SM M2540G	SM M2540G
pH, Laboratory	5.8		0.10	0.10	1	su	*	10/03/06	SW846 9040B	SW846 9040B

All soil results are reported on a dry weight basis unless otherwise noted.

Pace Analytical Services, Inc.

1241 Bellevue Street
Green Bay, WI 54302
920-469-2436

Analytical Report Number: 876570

Client : FOTH & VAN DYKE
Project Name : KEMC-EAGLE SOUTH
Project Number : 06W003
Field ID : KSB-13-S-2

Matrix Type : SOIL
Collection Date : 09/22/06
Report Date : 10/19/06
Lab Sample Number : 876570-015

INORGANICS

Test	Result		MDL	EQL	Dil.	Units	Code	Anl Date	Prep Method	Anl Method
Leach Date - Conventionals	DONE				1			10/04/06	SW846 1311	SW846 1311
Aluminum	INCL.									
Antimony	INCL.									
Arsenic	INCL.									
Arsenic - TCLP	0.038	U	0.038	1.0	1	mg/L		10/06/06	SW846 3010A	SW846 6010B
Barium	INCL.									
Barium - TCLP	0.38	B	0.0050	1.0	1	mg/L		10/06/06	SW846 3010A	SW846 6010B
Beryllium	INCL.									
Boron	INCL.									
Cadmium	INCL.									
Cadmium - TCLP	0.0037	U	0.0037	0.25	1	mg/L		10/06/06	SW846 3010A	SW846 6010B
Chromium	INCL.									
Chromium - TCLP	0.0066	U	0.0066	0.25	1	mg/L		10/06/06	SW846 3010A	SW846 6010B
Cobalt	INCL.									
Copper	INCL.									
Iron	INCL.									
Lead	INCL.									
Lead - TCLP	0.017	U	0.017	1.0	1	mg/L		10/06/06	SW846 3010A	SW846 6010B
Lithium	INCL.									
Magnesium	INCL.									
Manganese	INCL.									
Mercury	INCL.									
Mercury - TCLP	0.029	U	0.029	0.080	1	mg/L		10/06/06	SW846 7470A	SW846 7470A
Molybdenum	INCL.									
Nickel	INCL.									
Selenium	INCL.									
Selenium - TCLP	0.042	U	0.042	1.0	1	mg/L		10/06/06	SW846 3010A	SW846 6010B
Silver	INCL.									
Silver - TCLP	0.013	U	0.013	0.25	1	mg/L		10/06/06	SW846 3010A	SW846 6010B
Thallium	INCL.									
Vanadium	INCL.									
Zinc	INCL.									
Cyanide, Total	0.21	U	0.21	0.41	1	mg/kg		10/03/06	SW846 9012A	SW846 9012A
Percent Solids	86.6		---	---	1	%		09/29/06	SM M2540G	SM M2540G
pH, Laboratory	4.1		0.10	0.10	1	su		10/03/06	SW846 9045C	SW846 9045C

All soil results are reported on a dry weight basis unless otherwise noted.

Qualifier Codes

Flag	Applies To	Explanation
A	Inorganic	Analyte is detected in the method blank. Method blank criteria is evaluated to the laboratory method detection limit. Additionally, method blank acceptance may be based on project specific criteria or determined from analyte concentrations in the sample and are evaluated on a sample by sample basis.
B	Inorganic	The analyte has been detected between the method detection limit and the reporting limit.
B	Organic	Analyte is present in the method blank. Method blank criteria is evaluated to the laboratory method detection limit. Additionally, method blank acceptance may be based on project specific criteria or determined from analyte concentrations in the sample and are evaluated on a sample by sample basis.
C	All	Elevated detection limit.
D	All	Analyte value from diluted analysis or surrogate result not applicable due to sample dilution.
E	Inorganic	Estimated concentration due to matrix interferences. During the metals analysis the serial dilution failed to meet the established control limits of 0-10%. The sample concentration is greater than 50 times the IDL for analysis done on the ICP or 100 times the IDL for analysis done on the ICP-MS. The result was flagged with the E qualifier to indicate that a physical interference was observed.
E	Organic	Analyte concentration exceeds calibration range.
F	Inorganic	Due to potential interferences for this analysis by Inductively Coupled Plasma techniques (SW-846 Method 6010), this analyte has been confirmed by and reported from an alternate method.
F	Organic	Surrogate results outside control criteria.
G	All	The result is estimated because the concentration is less than the lowest calibration standard concentration utilized in the initial calibration. The method detection limit is less than the reporting limit specified for this project.
H	All	Preservation, extraction or analysis performed past holding time.
HF	Inorganic	This test is considered a field parameter, and the recommended holding time is 15 minutes from collection. The analysis was performed in the laboratory beyond the recommended holding time.
J	All	Concentration detected equal to or greater than the method detection limit but less than the reporting limit.
K	Inorganic	Sample received unpreserved. Sample was either preserved at the time of receipt or at the time of sample preparation.
K	Organic	Detection limit may be elevated due to the presence of an unrequested analyte.
L	All	Elevated detection limit due to low sample volume.
M	Organic	Sample pH was greater than 2
N	All	Spiked sample recovery not within control limits.
O	Organic	Sample received overweight.
P	Organic	The relative percent difference between the two columns for detected concentrations was greater than 40%.
Q	All	The analyte has been detected between the limit of detection (LOD) and limit of quantitation (LOQ). The results are qualified due to the uncertainty of analyte concentrations within this range.
S	Organic	The relative percent difference between quantitation and confirmation columns exceeds internal quality control criteria. Because the result is unconfirmed, it has been reported as a non-detect with an elevated detection limit.
U	All	The analyte was not detected at or above the reporting limit.
V	All	Sample received with headspace.
W	All	A second aliquot of sample was analyzed from a container with headspace.
X	All	See Sample Narrative.
Z	Organics	This compound was separated in the check standard but it did not meet the resolution criteria as set forth in SW846.
&	All	Laboratory Control Spike recovery not within control limits.
*	All	Precision not within control limits.
+	Inorganic	The sample result is greater than four times the spike level: therefore, the percent recovery is not evaluated.
<	All	The analyte was not detected at or above the reporting limit.
1	Inorganic	Dissolved analyte or filtered analyte greater than total analyte; analyses passed QC based on precision criteria.
2	Inorganic	Dissolved analyte or filtered analyte greater than total analyte; analyses failed QC based on precision criteria.
3	Inorganic	BOD result is estimated due to the BOD blank exceeding the allowable oxygen depletion.
4	Inorganic	BOD duplicate precision not within control limits. Due to the 48 hour holding time for this test, it is not practical to reanalyze and try to correct the deficiency.
5	Inorganic	BOD result is estimated due to insufficient oxygen depletion. Due to the 48 hour holding time for this test, it is not practical to reanalyze and try to correct the deficiency.
6	Inorganic	BOD laboratory control sample not within control limits. Due to the 48 hour holding time for this test, it is not practical to reanalyze and try to correct the deficiency.
7	Inorganic	BOD result is estimated due to complete oxygen depletion. Due to the 48 hour holding time for this test, it is not practical to reanalyze and try to correct the deficiency.

Pace Analytical Services, Inc.

Analysis Summary by Laboratory

1241 Bellevue Street
Green Bay, WI 54302

Test Group Name	876570-001	876570-002	876570-003	876570-004	876570-005	876570-006	876570-007	876570-008	876570-009	876570-010	876570-011	876570-012	876570-013	876570-014	876570-015
ALUMINUM	M	M	M	M	M	M	M	M	M	M	M	M	M	M	M
ANTIMONY	M	M	M	M	M	M	M	M	M	M	M	M	M	M	M
ARSENIC	M	M	M	M	M	M	M	M	M	M	M	M	M	M	M
ARSENIC - TCLP	B	B	B	B	B	B	B	B	B	B	B	B	B	B	B
BARIUM	M	M	M	M	M	M	M	M	M	M	M	M	M	M	M
BARIUM - TCLP	B	B	B	B	B	B	B	B	B	B	B	B	B	B	B
BERYLLIUM	M	M	M	M	M	M	M	M	M	M	M	M	M	M	M
BORON	M	M	M	M	M	M	M	M	M	M	M	M	M	M	M
CADMIUM	M	M	M	M	M	M	M	M	M	M	M	M	M	M	M
CADMIUM - TCLP	B	B	B	B	B	B	B	B	B	B	B	B	B	B	B
CHROMIUM	M	M	M	M	M	M	M	M	M	M	M	M	M	M	M
CHROMIUM - TCLP	B	B	B	B	B	B	B	B	B	B	B	B	B	B	B
COBALT	M	M	M	M	M	M	M	M	M	M	M	M	M	M	M
COPPER	M	M	M	M	M	M	M	M	M	M	M	M	M	M	M
CYANIDE, TOTAL	B	B	B	B	B	B	B	B	B	B	B	B	M	B	B
IRON	M	M	M	M	M	M	M	M	M	M	M	M	M	M	M
LEAD	M	M	M	M	M	M	M	M	M	M	M	M	M	M	M
LEAD - TCLP	B	B	B	B	B	B	B	B	B	B	B	B	B	B	B
LITHIUM	M	M	M	M	M	M	M	M	M	M	M	M	M	M	M
MAGNESIUM	M	M	M	M	M	M	M	M	M	M	M	M	M	M	M
MANGANESE	M	M	M	M	M	M	M	M	M	M	M	M	M	M	M
MERCURY	M	M	M	M	M	M	M	M	M	M	M	M	M	M	M
MERCURY - TCLP	B	B	B	B	B	B	B	B	B	B	B	B	B	B	B
MOLYBDENUM	M	M	M	M	M	M	M	M	M	M	M	M	M	M	M
NICKEL	M	M	M	M	M	M	M	M	M	M	M	M	M	M	M
PERCENT SOLIDS	B	B	B	B	B	B	B	B	B	B	B	B	B	B	B
PH, LABORATORY	B	B	B	B	B	B	B	B	B	B	B	B	B	B	B
SELENIUM	M	M	M	M	M	M	M	M	M	M	M	M	M	M	M
SELENIUM - TCLP	B	B	B	B	B	B	B	B	B	B	B	B	B	B	B
SILVER	M	M	M	M	M	M	M	M	M	M	M	M	M	M	M
SILVER - TCLP	B	B	B	B	B	B	B	B	B	B	B	B	B	B	B
THALLIUM	M	M	M	M	M	M	M	M	M	M	M	M	M	M	M
VANADIUM	M	M	M	M	M	M	M	M	M	M	M	M	M	M	M
ZINC	M	M	M	M	M	M	M	M	M	M	M	M	M	M	M

Code	Facility	Address	MI Certification
B	Green Bay Lab (Bellevue St)	1241 Bellevue Street, Suite 9 Green Bay, WI 54302	Not Certified
M	Minnesota Laboratory	1700 Elm Street, Suite 200 Minneapolis, MN	Not Certified

Pace Analytical Services, Inc.

QC Summary

1241 Bellevue Street
Green Bay, WI 54302
920-469-2436
Fax: 920-469-8827

SDG:
Lab Section:
QC Batch Number:
Prep Method:
Analytical Method:

QC Type	Client Sample ID	Lab Sample ID

Client Sample ID	Lab Sample ID	Client Sample ID	Lab Sample ID

Conc = unless otherwise noted
C = QC Code, see Qualifer Sheet
Parent Result is reported down to MDL in order to allow Validation of this worksheet
The %R and RPD results are calculated from raw data values with more significant figures than are reported on this form.

Report Date: 10/19/2006
QC Batch Number:

Pace Analytical Services, Inc.

QC Summary

1241 Bellevue Street
Green Bay, WI 54302
920-469-2436
Fax: 920-469-8827

Batch: 876570
Lab Section: WETCHEM
QC Batch Number: 14730
Prep Method: SW846 9012A
Analytical Method: SW846 9012A

QC Type	Client Sample ID	Lab Sample ID
MB	WCG2045-009MB	WCG2045-009MB
LCS	WCG2045-009MBLCS	WCG2045-009MBLCS
MS	KSB-13-S-2MS	876570-015MS
MS	SB-638 9'-11'MS	876570-005MS
MSD	KSB-13-S-2MSD	876570-015MSD
MSD	SB-638 9'-11'MSD	876570-005MSD

Client Sample ID	Lab Sample ID	MB ID	Client Sample ID	Lab Sample ID	MB ID
SB-629 14'-16'	876570-001	MB	SB-630 14'-16'	876570-002	MB
SB-631 14'-16'	876570-003	MB	SB-639 14'-16'	876570-004	MB
SB-638 9'-11'	876570-005	MB	SB-643 14'-16'	876570-006	MB
SB-626 S-3	876570-007	MB	KMW-7 S-1	876570-008	MB
KMW-9P S-3	876570-009	MB	SB-621 S-3	876570-010	MB
SB-620 S-4	876570-011	MB	SB-635 S-3	876570-012	MB
KMW-4P 12'-14'	876570-013	MB	KMW-5-14'-14.5'	876570-014	MB
KSB-13-S-2	876570-015	MB			

Test Name	Method Blank Result	Conc	LCS Spiked Conc	LCS Recovery Conc	%	C	LCSD Spiked Conc	LCSD Recovery Conc	%	C	LCS/LCSD RPD %	C	LCS/LCSD Control Limits LCL %	UCL %	RPD %	Parent Sample Number	Parent Result	Conc	MS Spiked Conc	MS Recovery Conc	%	C	MSD Spiked Conc	MSD Recovery Conc	%	C	MS/MSD RPD %	C	MS/MSD Control Limits LCL %	UCL %	RPD %
Cyanide, Total	<	0.31	3.0	3.2	105.8		—	—	—		—		81	119	20	876570-005	<	0.31	3.0	3.4	112.7		3.0	3.3	109.1		3.2		70	122	20
Cyanide, Total	<	0.31	3.0	3.2	105.8		—	—	—		—		81	119	20	876570-015	<	0.21	2.0	2.1	102.5		2.0	2.1	101.8		0.7		70	122	20

Conc = mg/kg unless otherwise noted
C = QC Code, see Qualifer Sheet
Parent Result is reported down to MDL in order to allow Validation of this worksheet
The %R and RPD results are calculated from raw data values with more significant figures than are reported on this form.

Report Date: 10/19/2006
QC Batch Number: 14730

Pace Analytical Services, Inc.

QC Summary

1241 Bellevue Street
Green Bay, WI 54302
920-469-2436
Fax: 920-469-8827

Batch: 876570
Lab Section: METALS
QC Batch Number: 14754
Prep Method: SW846 7470A
Analytical Method: SW846 7470A

QC Type	Client Sample ID	Lab Sample ID
MB	MBTMTG1985-17	MBTMTG1985-17
LCS	LCSTMTG1985-17	LCSTMTG1985-17
MS	876558-005MS	876558-005MS
MSD	876558-005MSD	876558-005MSD

Client Sample ID	Lab Sample ID	MB ID
SB-629 14'-16'	876570-001	MB
SB-631 14'-16'	876570-003	MB
SB-638 9'-11'	876570-005	MB
SB-626 S-3	876570-007	MB

Client Sample ID	Lab Sample ID	MB ID
SB-630 14'-16'	876570-002	MB
SB-639 14'-16'	876570-004	MB
SB-643 14'-16'	876570-006	MB

Test Name	Method Blank Result Conc	LCS Spiked Conc	LCS Recovery Conc	LCS Recovery %	LCS Recovery C	LCSD Spiked Conc	LCSD Recovery Conc	LCSD Recovery %	LCSD Recovery C	LCS/LCSD RPD %	LCS/LCSD RPD C	LCS/LCSD Control Limits LCL %	LCS/LCSD Control Limits UCL %	LCS/LCSD Control Limits RPD %	Parent Sample Number	Parent Result Conc	MS Spiked Conc	MS Recovery Conc	MS Recovery %	MS Recovery C	MSD Spiked Conc	MSD Recovery Conc	MSD Recovery %	MSD Recovery C	MS/MSD RPD %	MS/MSD RPD C	MS/MSD Control Limits LCL %	MS/MSD Control Limits UCL %	MS/MSD Control Limits RPD %
Mercury - TCLP	< 7.2e-005	0.0050	0.0051	102.9		—	—	—		—		85	115	20	876558-005	< 0.029	2.0	2.1	103.0		2.0	2.1	102.6		0.4		85	115	20

Conc = mg/L unless otherwise noted
C = QC Code, see Qualifer Sheet
Parent Result is reported down to MDL in order to allow Validation of this worksheet
The %R and RPD results are calculated from raw data values with more significant figures than are reported on this form.

Report Date: 10/19/2006
QC Batch Number: 14754

Pace Analytical Services, Inc.

QC Summary

1241 Bellevue Street
Green Bay, WI 54302
920-469-2436
Fax: 920-469-8827

Batch: 876570
Lab Section: METALS
QC Batch Number: 14782
Prep Method: SW846 3010A
Analytical Method: SW846 6010B

QC Type	Client Sample ID	Lab Sample ID
MB	MBTMTG1984-45	MBTMTG1984-45
LCS	LCSTMTG1984-45	LCSTMTG1984-45
MS	876558-005MS	876558-005MS
MSD	876558-005MSD	876558-005MSD

Client Sample ID	Lab Sample ID	MB ID
SB-629 14'-16'	876570-001	MB
SB-631 14'-16'	876570-003	MB
SB-638 9'-11'	876570-005	MB
SB-626 S-3	876570-007	MB
SB-630 14'-16'	876570-002	MB
SB-639 14'-16'	876570-004	MB
SB-643 14'-16'	876570-006	MB

Test Name	Method Blank Result	Method Blank Result Conc	LCS Spiked Conc	LCS Recovery Conc	LCS Recovery %	LCS Recovery C	LCSD Spiked Conc	LCSD Recovery Conc	LCSD Recovery %	LCSD Recovery C	LCS/LCSD RPD %	LCS/LCSD RPD C	LCS/LCSD Control Limits LCL %	LCS/LCSD Control Limits UCL %	LCS/LCSD Control Limits RPD %	Parent Sample Number	Parent Result	Parent Result Conc	MS Spiked Conc	MS Recovery Conc	MS Recovery %	MS Recovery C	MSD Spiked Conc	MSD Recovery Conc	MSD Recovery %	MSD Recovery C	MS/MSD RPD %	MS/MSD RPD C	MS/MSD Control Limits LCL %	MS/MSD Control Limits UCL %	MS/MSD Control Limits RPD %
Arsenic - TCLP	<	0.0076	0.50	0.47	94.0		—	—	—		—		80	120	20	876558-005	<	0.038	2.5	2.4	95.9		2.5	2.3	91.8		4.4		75	125	20
Barium - TCLP	<	0.001	0.50	0.49	97.1		—	—	—		—		80	120	20	876558-005		0.66	2.5	3.2	100.7		2.5	3	94.0		5.4		75	125	20
Cadmium - TCLP	<	0.00074	0.50	0.51	102.4		—	—	—		—		80	120	20	876558-005	<	0.0037	2.5	2.6	102.8		2.5	2.5	99.7		3.0		75	125	20
Chromium - TCLP	<	0.0013	0.50	0.51	101.4		—	—	—		—		80	120	20	876558-005		0.014	2.5	2.6	102.1		2.5	2.5	97.6		4.5		75	125	20
Lead - TCLP	<	0.0034	0.50	0.51	101.3		—	—	—		—		80	120	20	876558-005	<	0.017	2.5	2.6	102.2		2.5	2.5	98.5		3.7		75	125	20
Selenium - TCLP	<	0.0083	0.50	0.5	99.4		—	—	—		—		80	120	20	876558-005	<	0.042	2.5	2.6	103.0		2.5	2.5	99.4		3.6		75	125	20
Silver - TCLP	<	0.0026	0.25	0.25	99.7		—	—	—		—		80	120	20	876558-005	<	0.013	1.2	1.3	101.5		1.2	1.2	98.2		3.3		75	125	20

Conc = mg/L unless otherwise noted
C = QC Code, see Qualifer Sheet
Parent Result is reported down to MDL in order to allow Validation of this worksheet
The %R and RPD results are calculated from raw data values with more significant figures than are reported on this form.

Report Date: 10/19/2006
QC Batch Number: 14782

Pace Analytical Services, Inc.

1241 Bellevue Street
Green Bay, WI 54302
920-469-2436
Fax: 920-469-8827

QC Summary

Batch: 876570
Lab Section: METALS
QC Batch Number: 14843
Prep Method: SW846 3010A
Analytical Method: SW846 6010B

QC Type	Client Sample ID	Lab Sample ID
MB	MBTMTG1984-49	MBTMTG1984-49
LCS	LCSTMTG1984-49	LCSTMTG1984-49
MS	876795-001MS	876795-001MS
MS	876683-002MS	876683-002MS
MS	876478-001MS	876478-001MS
MSD	876478-001MSD	876478-001MSD

Client Sample ID	Lab Sample ID	MB ID
KMW-9P S-3	876570-009	MB
SB-620 S-4	876570-011	MB
KMW-4P 12'-14'	876570-013	MB
KSB-13-S-2	876570-015	MB
SB-621 S-3	876570-010	MB
SB-635 S-3	876570-012	MB
KMW-5-14'-14.5'	876570-014	MB

Test Name	Method Blank Result	Conc	LCS Spiked Conc	LCS Recovery Conc	LCS Recovery %	C	LCSD Spiked Conc	LCSD Recovery Conc	LCSD Recovery %	C	LCS/LCSD RPD %	C	LCS/LCSD Control Limits LCL %	UCL %	RPD %	Parent Sample Number	Parent Result	Conc	MS Spiked Conc	MS Recovery Conc	MS Recovery %	C	MSD Spiked Conc	MSD Recovery Conc	MSD Recovery %	C	MS/MSD RPD %	C	MS/MSD Control Limits LCL %	UCL %	RPD %
Arsenic - TCLP	<	0.0076	0.50	0.51	101.2		---	---	---		---		80	120	20	876478-001	<	0.038	2.5	2.5	101.8		2.5	2.6	105.7		3.8		75	125	20
Barium - TCLP	<	0.001	0.50	0.49	98.4		---	---	---		---		80	120	20	876478-001		0.63	2.5	3.1	97.8		2.5	3.2	101.9		3.2		75	125	20
Cadmium - TCLP	<	0.00074	0.50	0.51	102.1		---	---	---		---		80	120	20	876478-001	<	0.0037	2.5	2.5	100.8		2.5	2.6	104.7		3.8		75	125	20
Chromium - TCLP	<	0.0013	0.50	0.51	102.0		---	---	---		---		80	120	20	876478-001		0.067	2.5	2.6	100.6		2.5	2.7	104.9		4.1		75	125	20
Lead - TCLP	<	0.0034	0.50	0.51	101.1		---	---	---		---		80	120	20	876478-001	<	0.017	2.5	2.5	99.4		2.5	2.6	102.9		3.5		75	125	20
Selenium - TCLP	<	0.0083	0.50	0.5	100.3		---	---	---		---		80	120	20	876478-001	<	0.042	2.5	2.5	99.1		2.5	2.6	103.8		4.6		75	125	20
Silver - TCLP	<	0.0026	0.25	0.25	99.9		---	---	---		---		80	120	20	876478-001	<	0.013	1.2	1.3	100.9		1.2	1.3	105.6		4.5		75	125	20
Arsenic - TCLP	<	0.0076	0.50	0.51	101.2		---	---	---		---		80	120	20	876683-002	<	0.038	2.5	2.5	98.0		---	---	---		---		75	125	20
Barium - TCLP	<	0.001	0.50	0.49	98.4		---	---	---		---		80	120	20	876683-002		1.2	2.5	3.5	93.2		---	---	---		---		75	125	20
Cadmium - TCLP	<	0.00074	0.50	0.51	102.1		---	---	---		---		80	120	20	876683-002	<	0.0037	2.5	2.4	95.9		---	---	---		---		75	125	20
Chromium - TCLP	<	0.0013	0.50	0.51	102.0		---	---	---		---		80	120	20	876683-002		0.21	2.5	2.5	92.9		---	---	---		---		75	125	20
Lead - TCLP	<	0.0034	0.50	0.51	101.1		---	---	---		---		80	120	20	876683-002	<	0.017	2.5	2.4	94.4		---	---	---		---		75	125	20
Selenium - TCLP	<	0.0083	0.50	0.5	100.3		---	---	---		---		80	120	20	876683-002	<	0.042	2.5	2.4	97.0		---	---	---		---		75	125	20
Silver - TCLP	<	0.0026	0.25	0.25	99.9		---	---	---		---		80	120	20	876683-002	<	0.013	1.2	1.2	97.8		---	---	---		---		75	125	20
Arsenic - TCLP	<	0.0076	0.50	0.51	101.2		---	---	---		---		80	120	20	876795-001		0.092	2.5	2.6	99.5		---	---	---		---		75	125	20
Barium - TCLP	<	0.001	0.50	0.49	98.4		---	---	---		---		80	120	20	876795-001		1.4	2.5	3.7	90.4		---	---	---		---		75	125	20
Cadmium - TCLP	<	0.00074	0.50	0.51	102.1		---	---	---		---		80	120	20	876795-001		0.033	2.5	2.3	91.8		---	---	---		---		75	125	20
Chromium - TCLP	<	0.0013	0.50	0.51	102.0		---	---	---		---		80	120	20	876795-001		7.7	2.5	9.5	72.3	N	---	---	---		---		75	125	20
Lead - TCLP	<	0.0034	0.50	0.51	101.1		---	---	---		---		80	120	20	876795-001		0.096	2.5	2.4	91.4		---	---	---		---		75	125	20
Selenium - TCLP	<	0.0083	0.50	0.5	100.3		---	---	---		---		80	120	20	876795-001	<	0.042	2.5	2.4	95.2		---	---	---		---		75	125	20

Conc = mg/L unless otherwise noted
C = QC Code, see Qualifer Sheet
Parent Result is reported down to MDL in order to allow Validation of this worksheet
The %R and RPD results are calculated from raw data values with more significant figures than are reported on this form.

Report Date: 10/19/2006
QC Batch Number: 14843

Pace Analytical Services, Inc.

QC Summary

1241 Bellevue Street
Green Bay, WI 54302
920-469-2436
Fax: 920-469-8827

Test Name	Method Blank Result Conc	LCS Spiked Conc	LCS Recovery Conc	LCS Recovery %	LCS Recovery C	LCSD Spiked Conc	LCSD Recovery Conc	LCSD Recovery %	LCSD Recovery C	LCS/LCSD RPD %	LCS/LCSD RPD C	LCS/LCSD Control Limits LCL %	LCS/LCSD Control Limits UCL %	LCS/LCSD Control Limits RPD %	Parent Sample Number	Parent Result Conc	MS Spiked Conc	MS Recovery Conc	MS Recovery %	MS Recovery C	MSD Spiked Conc	MSD Recovery Conc	MSD Recovery %	MSD Recovery C	MS/MSD RPD %	MS/MSD RPD C	MS/MSD Control Limits LCL %	MS/MSD Control Limits UCL %	MS/MSD Control Limits RPD %
Silver - TCLP	< 0.0026	0.25	0.25	99.9		—	—	—		—		80	120	20	876795-001	< 0.013	1.2	1.3	103.5		—	—	—		—		75	125	20

Conc = mg/L unless otherwise noted
C = QC Code, see Qualifer Sheet
Parent Result is reported down to MDL in order to allow Validation of this worksheet
The %R and RPD results are calculated from raw data values with more significant figures than are reported on this form.

Report Date: 10/19/2006
QC Batch Number: 14843

Pace Analytical Services, Inc.

QC Summary

1241 Bellevue Street
Green Bay, WI 54302
920-469-2436
Fax: 920-469-8827

Batch: 876570
Lab Section: METALS
QC Batch Number: 15000
Prep Method: SW846 3010A
Analytical Method: SW846 6010B

QC Type	Client Sample ID	Lab Sample ID
MB	MBTMTG1984-51	MBTMTG1984-51
LCS	LCSTMTG1984-51	LCSTMTG1984-51
MS	KMW-7 S-1MS	876570-008MS
MSD	KMW-7 S-1MSD	876570-008MSD

Client Sample ID	Lab Sample ID	MB ID	Client Sample ID	Lab Sample ID	MB ID
KMW-7 S-1	876570-008	MB			

Test Name	Method Blank Result Conc	LCS Spiked Conc	LCS Recovery Conc	LCS Recovery %	C	LCSD Spiked Conc	LCSD Recovery Conc	LCSD Recovery %	C	LCS/LCSD RPD %	C	LCS/LCSD Control Limits LCL %	UCL %	RPD %	Parent Sample Number	Parent Result Conc	MS Spiked Conc	MS Recovery Conc	MS Recovery %	C	MSD Spiked Conc	MSD Recovery Conc	MSD Recovery %	C	MS/MSD RPD %	C	MS/MSD Control Limits LCL %	UCL %	RPD %
Arsenic - TCLP	< 0.038	2.5	2.4	96.4		---	---	---		---		80	120	20	876570-008	< 0.038	2.5	2.4	94.7		2.5	2.5	101.9		7.3		75	125	20
Barium - TCLP	< 0.005	2.5	2.4	97.2		---	---	---		---		80	120	20	876570-008	0.76	2.5	3	91.4		2.5	3.2	96.7		4.3		75	125	20
Cadmium - TCLP	< 0.0037	2.5	2.5	102.0		---	---	---		---		80	120	20	876570-008	< 0.0037	2.5	2.5	99.7		2.5	2.6	104.9		5.1		75	125	20
Chromium - TCLP	< 0.0066	2.5	2.4	94.4		---	---	---		---		80	120	20	876570-008	0.011	2.5	2.3	90.5		2.5	2.4	97.5		7.4		75	125	20
Lead - TCLP	< 0.017	2.5	2.5	99.6		---	---	---		---		80	120	20	876570-008	0.021	2.5	2.4	96.7		2.5	2.6	101.6		4.8		75	125	20
Selenium - TCLP	< 0.042	2.5	2.5	98.2		---	---	---		---		80	120	20	876570-008	< 0.042	2.5	2.4	95.3		2.5	2.5	101.9		6.7		75	125	20
Silver - TCLP	< 0.013	1.2	1.2	96.5		---	---	---		---		80	120	20	876570-008	< 0.013	1.2	1.2	96.9		1.2	1.3	101.8		5.0		75	125	20

Conc = mg/L unless otherwise noted
C = QC Code, see Qualifer Sheet
Parent Result is reported down to MDL in order to allow Validation of this worksheet
The %R and RPD results are calculated from raw data values with more significant figures than are reported on this form.

Report Date: 10/19/2006
QC Batch Number: 15000

Pace Analytical Services, Inc.
1700 Elm Street, Suite 200
Minneapolis, MN 55414
Phone: (612)607-1700
Fax: (612)607-6444

October 17, 2006

Client Services
Pace Analytical Green Bay
1241 Bellevue Street
Suite 9
Green Bay, WI 54302

RE: Project: 876570 FOTH AND VAN DYKE
Pace Project No.: 1039376

Dear Client Services:
Enclosed are the analytical results for sample(s) received by the laboratory between October 03, 2006 and October 04, 2006. Results reported herein conform to the most current NELAC standards, where applicable, unless otherwise narrated in the body of the report.

If you have any questions concerning this report, please feel free to contact me.

Sincerely,

Jane Eilders

Jane Eilders

jane.eilders@pacelabs.com
Project Coordinator

Illinois Certification #: 200011
Iowa Certification #: 368
Minnesota Certification #: 027-053-137
Wisconsin Certification #: 999407970

Enclosures

This report shall not be reproduced, except in full,
without the written consent of Pace Analytical Services, Inc..

Pace Analytical Services, Inc.
1700 Elm Street, Suite 200
Minneapolis, MN 55414
Phone: (612)607-1700
Fax: (612)607-6444

SAMPLE SUMMARY

Project: 876570 FOTH AND VAN DYKE
Pace Project No.: 1039376

Lab ID	Sample ID	Matrix	Date Collected	Date Received
876570001	SB-629 14-16'	Solid	09/22/06 00:00	10/03/06 09:00
876570002	SB-630 14-16'	Solid	09/22/06 00:00	10/03/06 09:00
876570003	SB-631 14-16'	Solid	09/21/06 00:00	10/03/06 09:00
876570004	SB-639 14-16'	Solid	09/21/06 00:00	10/03/06 09:00
876570005	SB-638 9'-11'	Solid	09/21/06 00:00	10/03/06 09:00
876570006	SB-643 14'-16'	Solid	09/21/06 00:00	10/03/06 09:00
876570007	SB-626 S-3	Solid	09/20/06 00:00	10/03/06 09:00
876570008	KMW-7 S-1	Solid	09/21/06 00:00	10/03/06 09:00
876570009	KMW-9P S-3	Solid	09/21/06 00:00	10/03/06 09:00
876570010	SB-621 S-3	Solid	09/20/06 00:00	10/03/06 09:00
876570011	SB-620 S-4	Solid	09/20/06 00:00	10/03/06 09:00
876570012	SB-635 S-3	Solid	09/20/06 00:00	10/03/06 09:00
876570013	KMW-4P 12'-14'	Solid	09/20/06 00:00	10/03/06 09:00
876570014	KMW-5-14'-14.5'	Solid	09/19/06 00:00	10/03/06 09:00
876570015	KSB-13-S-2	Solid	09/22/06 12:30	10/04/06 08:50

This report shall not be reproduced, except in full,
without the written consent of Pace Analytical Services, Inc..

Pace Analytical Services, Inc.
1700 Elm Street, Suite 200
Minneapolis, MN 55414
Phone: (612)607-1700
Fax: (612)607-6444

SAMPLE ANALYTE COUNT

Project: 876570 FOTH AND VAN DYKE
Pace Project No.: 1039376

Lab ID	Sample ID	Method	Analytes Reported
876570001	SB-629 14-16'	% Moisture	1
		EPA 6020	22
		EPA 7471	1
876570002	SB-630 14-16'	% Moisture	1
		EPA 6020	22
		EPA 7471	1
876570003	SB-631 14-16'	% Moisture	1
		EPA 6020	22
		EPA 7471	1
876570004	SB-639 14-16'	% Moisture	1
		EPA 6020	22
		EPA 7471	1
876570005	SB-638 9'-11'	% Moisture	1
		EPA 6020	22
		EPA 7471	1
876570006	SB-643 14'-16'	% Moisture	1
		EPA 6020	22
		EPA 7471	1
876570007	SB-626 S-3	% Moisture	1
		EPA 6020	22
		EPA 7471	1
876570008	KMW-7 S-1	% Moisture	1
		EPA 6020	22
		EPA 7471	1
876570009	KMW-9P S-3	% Moisture	1
		EPA 6020	22
		EPA 7471	1
876570010	SB-621 S-3	% Moisture	1
		EPA 6020	22
		EPA 7471	1
876570011	SB-620 S-4	% Moisture	1
		EPA 6020	22
		EPA 7471	1
876570012	SB-635 S-3	% Moisture	1
		EPA 6020	22
		EPA 7471	1
876570013	KMW-4P 12'-14'	% Moisture	1

This report shall not be reproduced, except in full,
without the written consent of Pace Analytical Services, Inc..

Pace Analytical Services, Inc.
1700 Elm Street, Suite 200
Minneapolis, MN 55414
Phone: (612)607-1700
Fax: (612)607-6444

SAMPLE ANALYTE COUNT

Project: 876570 FOTH AND VAN DYKE
Pace Project No.: 1039376

Lab ID	Sample ID	Method	Analytes Reported
		EPA 6020	22
		EPA 7471	1
		EPA 9010A	1
876570014	KMW-5-14'-14.5'	% Moisture	1
		EPA 6020	22
		EPA 7471	1
876570015	KSB-13-S-2	% Moisture	1
		EPA 6020	22
		EPA 7471	1

This report shall not be reproduced, except in full,
without the written consent of Pace Analytical Services, Inc..

Pace Analytical®
www.pacelabs.com

Pace Analytical Services, Inc.
1700 Elm Street, Suite 200
Minneapolis, MN 55414
Phone: (612)607-1700
Fax: (612)607-6444

ANALYTICAL RESULTS

Project: 876570 FOTH AND VAN DYKE
Pace Project No.: 1039376

Sample: SB-629 14-16' **Lab ID: 876570001** Collected: 09/22/06 00:00 Received: 10/03/06 09:00 Matrix: Solid

Solid results reported on dry weight basis

Parameters	Results	Units	Report Limit	MDL	DF	Prepared	Analyzed	CAS No.	Qual
6020 MET ICPMS	Analytical Method: EPA 6020 Preparation Method: EPA 3020								
Aluminum	**1920**	mg/kg	48.4	24.2	200	10/04/06 00:00	10/11/06 19:48	7429-90-5	
Antimony	**0.10J**	mg/kg	0.12	0.061	20	10/04/06 00:00	10/11/06 19:44	7440-36-0	
Arsenic	**1.3**	mg/kg	0.12	0.061	20	10/04/06 00:00	10/11/06 19:44	7440-38-2	
Barium	**2.0**	mg/kg	0.12	0.061	20	10/04/06 00:00	10/11/06 19:44	7440-39-3	
Beryllium	**0.60**	mg/kg	0.24	0.12	20	10/04/06 00:00	10/11/06 19:44	7440-41-7	
Boron	**1.6J**	mg/kg	2.4	1.2	20	10/04/06 00:00	10/11/06 19:44	7440-42-8	
Cadmium	ND	mg/kg	0.12	0.061	20	10/04/06 00:00	10/11/06 19:44	7440-43-9	
Chromium	**9.9**	mg/kg	0.61	0.30	20	10/04/06 00:00	10/11/06 19:44	7440-47-3	
Cobalt	**3.8**	mg/kg	0.12	0.061	20	10/04/06 00:00	10/11/06 19:44	7440-48-4	
Copper	**11.8**	mg/kg	0.48	0.24	20	10/04/06 00:00	10/11/06 19:44	7440-50-8	
Iron	**37100**	mg/kg	1510	757	500	10/04/06 00:00	10/13/06 17:34	7439-89-6	
Lead	**1.8**	mg/kg	0.12	0.061	20	10/04/06 00:00	10/11/06 19:44	7439-92-1	
Lithium	**4.6**	mg/kg	0.61	0.30	100	10/04/06 00:00	10/16/06 10:14	7439-93-2	
Magnesium	**1180**	mg/kg	6.1	3.0	20	10/04/06 00:00	10/11/06 19:44	7439-95-4	
Manganese	**184**	mg/kg	0.61	0.30	20	10/04/06 00:00	10/11/06 19:44	7439-96-5	
Molybdenum	**1.1**	mg/kg	0.12	0.061	20	10/04/06 00:00	10/11/06 19:44	7439-98-7	
Nickel	**15.9**	mg/kg	0.24	0.12	20	10/04/06 00:00	10/11/06 19:44	7440-02-0	
Selenium	ND	mg/kg	0.61	0.30	20	10/04/06 00:00	10/11/06 19:44	7782-49-2	
Silver	**0.54**	mg/kg	0.24	0.12	20	10/04/06 00:00	10/11/06 19:44	7440-22-4	B
Thallium	ND	mg/kg	0.12	0.061	20	10/04/06 00:00	10/11/06 19:44	7440-28-0	
Vanadium	**10.1**	mg/kg	2.4	1.2	20	10/04/06 00:00	10/11/06 19:44	7440-62-2	
Zinc	**11.2**	mg/kg	6.1	3.0	20	10/04/06 00:00	10/11/06 19:44	7440-66-6	
7471 Mercury	Analytical Method: EPA 7471 Preparation Method: EPA 7471								
Mercury	ND	mg/kg	0.023	0.012	1	10/04/06 00:00	10/05/06 09:50	7439-97-6	
Dry Weight	Analytical Method: % Moisture								
Percent Moisture	**21.3**	%	0.10	0.10	1		10/17/06 00:00		

Sample: SB-630 14-16' **Lab ID: 876570002** Collected: 09/22/06 00:00 Received: 10/03/06 09:00 Matrix: Solid

Solid results reported on dry weight basis

Parameters	Results	Units	Report Limit	MDL	DF	Prepared	Analyzed	CAS No.	Qual
6020 MET ICPMS	Analytical Method: EPA 6020 Preparation Method: EPA 3020								
Aluminum	**3570**	mg/kg	104	52.2	500	10/04/06 00:00	10/13/06 17:42	7429-90-5	
Antimony	**0.074J**	mg/kg	0.10	0.052	20	10/04/06 00:00	10/11/06 19:52	7440-36-0	
Arsenic	**1.5**	mg/kg	0.10	0.052	20	10/04/06 00:00	10/11/06 19:52	7440-38-2	
Barium	**3.0**	mg/kg	0.10	0.052	20	10/04/06 00:00	10/11/06 19:52	7440-39-3	
Beryllium	**1.0**	mg/kg	0.21	0.10	20	10/04/06 00:00	10/11/06 19:52	7440-41-7	
Boron	**5.8**	mg/kg	4.2	2.1	40	10/04/06 00:00	10/13/06 17:38	7440-42-8	
Cadmium	ND	mg/kg	0.10	0.052	20	10/04/06 00:00	10/11/06 19:52	7440-43-9	
Chromium	**8.3**	mg/kg	0.52	0.26	20	10/04/06 00:00	10/11/06 19:52	7440-47-3	

This report shall not be reproduced, except in full,
without the written consent of Pace Analytical Services, Inc..

nelac

Pace Analytical®
www.pacelabs.com

Pace Analytical Services, Inc.
1700 Elm Street, Suite 200
Minneapolis, MN 55414
Phone: (612)607-1700
Fax: (612)607-6444

ANALYTICAL RESULTS

Project: 876570 FOTH AND VAN DYKE
Pace Project No.: 1039376

Sample: SB-630 14-16' **Lab ID: 876570002** Collected: 09/22/06 00:00 Received: 10/03/06 09:00 Matrix: Solid
Solid results reported on dry weight basis

Parameters	Results	Units	Report Limit	MDL	DF	Prepared	Analyzed	CAS No.	Qual
6020 MET ICPMS	Analytical Method: EPA 6020 Preparation Method: EPA 3020								
Cobalt	**4.0**	mg/kg	0.10	0.052	20	10/04/06 00:00	10/11/06 19:52	7440-48-4	
Copper	**10.3**	mg/kg	0.42	0.21	20	10/04/06 00:00	10/11/06 19:52	7440-50-8	
Iron	**33500**	mg/kg	1310	653	500	10/04/06 00:00	10/13/06 17:42	7439-89-6	
Lead	**1.1**	mg/kg	0.10	0.052	20	10/04/06 00:00	10/11/06 19:52	7439-92-1	
Lithium	**7.2**	mg/kg	0.52	0.26	100	10/04/06 00:00	10/16/06 10:18	7439-93-2	
Magnesium	**2210**	mg/kg	5.2	2.6	20	10/04/06 00:00	10/11/06 19:52	7439-95-4	
Manganese	**334**	mg/kg	1.0	0.52	40	10/04/06 00:00	10/13/06 17:38	7439-96-5	
Molybdenum	**0.95**	mg/kg	0.10	0.052	20	10/04/06 00:00	10/11/06 19:52	7439-98-7	
Nickel	**10.1**	mg/kg	0.21	0.10	20	10/04/06 00:00	10/11/06 19:52	7440-02-0	
Selenium	ND	mg/kg	0.52	0.26	20	10/04/06 00:00	10/11/06 19:52	7782-49-2	
Silver	**0.20J**	mg/kg	0.21	0.10	20	10/04/06 00:00	10/11/06 19:52	7440-22-4	
Thallium	ND	mg/kg	0.10	0.052	20	10/04/06 00:00	10/11/06 19:52	7440-28-0	
Vanadium	**11.1**	mg/kg	2.1	1.0	20	10/04/06 00:00	10/11/06 19:52	7440-62-2	
Zinc	**23.1**	mg/kg	5.2	2.6	20	10/04/06 00:00	10/11/06 19:52	7440-66-6	
7471 Mercury	Analytical Method: EPA 7471 Preparation Method: EPA 7471								
Mercury	ND	mg/kg	0.023	0.011	1	10/04/06 00:00	10/05/06 09:55	7439-97-6	
Dry Weight	Analytical Method: % Moisture								
Percent Moisture	**20.2**	%	0.10	0.10	1		10/03/06 00:00		

Sample: SB-631 14-16' **Lab ID: 876570003** Collected: 09/21/06 00:00 Received: 10/03/06 09:00 Matrix: Solid
Solid results reported on dry weight basis

Parameters	Results	Units	Report Limit	MDL	DF	Prepared	Analyzed	CAS No.	Qual
6020 MET ICPMS	Analytical Method: EPA 6020 Preparation Method: EPA 3020								
Aluminum	**3530**	mg/kg	120	60.1	500	10/04/06 00:00	10/13/06 17:50	7429-90-5	
Antimony	**0.060J**	mg/kg	0.12	0.060	20	10/04/06 00:00	10/11/06 20:00	7440-36-0	
Arsenic	**0.80**	mg/kg	0.12	0.060	20	10/04/06 00:00	10/11/06 20:00	7440-38-2	
Barium	**3.8**	mg/kg	0.12	0.060	20	10/04/06 00:00	10/11/06 20:00	7440-39-3	
Beryllium	**0.94**	mg/kg	0.24	0.12	20	10/04/06 00:00	10/11/06 20:00	7440-41-7	
Boron	**6.7**	mg/kg	4.8	2.4	40	10/04/06 00:00	10/13/06 17:46	7440-42-8	
Cadmium	ND	mg/kg	0.12	0.060	20	10/04/06 00:00	10/11/06 20:00	7440-43-9	
Chromium	**8.7**	mg/kg	0.60	0.30	20	10/04/06 00:00	10/11/06 20:00	7440-47-3	
Cobalt	**7.3**	mg/kg	0.12	0.060	20	10/04/06 00:00	10/11/06 20:00	7440-48-4	
Copper	**8.7**	mg/kg	0.48	0.24	20	10/04/06 00:00	10/11/06 20:00	7440-50-8	
Iron	**28400**	mg/kg	601	301	200	10/04/06 00:00	10/11/06 20:04	7439-89-6	
Lead	**1.2**	mg/kg	0.12	0.060	20	10/04/06 00:00	10/11/06 20:00	7439-92-1	
Lithium	**7.7**	mg/kg	0.60	0.30	100	10/04/06 00:00	10/16/06 10:22	7439-93-2	
Magnesium	**2200**	mg/kg	6.0	3.0	20	10/04/06 00:00	10/11/06 20:00	7439-95-4	
Manganese	**274**	mg/kg	1.2	0.60	40	10/04/06 00:00	10/13/06 17:46	7439-96-5	
Molybdenum	**1.2**	mg/kg	0.12	0.060	20	10/04/06 00:00	10/11/06 20:00	7439-98-7	

This report shall not be reproduced, except in full,
without the written consent of Pace Analytical Services, Inc..

ACCREDITED IN ACCORDANCE WITH nelac

Pace Analytical Services, Inc.
1700 Elm Street, Suite 200
Minneapolis, MN 55414
Phone: (612)607-1700
Fax: (612)607-6444

ANALYTICAL RESULTS

Project: 876570 FOTH AND VAN DYKE
Pace Project No.: 1039376

Sample: SB-631 14-16' **Lab ID: 876570003** Collected: 09/21/06 00:00 Received: 10/03/06 09:00 Matrix: Solid

Solid results reported on dry weight basis

Parameters	Results	Units	Report Limit	MDL	DF	Prepared	Analyzed	CAS No.	Qual
6020 MET ICPMS	Analytical Method: EPA 6020 Preparation Method: EPA 3020								
Nickel	**27.1**	mg/kg	0.24	0.12	20	10/04/06 00:00	10/11/06 20:00	7440-02-0	
Selenium	ND	mg/kg	0.60	0.30	20	10/04/06 00:00	10/11/06 20:00	7782-49-2	
Silver	**0.14J**	mg/kg	0.24	0.12	20	10/04/06 00:00	10/11/06 20:00	7440-22-4	
Thallium	ND	mg/kg	0.12	0.060	20	10/04/06 00:00	10/11/06 20:00	7440-28-0	
Vanadium	**11.2**	mg/kg	2.4	1.2	20	10/04/06 00:00	10/11/06 20:00	7440-62-2	
Zinc	**18.2**	mg/kg	6.0	3.0	20	10/04/06 00:00	10/11/06 20:00	7440-66-6	
7471 Mercury	Analytical Method: EPA 7471 Preparation Method: EPA 7471								
Mercury	ND	mg/kg	0.024	0.012	1	10/04/06 00:00	10/05/06 09:56	7439-97-6	
Dry Weight	Analytical Method: % Moisture								
Percent Moisture	**20.8**	%	0.10	0.10	1		10/03/06 00:00		

Sample: SB-639 14-16' **Lab ID: 876570004** Collected: 09/21/06 00:00 Received: 10/03/06 09:00 Matrix: Solid

Solid results reported on dry weight basis

Parameters	Results	Units	Report Limit	MDL	DF	Prepared	Analyzed	CAS No.	Qual
6020 MET ICPMS	Analytical Method: EPA 6020 Preparation Method: EPA 3020								
Aluminum	**3050**	mg/kg	119	59.6	500	10/04/06 00:00	10/13/06 17:59	7429-90-5	
Antimony	ND	mg/kg	0.12	0.060	20	10/04/06 00:00	10/11/06 20:08	7440-36-0	
Arsenic	**0.72**	mg/kg	0.12	0.060	20	10/04/06 00:00	10/11/06 20:08	7440-38-2	
Barium	**3.9**	mg/kg	0.12	0.060	20	10/04/06 00:00	10/11/06 20:08	7440-39-3	
Beryllium	**0.63**	mg/kg	0.24	0.12	20	10/04/06 00:00	10/11/06 20:08	7440-41-7	
Boron	**4.6J**	mg/kg	4.8	2.4	40	10/04/06 00:00	10/13/06 17:54	7440-42-8	D3
Cadmium	ND	mg/kg	0.12	0.060	20	10/04/06 00:00	10/11/06 20:08	7440-43-9	
Chromium	**7.8**	mg/kg	0.60	0.30	20	10/04/06 00:00	10/11/06 20:08	7440-47-3	
Cobalt	**4.1**	mg/kg	0.12	0.060	20	10/04/06 00:00	10/11/06 20:08	7440-48-4	
Copper	**10.1**	mg/kg	0.48	0.24	20	10/04/06 00:00	10/11/06 20:08	7440-50-8	
Iron	**22900**	mg/kg	596	298	200	10/04/06 00:00	10/11/06 20:12	7439-89-6	
Lead	**1.2**	mg/kg	0.12	0.060	20	10/04/06 00:00	10/11/06 20:08	7439-92-1	
Lithium	**7.0**	mg/kg	0.60	0.30	100	10/04/06 00:00	10/16/06 10:26	7439-93-2	
Magnesium	**1820**	mg/kg	6.0	3.0	20	10/04/06 00:00	10/11/06 20:08	7439-95-4	
Manganese	**214**	mg/kg	0.60	0.30	20	10/04/06 00:00	10/11/06 20:08	7439-96-5	
Molybdenum	**0.56**	mg/kg	0.12	0.060	20	10/04/06 00:00	10/11/06 20:08	7439-98-7	
Nickel	**11.4**	mg/kg	0.24	0.12	20	10/04/06 00:00	10/11/06 20:08	7440-02-0	
Selenium	ND	mg/kg	0.60	0.30	20	10/04/06 00:00	10/11/06 20:08	7782-49-2	
Silver	ND	mg/kg	0.24	0.12	20	10/04/06 00:00	10/11/06 20:08	7440-22-4	
Thallium	ND	mg/kg	0.12	0.060	20	10/04/06 00:00	10/11/06 20:08	7440-28-0	
Vanadium	**9.9**	mg/kg	2.4	1.2	20	10/04/06 00:00	10/11/06 20:08	7440-62-2	
Zinc	**10.6**	mg/kg	6.0	3.0	20	10/04/06 00:00	10/11/06 20:08	7440-66-6	

This report shall not be reproduced, except in full,
without the written consent of Pace Analytical Services, Inc..

Pace Analytical Services, Inc.
1700 Elm Street, Suite 200
Minneapolis, MN 55414
Phone: (612)607-1700
Fax: (612)607-6444

ANALYTICAL RESULTS

Project: 876570 FOTH AND VAN DYKE
Pace Project No.: 1039376

Sample: SB-639 14-16' **Lab ID: 876570004** Collected: 09/21/06 00:00 Received: 10/03/06 09:00 Matrix: Solid
Solid results reported on dry weight basis

Parameters	Results	Units	Report Limit	MDL	DF	Prepared	Analyzed	CAS No.	Qual
7471 Mercury	Analytical Method: EPA 7471 Preparation Method: EPA 7471								
Mercury	ND	mg/kg	0.020	0.010	1	10/04/06 00:00	10/05/06 09:57	7439-97-6	
Dry Weight	Analytical Method: % Moisture								
Percent Moisture	**23.8**	%	0.10	0.10	1		10/03/06 00:00		

Sample: SB-638 9'-11' **Lab ID: 876570005** Collected: 09/21/06 00:00 Received: 10/03/06 09:00 Matrix: Solid
Solid results reported on dry weight basis

Parameters	Results	Units	Report Limit	MDL	DF	Prepared	Analyzed	CAS No.	Qual
6020 MET ICPMS	Analytical Method: EPA 6020 Preparation Method: EPA 3020								
Aluminum	**3630**	mg/kg	114	57.0	500	10/04/06 00:00	10/13/06 18:23	7429-90-5	
Antimony	**0.072J**	mg/kg	0.11	0.057	20	10/04/06 00:00	10/11/06 20:45	7440-36-0	
Arsenic	**0.98**	mg/kg	0.11	0.057	20	10/04/06 00:00	10/11/06 20:45	7440-38-2	
Barium	**8.6**	mg/kg	0.11	0.057	20	10/04/06 00:00	10/11/06 20:45	7440-39-3	
Beryllium	**0.84**	mg/kg	0.23	0.11	20	10/04/06 00:00	10/11/06 20:45	7440-41-7	
Boron	ND	mg/kg	11.4	5.7	100	10/04/06 00:00	10/16/06 10:38	7440-42-8	D3
Cadmium	ND	mg/kg	0.11	0.057	20	10/04/06 00:00	10/11/06 20:45	7440-43-9	
Chromium	**6.8**	mg/kg	0.57	0.29	20	10/04/06 00:00	10/11/06 20:45	7440-47-3	
Cobalt	**4.8**	mg/kg	0.11	0.057	20	10/04/06 00:00	10/11/06 20:45	7440-48-4	
Copper	**11.3**	mg/kg	0.46	0.23	20	10/04/06 00:00	10/11/06 20:45	7440-50-8	
Iron	**25100**	mg/kg	570	285	200	10/04/06 00:00	10/11/06 20:49	7439-89-6	
Lead	**0.93**	mg/kg	0.11	0.057	20	10/04/06 00:00	10/11/06 20:45	7439-92-1	
Lithium	**8.2**	mg/kg	0.57	0.29	100	10/04/06 00:00	10/16/06 10:38	7439-93-2	
Magnesium	**1850**	mg/kg	5.7	2.9	20	10/04/06 00:00	10/11/06 20:45	7439-95-4	
Manganese	**178**	mg/kg	0.57	0.29	20	10/04/06 00:00	10/11/06 20:45	7439-96-5	
Molybdenum	**0.50**	mg/kg	0.11	0.057	20	10/04/06 00:00	10/11/06 20:45	7439-98-7	
Nickel	**10.0**	mg/kg	0.23	0.11	20	10/04/06 00:00	10/11/06 20:45	7440-02-0	
Selenium	ND	mg/kg	0.57	0.29	20	10/04/06 00:00	10/11/06 20:45	7782-49-2	
Silver	**0.76**	mg/kg	0.23	0.11	20	10/04/06 00:00	10/11/06 20:45	7440-22-4	B
Thallium	ND	mg/kg	0.11	0.057	20	10/04/06 00:00	10/11/06 20:45	7440-28-0	
Vanadium	**14.7**	mg/kg	2.3	1.1	20	10/04/06 00:00	10/11/06 20:45	7440-62-2	
Zinc	**8.7**	mg/kg	5.7	2.9	20	10/04/06 00:00	10/11/06 20:45	7440-66-6	
7471 Mercury	Analytical Method: EPA 7471 Preparation Method: EPA 7471								
Mercury	ND	mg/kg	0.020	0.010	1	10/04/06 00:00	10/05/06 10:02	7439-97-6	
Dry Weight	Analytical Method: % Moisture								
Percent Moisture	**19.6**	%	0.10	0.10	1		10/03/06 00:00		

This report shall not be reproduced, except in full,
without the written consent of Pace Analytical Services, Inc..

Pace Analytical®
www.pacelabs.com

Pace Analytical Services, Inc.
1700 Elm Street, Suite 200
Minneapolis, MN 55414
Phone: (612)607-1700
Fax: (612)607-6444

ANALYTICAL RESULTS

Project: 876570 FOTH AND VAN DYKE
Pace Project No.: 1039376

Sample: SB-643 14'-16' **Lab ID: 876570006** Collected: 09/21/06 00:00 Received: 10/03/06 09:00 Matrix: Solid

Solid results reported on dry weight basis

Parameters	Results	Units	Report Limit	MDL	DF	Prepared	Analyzed	CAS No.	Qual
6020 MET ICPMS	Analytical Method: EPA 6020 Preparation Method: EPA 3020								
Aluminum	**2380**	mg/kg	48.2	24.1	200	10/04/06 00:00	10/11/06 20:57	7429-90-5	
Antimony	**0.085J**	mg/kg	0.12	0.060	20	10/04/06 00:00	10/11/06 20:53	7440-36-0	
Arsenic	**1.2**	mg/kg	0.12	0.060	20	10/04/06 00:00	10/11/06 20:53	7440-38-2	
Barium	**4.0**	mg/kg	0.12	0.060	20	10/04/06 00:00	10/11/06 20:53	7440-39-3	
Beryllium	**0.65**	mg/kg	0.24	0.12	20	10/04/06 00:00	10/11/06 20:53	7440-41-7	
Boron	ND	mg/kg	12.0	6.0	100	10/04/06 00:00	10/16/06 10:42	7440-42-8	D3
Cadmium	ND	mg/kg	0.12	0.060	20	10/04/06 00:00	10/11/06 20:53	7440-43-9	
Chromium	**10.8**	mg/kg	0.60	0.30	20	10/04/06 00:00	10/11/06 20:53	7440-47-3	
Cobalt	**3.7**	mg/kg	0.12	0.060	20	10/04/06 00:00	10/11/06 20:53	7440-48-4	
Copper	**10.3**	mg/kg	0.48	0.24	20	10/04/06 00:00	10/11/06 20:53	7440-50-8	
Iron	**38200**	mg/kg	1510	753	500	10/04/06 00:00	10/13/06 18:31	7439-89-6	
Lead	**1.7**	mg/kg	0.12	0.060	20	10/04/06 00:00	10/11/06 20:53	7439-92-1	
Lithium	**5.4**	mg/kg	0.60	0.30	100	10/04/06 00:00	10/16/06 10:42	7439-93-2	
Magnesium	**1360**	mg/kg	6.0	3.0	20	10/04/06 00:00	10/11/06 20:53	7439-95-4	
Manganese	**167**	mg/kg	0.60	0.30	20	10/04/06 00:00	10/11/06 20:53	7439-96-5	
Molybdenum	**0.88**	mg/kg	0.12	0.060	20	10/04/06 00:00	10/11/06 20:53	7439-98-7	
Nickel	**17.5**	mg/kg	0.24	0.12	20	10/04/06 00:00	10/11/06 20:53	7440-02-0	
Selenium	ND	mg/kg	0.60	0.30	20	10/04/06 00:00	10/11/06 20:53	7782-49-2	
Silver	**0.21J**	mg/kg	0.24	0.12	20	10/04/06 00:00	10/11/06 20:53	7440-22-4	
Thallium	ND	mg/kg	0.12	0.060	20	10/04/06 00:00	10/11/06 20:53	7440-28-0	
Vanadium	**10.2**	mg/kg	2.4	1.2	20	10/04/06 00:00	10/11/06 20:53	7440-62-2	
Zinc	**10.0**	mg/kg	6.0	3.0	20	10/04/06 00:00	10/11/06 20:53	7440-66-6	
7471 Mercury	Analytical Method: EPA 7471 Preparation Method: EPA 7471								
Mercury	ND	mg/kg	0.023	0.011	1	10/04/06 00:00	10/05/06 10:03	7439-97-6	
Dry Weight	Analytical Method: % Moisture								
Percent Moisture	**22.4**	%	0.10	0.10	1		10/03/06 00:00		

Sample: SB-626 S-3 **Lab ID: 876570007** Collected: 09/20/06 00:00 Received: 10/03/06 09:00 Matrix: Solid

Solid results reported on dry weight basis

Parameters	Results	Units	Report Limit	MDL	DF	Prepared	Analyzed	CAS No.	Qual
6020 MET ICPMS	Analytical Method: EPA 6020 Preparation Method: EPA 3020								
Aluminum	**1710**	mg/kg	42.3	21.2	200	10/04/06 00:00	10/11/06 21:05	7429-90-5	
Antimony	**0.072J**	mg/kg	0.11	0.053	20	10/04/06 00:00	10/11/06 21:01	7440-36-0	
Arsenic	**5.0**	mg/kg	0.11	0.053	20	10/04/06 00:00	10/11/06 21:01	7440-38-2	
Barium	**2.6**	mg/kg	0.11	0.053	20	10/04/06 00:00	10/11/06 21:01	7440-39-3	
Beryllium	**0.89**	mg/kg	0.21	0.11	20	10/04/06 00:00	10/11/06 21:01	7440-41-7	
Boron	**6.1J**	mg/kg	10.6	5.3	100	10/04/06 00:00	10/16/06 10:46	7440-42-8	D6
Cadmium	ND	mg/kg	0.11	0.053	20	10/04/06 00:00	10/11/06 21:01	7440-43-9	
Chromium	**8.9**	mg/kg	0.53	0.26	20	10/04/06 00:00	10/11/06 21:01	7440-47-3	

This report shall not be reproduced, except in full,
without the written consent of Pace Analytical Services, Inc..

ACCREDITED IN ACCORDANCE WITH nelac

Pace Analytical®
www.pacelabs.com

Pace Analytical Services, Inc.
1700 Elm Street, Suite 200
Minneapolis, MN 55414
Phone: (612)607-1700
Fax: (612)607-6444

ANALYTICAL RESULTS

Project: 876570 FOTH AND VAN DYKE
Pace Project No.: 1039376

Sample: SB-626 S-3 **Lab ID: 876570007** Collected: 09/20/06 00:00 Received: 10/03/06 09:00 Matrix: Solid

Solid results reported on dry weight basis

Parameters	Results	Units	Report Limit	MDL	DF	Prepared	Analyzed	CAS No.	Qual
6020 MET ICPMS	Analytical Method: EPA 6020 Preparation Method: EPA 3020								
Cobalt	**5.4**	mg/kg	0.11	0.053	20	10/04/06 00:00	10/11/06 21:01	7440-48-4	
Copper	**12.0**	mg/kg	0.42	0.21	20	10/04/06 00:00	10/11/06 21:01	7440-50-8	
Iron	**26000**	mg/kg	529	265	200	10/04/06 00:00	10/11/06 21:05	7439-89-6	
Lead	**1.4**	mg/kg	0.11	0.053	20	10/04/06 00:00	10/11/06 21:01	7439-92-1	
Lithium	**5.9**	mg/kg	0.53	0.26	100	10/04/06 00:00	10/16/06 10:46	7439-93-2	
Magnesium	**1100**	mg/kg	5.3	2.6	20	10/04/06 00:00	10/11/06 21:01	7439-95-4	
Manganese	**87.1**	mg/kg	0.53	0.26	20	10/04/06 00:00	10/11/06 21:01	7439-96-5	
Molybdenum	**0.76**	mg/kg	0.11	0.053	20	10/04/06 00:00	10/11/06 21:01	7439-98-7	
Nickel	**13.1**	mg/kg	0.21	0.11	20	10/04/06 00:00	10/11/06 21:01	7440-02-0	
Selenium	ND	mg/kg	0.53	0.26	20	10/04/06 00:00	10/11/06 21:01	7782-49-2	
Silver	**0.12J**	mg/kg	0.21	0.11	20	10/04/06 00:00	10/11/06 21:01	7440-22-4	
Thallium	ND	mg/kg	0.11	0.053	20	10/04/06 00:00	10/11/06 21:01	7440-28-0	
Vanadium	**11.8**	mg/kg	2.1	1.1	20	10/04/06 00:00	10/11/06 21:01	7440-62-2	
Zinc	**10.3**	mg/kg	5.3	2.6	20	10/04/06 00:00	10/11/06 21:01	7440-66-6	
7471 Mercury	Analytical Method: EPA 7471 Preparation Method: EPA 7471								
Mercury	ND	mg/kg	0.021	0.010	1	10/04/06 00:00	10/05/06 10:04	7439-97-6	
Dry Weight	Analytical Method: % Moisture								
Percent Moisture	**19.9**	%	0.10	0.10	1		10/03/06 00:00		

Sample: KMW-7 S-1 **Lab ID: 876570008** Collected: 09/21/06 00:00 Received: 10/03/06 09:00 Matrix: Solid

Solid results reported on dry weight basis

Parameters	Results	Units	Report Limit	MDL	DF	Prepared	Analyzed	CAS No.	Qual
6020 MET ICPMS	Analytical Method: EPA 6020 Preparation Method: EPA 3020								
Aluminum	**5300**	mg/kg	430	215	2000	10/04/06 00:00	10/13/06 04:14	7429-90-5	
Antimony	**0.25**	mg/kg	0.11	0.054	20	10/04/06 00:00	10/11/06 21:09	7440-36-0	
Arsenic	**7.3**	mg/kg	0.11	0.054	20	10/04/06 00:00	10/11/06 21:09	7440-38-2	
Barium	**30.2**	mg/kg	0.11	0.054	20	10/04/06 00:00	10/11/06 21:09	7440-39-3	
Beryllium	**0.60**	mg/kg	0.21	0.11	20	10/04/06 00:00	10/11/06 21:09	7440-41-7	
Boron	ND	mg/kg	10.7	5.4	100	10/04/06 00:00	10/16/06 11:10	7440-42-8	D3
Cadmium	ND	mg/kg	0.11	0.054	20	10/04/06 00:00	10/11/06 21:09	7440-43-9	
Chromium	**20.8**	mg/kg	0.54	0.27	20	10/04/06 00:00	10/11/06 21:09	7440-47-3	
Cobalt	**4.9**	mg/kg	0.11	0.054	20	10/04/06 00:00	10/11/06 21:09	7440-48-4	
Copper	**26.0**	mg/kg	0.43	0.21	20	10/04/06 00:00	10/11/06 21:09	7440-50-8	
Iron	**45000**	mg/kg	5370	2690	2000	10/04/06 00:00	10/13/06 04:14	7439-89-6	
Lead	**24.0**	mg/kg	0.11	0.054	20	10/04/06 00:00	10/11/06 21:09	7439-92-1	
Lithium	**7.8**	mg/kg	0.54	0.27	100	10/04/06 00:00	10/16/06 11:10	7439-93-2	
Magnesium	**3450**	mg/kg	26.9	13.4	100	10/04/06 00:00	10/16/06 11:10	7439-95-4	
Manganese	**205**	mg/kg	0.54	0.27	20	10/04/06 00:00	10/11/06 21:09	7439-96-5	
Molybdenum	**1.5**	mg/kg	0.11	0.054	20	10/04/06 00:00	10/11/06 21:09	7439-98-7	

This report shall not be reproduced, except in full,
without the written consent of Pace Analytical Services, Inc..

ACCREDITED IN ACCORDANCE WITH nelac

Pace Analytical Services, Inc.
1700 Elm Street, Suite 200
Minneapolis, MN 55414
Phone: (612)607-1700
Fax: (612)607-6444

ANALYTICAL RESULTS

Project: 876570 FOTH AND VAN DYKE
Pace Project No.: 1039376

Sample: KMW-7 S-1 **Lab ID: 876570008** Collected: 09/21/06 00:00 Received: 10/03/06 09:00 Matrix: Solid
Solid results reported on dry weight basis

Parameters	Results	Units	Report Limit	MDL	DF	Prepared	Analyzed	CAS No.	Qual
6020 MET ICPMS	Analytical Method: EPA 6020 Preparation Method: EPA 3020								
Nickel	**22.4**	mg/kg	0.21	0.11	20	10/04/06 00:00	10/11/06 21:09	7440-02-0	
Selenium	ND	mg/kg	0.54	0.27	20	10/04/06 00:00	10/11/06 21:09	7782-49-2	
Silver	ND	mg/kg	0.21	0.11	20	10/04/06 00:00	10/11/06 21:09	7440-22-4	
Thallium	ND	mg/kg	0.11	0.054	20	10/04/06 00:00	10/11/06 21:09	7440-28-0	
Vanadium	**22.8**	mg/kg	2.1	1.1	20	10/04/06 00:00	10/11/06 21:09	7440-62-2	
Zinc	**34.8**	mg/kg	5.4	2.7	20	10/04/06 00:00	10/11/06 21:09	7440-66-6	
7471 Mercury	Analytical Method: EPA 7471 Preparation Method: EPA 7471								
Mercury	**0.053**	mg/kg	0.020	0.0099	1	10/04/06 00:00	10/05/06 10:06	7439-97-6	
Dry Weight	Analytical Method: % Moisture								
Percent Moisture	**7.9**	%	0.10	0.10	1		10/03/06 00:00		

Sample: KMW-9P S-3 **Lab ID: 876570009** Collected: 09/21/06 00:00 Received: 10/03/06 09:00 Matrix: Solid
Solid results reported on dry weight basis

Parameters	Results	Units	Report Limit	MDL	DF	Prepared	Analyzed	CAS No.	Qual
6020 MET ICPMS	Analytical Method: EPA 6020 Preparation Method: EPA 3020								
Aluminum	**3980**	mg/kg	90.6	45.3	500	10/04/06 00:00	10/13/06 04:22	7429-90-5	
Antimony	**0.11**	mg/kg	0.091	0.045	20	10/04/06 00:00	10/11/06 21:50	7440-36-0	
Arsenic	**4.0**	mg/kg	0.091	0.045	20	10/04/06 00:00	10/11/06 21:50	7440-38-2	
Barium	**10.8**	mg/kg	0.091	0.045	20	10/04/06 00:00	10/11/06 21:50	7440-39-3	
Beryllium	**0.17J**	mg/kg	0.18	0.091	20	10/04/06 00:00	10/11/06 21:50	7440-41-7	
Boron	**2.1**	mg/kg	1.8	0.91	20	10/04/06 00:00	10/11/06 21:50	7440-42-8	
Cadmium	ND	mg/kg	0.091	0.045	20	10/04/06 00:00	10/11/06 21:50	7440-43-9	
Chromium	**8.6**	mg/kg	0.45	0.23	20	10/04/06 00:00	10/11/06 21:50	7440-47-3	
Cobalt	**3.9**	mg/kg	0.091	0.045	20	10/04/06 00:00	10/11/06 21:50	7440-48-4	
Copper	**8.3**	mg/kg	0.36	0.18	20	10/04/06 00:00	10/11/06 21:50	7440-50-8	
Iron	**11000**	mg/kg	453	226	200	10/04/06 00:00	10/11/06 21:54	7439-89-6	
Lead	**1.3**	mg/kg	0.091	0.045	20	10/04/06 00:00	10/11/06 21:50	7439-92-1	
Lithium	**4.9**	mg/kg	0.091	0.045	20	10/04/06 00:00	10/11/06 21:50	7439-93-2	
Magnesium	**2060**	mg/kg	4.5	2.3	20	10/04/06 00:00	10/11/06 21:50	7439-95-4	
Manganese	**71.5**	mg/kg	0.45	0.23	20	10/04/06 00:00	10/11/06 21:50	7439-96-5	
Molybdenum	**0.63**	mg/kg	0.18	0.091	40	10/04/06 00:00	10/13/06 19:00	7439-98-7	
Nickel	**13.2**	mg/kg	0.18	0.091	20	10/04/06 00:00	10/11/06 21:50	7440-02-0	
Selenium	ND	mg/kg	0.45	0.23	20	10/04/06 00:00	10/11/06 21:50	7782-49-2	
Silver	**0.63**	mg/kg	0.18	0.091	20	10/04/06 00:00	10/11/06 21:50	7440-22-4	B
Thallium	ND	mg/kg	0.091	0.045	20	10/04/06 00:00	10/11/06 21:50	7440-28-0	
Vanadium	**18.0**	mg/kg	1.8	0.91	20	10/04/06 00:00	10/11/06 21:50	7440-62-2	
Zinc	**11.2**	mg/kg	4.5	2.3	20	10/04/06 00:00	10/11/06 21:50	7440-66-6	

This report shall not be reproduced, except in full,
without the written consent of Pace Analytical Services, Inc..

Pace Analytical®
www.pacelabs.com

Pace Analytical Services, Inc.
1700 Elm Street, Suite 200
Minneapolis, MN 55414
Phone: (612)607-1700
Fax: (612)607-6444

ANALYTICAL RESULTS

Project: 876570 FOTH AND VAN DYKE
Pace Project No.: 1039376

Sample: KMW-9P S-3 **Lab ID: 876570009** Collected: 09/21/06 00:00 Received: 10/03/06 09:00 Matrix: Solid

Solid results reported on dry weight basis

Parameters	Results	Units	Report Limit	MDL	DF	Prepared	Analyzed	CAS No.	Qual
7471 Mercury	Analytical Method: EPA 7471 Preparation Method: EPA 7471								
Mercury	ND	mg/kg	0.023	0.012	1	10/04/06 00:00	10/05/06 10:07	7439-97-6	
Dry Weight	Analytical Method: % Moisture								
Percent Moisture	**16.4**	%	0.10	0.10	1		10/03/06 00:00		

Sample: SB-621 S-3 **Lab ID: 876570010** Collected: 09/20/06 00:00 Received: 10/03/06 09:00 Matrix: Solid

Solid results reported on dry weight basis

Parameters	Results	Units	Report Limit	MDL	DF	Prepared	Analyzed	CAS No.	Qual
6020 MET ICPMS	Analytical Method: EPA 6020 Preparation Method: EPA 3020								
Aluminum	**1340**	mg/kg	39.2	19.6	200	10/04/06 00:00	10/11/06 22:02	7429-90-5	
Antimony	ND	mg/kg	0.098	0.049	20	10/04/06 00:00	10/11/06 21:58	7440-36-0	
Arsenic	**0.83**	mg/kg	0.098	0.049	20	10/04/06 00:00	10/11/06 21:58	7440-38-2	
Barium	**1.2**	mg/kg	0.098	0.049	20	10/04/06 00:00	10/11/06 21:58	7440-39-3	
Beryllium	**0.66**	mg/kg	0.20	0.098	20	10/04/06 00:00	10/11/06 21:58	7440-41-7	
Boron	**2.9**	mg/kg	2.0	0.98	20	10/04/06 00:00	10/11/06 21:58	7440-42-8	
Cadmium	ND	mg/kg	0.098	0.049	20	10/04/06 00:00	10/11/06 21:58	7440-43-9	
Chromium	**3.1**	mg/kg	0.49	0.24	20	10/04/06 00:00	10/11/06 21:58	7440-47-3	
Cobalt	**1.9**	mg/kg	0.098	0.049	20	10/04/06 00:00	10/11/06 21:58	7440-48-4	
Copper	**5.5**	mg/kg	0.39	0.20	20	10/04/06 00:00	10/11/06 21:58	7440-50-8	
Iron	**15600**	mg/kg	489	245	200	10/04/06 00:00	10/11/06 22:02	7439-89-6	
Lead	**1.5**	mg/kg	0.098	0.049	20	10/04/06 00:00	10/11/06 21:58	7439-92-1	
Lithium	**4.2**	mg/kg	0.098	0.049	20	10/04/06 00:00	10/11/06 21:58	7439-93-2	
Magnesium	**757**	mg/kg	4.9	2.4	20	10/04/06 00:00	10/11/06 21:58	7439-95-4	
Manganese	**78.5**	mg/kg	0.49	0.24	20	10/04/06 00:00	10/11/06 21:58	7439-96-5	
Molybdenum	**0.44**	mg/kg	0.20	0.098	40	10/04/06 00:00	10/13/06 19:04	7439-98-7	
Nickel	**4.7**	mg/kg	0.20	0.098	20	10/04/06 00:00	10/11/06 21:58	7440-02-0	
Selenium	ND	mg/kg	0.49	0.24	20	10/04/06 00:00	10/11/06 21:58	7782-49-2	
Silver	**0.18J**	mg/kg	0.20	0.098	20	10/04/06 00:00	10/11/06 21:58	7440-22-4	
Thallium	ND	mg/kg	0.098	0.049	20	10/04/06 00:00	10/11/06 21:58	7440-28-0	
Vanadium	**5.7**	mg/kg	2.0	0.98	20	10/04/06 00:00	10/11/06 21:58	7440-62-2	
Zinc	**5.1**	mg/kg	4.9	2.4	20	10/04/06 00:00	10/11/06 21:58	7440-66-6	
7471 Mercury	Analytical Method: EPA 7471 Preparation Method: EPA 7471								
Mercury	ND	mg/kg	0.020	0.010	1	10/04/06 00:00	10/05/06 10:08	7439-97-6	
Dry Weight	Analytical Method: % Moisture								
Percent Moisture	**18.9**	%	0.10	0.10	1		10/03/06 00:00		

This report shall not be reproduced, except in full,
without the written consent of Pace Analytical Services, Inc..

ACCREDITED IN ACCORDANCE WITH nelac

Pace Analytical Services, Inc.
1700 Elm Street, Suite 200
Minneapolis, MN 55414
Phone: (612)607-1700
Fax: (612)607-6444

ANALYTICAL RESULTS

Project: 876570 FOTH AND VAN DYKE
Pace Project No.: 1039376

Sample: SB-620 S-4 **Lab ID: 876570011** Collected: 09/20/06 00:00 Received: 10/03/06 09:00 Matrix: Solid

Solid results reported on dry weight basis

Parameters	Results	Units	Report Limit	MDL	DF	Prepared	Analyzed	CAS No.	Qual
6020 MET ICPMS	Analytical Method: EPA 6020 Preparation Method: EPA 3020								
Aluminum	**3280**	mg/kg	122	61.1	500	10/04/06 00:00	10/13/06 04:34	7429-90-5	
Antimony	ND	mg/kg	0.12	0.061	20	10/04/06 00:00	10/11/06 22:06	7440-36-0	
Arsenic	**1.3**	mg/kg	0.12	0.061	20	10/04/06 00:00	10/11/06 22:06	7440-38-2	
Barium	**1.4**	mg/kg	0.12	0.061	20	10/04/06 00:00	10/11/06 22:06	7440-39-3	
Beryllium	**0.69**	mg/kg	0.24	0.12	20	10/04/06 00:00	10/11/06 22:06	7440-41-7	
Boron	**4.6**	mg/kg	2.4	1.2	20	10/04/06 00:00	10/11/06 22:06	7440-42-8	
Cadmium	ND	mg/kg	0.12	0.061	20	10/04/06 00:00	10/11/06 22:06	7440-43-9	
Chromium	**6.4**	mg/kg	0.61	0.31	20	10/04/06 00:00	10/11/06 22:06	7440-47-3	
Cobalt	**3.6**	mg/kg	0.12	0.061	20	10/04/06 00:00	10/11/06 22:06	7440-48-4	
Copper	**9.3**	mg/kg	0.49	0.24	20	10/04/06 00:00	10/11/06 22:06	7440-50-8	
Iron	**20700**	mg/kg	611	306	200	10/04/06 00:00	10/11/06 22:10	7439-89-6	
Lead	**1.2**	mg/kg	0.12	0.061	20	10/04/06 00:00	10/11/06 22:06	7439-92-1	
Lithium	**6.5**	mg/kg	0.12	0.061	20	10/04/06 00:00	10/11/06 22:06	7439-93-2	
Magnesium	**1390**	mg/kg	6.1	3.1	20	10/04/06 00:00	10/11/06 22:06	7439-95-4	
Manganese	**152**	mg/kg	0.61	0.31	20	10/04/06 00:00	10/11/06 22:06	7439-96-5	
Molybdenum	**0.55**	mg/kg	0.24	0.12	40	10/04/06 00:00	10/13/06 19:08	7439-98-7	
Nickel	**9.6**	mg/kg	0.24	0.12	20	10/04/06 00:00	10/11/06 22:06	7440-02-0	
Selenium	ND	mg/kg	0.61	0.31	20	10/04/06 00:00	10/11/06 22:06	7782-49-2	
Silver	**0.14J**	mg/kg	0.24	0.12	20	10/04/06 00:00	10/11/06 22:06	7440-22-4	
Thallium	ND	mg/kg	0.12	0.061	20	10/04/06 00:00	10/11/06 22:06	7440-28-0	
Vanadium	**11.4**	mg/kg	2.4	1.2	20	10/04/06 00:00	10/11/06 22:06	7440-62-2	
Zinc	**7.9**	mg/kg	6.1	3.1	20	10/04/06 00:00	10/11/06 22:06	7440-66-6	
7471 Mercury	Analytical Method: EPA 7471 Preparation Method: EPA 7471								
Mercury	ND	mg/kg	0.023	0.012	1	10/04/06 00:00	10/05/06 10:13	7439-97-6	
Dry Weight	Analytical Method: % Moisture								
Percent Moisture	**19.0**	%	0.10	0.10	1		10/03/06 00:00		

Sample: SB-635 S-3 **Lab ID: 876570012** Collected: 09/20/06 00:00 Received: 10/03/06 09:00 Matrix: Solid

Solid results reported on dry weight basis

Parameters	Results	Units	Report Limit	MDL	DF	Prepared	Analyzed	CAS No.	Qual
6020 MET ICPMS	Analytical Method: EPA 6020 Preparation Method: EPA 3020								
Aluminum	**4140**	mg/kg	475	238	2000	10/04/06 00:00	10/13/06 04:43	7429-90-5	
Antimony	**0.12**	mg/kg	0.12	0.059	20	10/04/06 00:00	10/11/06 22:15	7440-36-0	
Arsenic	**1.5**	mg/kg	0.12	0.059	20	10/04/06 00:00	10/11/06 22:15	7440-38-2	
Barium	**4.6**	mg/kg	0.12	0.059	20	10/04/06 00:00	10/11/06 22:15	7440-39-3	
Beryllium	**0.92**	mg/kg	0.24	0.12	20	10/04/06 00:00	10/11/06 22:15	7440-41-7	
Boron	**2.8**	mg/kg	2.4	1.2	20	10/04/06 00:00	10/11/06 22:15	7440-42-8	
Cadmium	ND	mg/kg	0.12	0.059	20	10/04/06 00:00	10/11/06 22:15	7440-43-9	
Chromium	**15.8**	mg/kg	0.59	0.30	20	10/04/06 00:00	10/11/06 22:15	7440-47-3	

This report shall not be reproduced, except in full,
without the written consent of Pace Analytical Services, Inc..

Pace Analytical®
www.pacelabs.com

Pace Analytical Services, Inc.
1700 Elm Street, Suite 200
Minneapolis, MN 55414
Phone: (612)607-1700
Fax: (612)607-6444

ANALYTICAL RESULTS

Project: 876570 FOTH AND VAN DYKE
Pace Project No.: 1039376

Sample: SB-635 S-3 **Lab ID: 876570012** Collected: 09/20/06 00:00 Received: 10/03/06 09:00 Matrix: Solid

Solid results reported on dry weight basis

Parameters	Results	Units	Report Limit	MDL	DF	Prepared	Analyzed	CAS No.	Qual
6020 MET ICPMS	Analytical Method: EPA 6020 Preparation Method: EPA 3020								
Cobalt	**5.3**	mg/kg	0.12	0.059	20	10/04/06 00:00	10/11/06 22:15	7440-48-4	
Copper	**17.2**	mg/kg	0.48	0.24	20	10/04/06 00:00	10/11/06 22:15	7440-50-8	
Iron	**61700**	mg/kg	5940	2970	2000	10/04/06 00:00	10/13/06 04:43	7439-89-6	
Lead	**4.4**	mg/kg	0.12	0.059	20	10/04/06 00:00	10/11/06 22:15	7439-92-1	
Lithium	**7.5**	mg/kg	0.12	0.059	20	10/04/06 00:00	10/11/06 22:15	7439-93-2	
Magnesium	**2020**	mg/kg	5.9	3.0	20	10/04/06 00:00	10/11/06 22:15	7439-95-4	
Manganese	**253**	mg/kg	1.2	0.59	40	10/04/06 00:00	10/13/06 19:12	7439-96-5	
Molybdenum	**2.0**	mg/kg	0.24	0.12	40	10/04/06 00:00	10/13/06 19:12	7439-98-7	
Nickel	**27.0**	mg/kg	0.24	0.12	20	10/04/06 00:00	10/11/06 22:15	7440-02-0	
Selenium	ND	mg/kg	0.59	0.30	20	10/04/06 00:00	10/11/06 22:15	7782-49-2	
Silver	ND	mg/kg	0.24	0.12	20	10/04/06 00:00	10/11/06 22:15	7440-22-4	
Thallium	ND	mg/kg	0.12	0.059	20	10/04/06 00:00	10/11/06 22:15	7440-28-0	
Vanadium	**14.6**	mg/kg	2.4	1.2	20	10/04/06 00:00	10/11/06 22:15	7440-62-2	
Zinc	**16.6**	mg/kg	5.9	3.0	20	10/04/06 00:00	10/11/06 22:15	7440-66-6	
7471 Mercury	Analytical Method: EPA 7471 Preparation Method: EPA 7471								
Mercury	ND	mg/kg	0.024	0.012	1	10/04/06 00:00	10/05/06 10:14	7439-97-6	
Dry Weight	Analytical Method: % Moisture								
Percent Moisture	**24.8**	%	0.10	0.10	1		10/03/06 00:00		

Sample: KMW-4P 12'-14' **Lab ID: 876570013** Collected: 09/20/06 00:00 Received: 10/03/06 09:00 Matrix: Solid

Solid results reported on dry weight basis

Parameters	Results	Units	Report Limit	MDL	DF	Prepared	Analyzed	CAS No.	Qual
6020 MET ICPMS	Analytical Method: EPA 6020 Preparation Method: EPA 3020								
Aluminum	**15600**	mg/kg	366	183	2000	10/04/06 00:00	10/13/06 05:11	7429-90-5	
Antimony	**0.19**	mg/kg	0.091	0.046	20	10/04/06 00:00	10/11/06 22:23	7440-36-0	
Arsenic	**5.1**	mg/kg	0.091	0.046	20	10/04/06 00:00	10/11/06 22:23	7440-38-2	
Barium	**53.4**	mg/kg	0.091	0.046	20	10/04/06 00:00	10/11/06 22:23	7440-39-3	
Beryllium	**0.51**	mg/kg	0.18	0.091	20	10/04/06 00:00	10/11/06 22:23	7440-41-7	
Boron	**4.8**	mg/kg	1.8	0.91	20	10/04/06 00:00	10/11/06 22:23	7440-42-8	
Cadmium	**0.048J**	mg/kg	0.091	0.046	20	10/04/06 00:00	10/11/06 22:23	7440-43-9	
Chromium	**23.5**	mg/kg	0.46	0.23	20	10/04/06 00:00	10/11/06 22:23	7440-47-3	
Cobalt	**10.8**	mg/kg	0.091	0.046	20	10/04/06 00:00	10/11/06 22:23	7440-48-4	
Copper	**33.7**	mg/kg	0.37	0.18	20	10/04/06 00:00	10/11/06 22:23	7440-50-8	
Iron	**46100**	mg/kg	4570	2290	2000	10/04/06 00:00	10/13/06 05:11	7439-89-6	
Lead	**6.1**	mg/kg	0.091	0.046	20	10/04/06 00:00	10/11/06 22:23	7439-92-1	
Lithium	**14.5**	mg/kg	0.091	0.046	20	10/04/06 00:00	10/11/06 22:23	7439-93-2	
Magnesium	**6210**	mg/kg	45.7	22.9	200	10/04/06 00:00	10/11/06 22:27	7439-95-4	
Manganese	**247**	mg/kg	0.91	0.46	40	10/04/06 00:00	10/13/06 19:24	7439-96-5	
Molybdenum	**2.1**	mg/kg	0.18	0.091	40	10/04/06 00:00	10/13/06 19:24	7439-98-7	

This report shall not be reproduced, except in full,
without the written consent of Pace Analytical Services, Inc..

ACCREDITED IN ACCORDANCE WITH nelac

Pace Analytical Services, Inc.
1700 Elm Street, Suite 200
Minneapolis, MN 55414
Phone: (612)607-1700
Fax: (612)607-6444

ANALYTICAL RESULTS

Project: 876570 FOTH AND VAN DYKE
Pace Project No.: 1039376

Sample: KMW-4P 12'-14' **Lab ID: 876570013** Collected: 09/20/06 00:00 Received: 10/03/06 09:00 Matrix: Solid

Solid results reported on dry weight basis

Parameters	Results	Units	Report Limit	MDL	DF	Prepared	Analyzed	CAS No.	Qual
6020 MET ICPMS	Analytical Method: EPA 6020 Preparation Method: EPA 3020								
Nickel	**33.0**	mg/kg	0.18	0.091	20	10/04/06 00:00	10/11/06 22:23	7440-02-0	
Selenium	ND	mg/kg	0.46	0.23	20	10/04/06 00:00	10/11/06 22:23	7782-49-2	
Silver	**0.12J**	mg/kg	0.18	0.091	20	10/04/06 00:00	10/11/06 22:23	7440-22-4	
Thallium	**0.11**	mg/kg	0.091	0.046	20	10/04/06 00:00	10/11/06 22:23	7440-28-0	
Vanadium	**57.0**	mg/kg	1.8	0.91	20	10/04/06 00:00	10/11/06 22:23	7440-62-2	
Zinc	**58.7**	mg/kg	4.6	2.3	20	10/04/06 00:00	10/11/06 22:23	7440-66-6	
7471 Mercury	Analytical Method: EPA 7471 Preparation Method: EPA 7471								
Mercury	**0.016J**	mg/kg	0.022	0.011	1	10/04/06 00:00	10/05/06 10:15	7439-97-6	
Dry Weight	Analytical Method: % Moisture								
Percent Moisture	**13.9**	%	0.10	0.10	1		10/03/06 00:00		
9010 Cyanide, Total	Analytical Method: EPA 9010A								
Cyanide	ND	mg/kg	0.74	0.37	1		10/06/06 09:18	57-12-5	1M

Sample: KMW-5-14'-14.5' **Lab ID: 876570014** Collected: 09/19/06 00:00 Received: 10/03/06 09:00 Matrix: Solid

Solid results reported on dry weight basis

Parameters	Results	Units	Report Limit	MDL	DF	Prepared	Analyzed	CAS No.	Qual
6020 MET ICPMS	Analytical Method: EPA 6020 Preparation Method: EPA 3020								
Aluminum	**4130**	mg/kg	108	53.9	500	10/04/06 00:00	10/13/06 05:19	7429-90-5	
Antimony	**0.18**	mg/kg	0.11	0.054	20	10/04/06 00:00	10/11/06 22:55	7440-36-0	
Arsenic	**2.1**	mg/kg	0.11	0.054	20	10/04/06 00:00	10/11/06 22:55	7440-38-2	
Barium	**12.2**	mg/kg	0.11	0.054	20	10/04/06 00:00	10/11/06 22:55	7440-39-3	
Beryllium	**0.20J**	mg/kg	0.22	0.11	20	10/04/06 00:00	10/11/06 22:55	7440-41-7	
Boron	**2.1J**	mg/kg	2.2	1.1	20	10/04/06 00:00	10/11/06 22:55	7440-42-8	
Cadmium	ND	mg/kg	0.11	0.054	20	10/04/06 00:00	10/11/06 22:55	7440-43-9	
Chromium	**9.6**	mg/kg	0.54	0.27	20	10/04/06 00:00	10/11/06 22:55	7440-47-3	
Cobalt	**6.0**	mg/kg	0.11	0.054	20	10/04/06 00:00	10/11/06 22:55	7440-48-4	
Copper	**12.9**	mg/kg	0.43	0.22	20	10/04/06 00:00	10/11/06 22:55	7440-50-8	
Iron	**9080**	mg/kg	1350	674	500	10/04/06 00:00	10/13/06 05:19	7439-89-6	
Lead	**2.2**	mg/kg	0.11	0.054	20	10/04/06 00:00	10/11/06 22:55	7439-92-1	
Lithium	**3.9**	mg/kg	0.11	0.054	20	10/04/06 00:00	10/11/06 22:55	7439-93-2	
Magnesium	**1430**	mg/kg	5.4	2.7	20	10/04/06 00:00	10/11/06 22:55	7439-95-4	
Manganese	**201**	mg/kg	0.54	0.27	20	10/04/06 00:00	10/11/06 22:55	7439-96-5	
Molybdenum	**0.43**	mg/kg	0.22	0.11	40	10/04/06 00:00	10/13/06 19:28	7439-98-7	
Nickel	**13.5**	mg/kg	0.43	0.22	40	10/04/06 00:00	10/13/06 19:28	7440-02-0	
Selenium	ND	mg/kg	0.54	0.27	20	10/04/06 00:00	10/11/06 22:55	7782-49-2	
Silver	**0.90**	mg/kg	0.22	0.11	20	10/04/06 00:00	10/11/06 22:55	7440-22-4	
Thallium	ND	mg/kg	0.11	0.054	20	10/04/06 00:00	10/11/06 22:55	7440-28-0	
Vanadium	**23.2**	mg/kg	2.2	1.1	20	10/04/06 00:00	10/11/06 22:55	7440-62-2	

This report shall not be reproduced, except in full,
without the written consent of Pace Analytical Services, Inc..

Pace Analytical®
www.pacelabs.com

Pace Analytical Services, Inc.
1700 Elm Street, Suite 200
Minneapolis, MN 55414
Phone: (612)607-1700
Fax: (612)607-6444

ANALYTICAL RESULTS

Project: 876570 FOTH AND VAN DYKE
Pace Project No.: 1039376

Sample: KMW-5-14'-14.5' **Lab ID: 876570014** Collected: 09/19/06 00:00 Received: 10/03/06 09:00 Matrix: Solid

Solid results reported on dry weight basis

Parameters	Results	Units	Report Limit	MDL	DF	Prepared	Analyzed	CAS No.	Qual
6020 MET ICPMS	Analytical Method: EPA 6020 Preparation Method: EPA 3020								
Zinc	**9.3**	mg/kg	5.4	2.7	20	10/04/06 00:00	10/11/06 22:55	7440-66-6	
7471 Mercury	Analytical Method: EPA 7471 Preparation Method: EPA 7471								
Mercury	ND	mg/kg	0.022	0.011	1	10/04/06 00:00	10/05/06 10:17	7439-97-6	
Dry Weight	Analytical Method: % Moisture								
Percent Moisture	**20.8**	%	0.10	0.10	1		10/03/06 00:00		

Sample: KSB-13-S-2 **Lab ID: 876570015** Collected: 09/22/06 12:30 Received: 10/04/06 08:50 Matrix: Solid

Solid results reported on dry weight basis

Parameters	Results	Units	Report Limit	MDL	DF	Prepared	Analyzed	CAS No.	Qual
6020 MET ICPMS	Analytical Method: EPA 6020 Preparation Method: EPA 3020								
Aluminum	**3270**	mg/kg	366	183	2000	10/04/06 00:00	10/13/06 10:39	7429-90-5	
Antimony	**27.8**	mg/kg	0.091	0.046	20	10/04/06 00:00	10/11/06 18:55	7440-36-0	
Arsenic	**150**	mg/kg	0.091	0.046	20	10/04/06 00:00	10/11/06 18:55	7440-38-2	
Barium	**9.8**	mg/kg	0.091	0.046	20	10/04/06 00:00	10/11/06 18:55	7440-39-3	
Beryllium	**0.22**	mg/kg	0.18	0.091	20	10/04/06 00:00	10/11/06 18:55	7440-41-7	
Boron	**5.3**	mg/kg	3.7	1.8	40	10/04/06 00:00	10/13/06 10:35	7440-42-8	
Cadmium	**0.74**	mg/kg	0.091	0.046	20	10/04/06 00:00	10/11/06 18:55	7440-43-9	
Chromium	**148**	mg/kg	0.46	0.23	20	10/04/06 00:00	10/11/06 18:55	7440-47-3	
Cobalt	**103**	mg/kg	0.091	0.046	20	10/04/06 00:00	10/11/06 18:55	7440-48-4	
Copper	**297**	mg/kg	0.73	0.37	40	10/04/06 00:00	10/13/06 10:35	7440-50-8	
Iron	**102000**	mg/kg	4570	2290	2000	10/04/06 00:00	10/13/06 10:39	7439-89-6	
Lead	**282**	mg/kg	0.18	0.091	40	10/04/06 00:00	10/13/06 10:35	7439-92-1	
Lithium	**3.9**	mg/kg	0.18	0.091	40	10/04/06 00:00	10/13/06 10:35	7439-93-2	
Magnesium	**4270**	mg/kg	9.1	4.6	40	10/04/06 00:00	10/13/06 10:35	7439-95-4	
Manganese	**99.4**	mg/kg	0.46	0.23	20	10/04/06 00:00	10/11/06 18:55	7439-96-5	
Molybdenum	**111**	mg/kg	0.091	0.046	20	10/04/06 00:00	10/11/06 18:55	7439-98-7	
Nickel	**223**	mg/kg	0.37	0.18	40	10/04/06 00:00	10/13/06 10:35	7440-02-0	
Selenium	**3.0**	mg/kg	0.46	0.23	20	10/04/06 00:00	10/11/06 18:55	7782-49-2	
Silver	**17.0**	mg/kg	0.18	0.091	20	10/04/06 00:00	10/11/06 18:55	7440-22-4	
Thallium	**0.046J**	mg/kg	0.091	0.046	20	10/04/06 00:00	10/11/06 18:55	7440-28-0	
Vanadium	**9.1**	mg/kg	1.8	0.91	20	10/04/06 00:00	10/11/06 18:55	7440-62-2	
Zinc	**49.2**	mg/kg	4.6	2.3	20	10/04/06 00:00	10/11/06 18:55	7440-66-6	
7471 Mercury	Analytical Method: EPA 7471 Preparation Method: EPA 7471								
Mercury	**0.053**	mg/kg	0.022	0.011	1	10/04/06 00:00	10/05/06 09:42	7439-97-6	
Dry Weight	Analytical Method: % Moisture								
Percent Moisture	**13.9**	%	0.10	0.10	1		10/04/06 00:00		

This report shall not be reproduced, except in full,
without the written consent of Pace Analytical Services, Inc..

ACCREDITED IN ACCORDANCE WITH nelac

Pace Analytical Services, Inc.
1700 Elm Street, Suite 200
Minneapolis, MN 55414
Phone: (612)607-1700
Fax: (612)607-6444

QUALITY CONTROL DATA

Project: 876570 FOTH AND VAN DYKE
Pace Project No.: 1039376

QC Batch: MPRP/7370 — Analysis Method: % Moisture
QC Batch Method: % Moisture — Analysis Description: Dry Weight/Percent Moisture
Associated Lab Samples: 876570002, 876570003, 876570004, 876570005, 876570006, 876570007, 876570008, 876570009, 876570010, 876570011, 876570012, 876570013, 876570014

METHOD BLANK: 266562
Associated Lab Samples: 876570002, 876570003, 876570004, 876570005, 876570006, 876570007, 876570008, 876570009, 876570010, 876570011, 876570012, 876570013, 876570014

Parameter	Units	Blank Result	Reporting Limit	Qualifiers
Percent Moisture	%	ND	0.10	

SAMPLE DUPLICATE: 266564

Parameter	Units	876570011 Result	Dup Result	RPD	Max RPD	Qualifiers
Percent Moisture	%	19.0	19.0	.2	30	

SAMPLE DUPLICATE: 266624

Parameter	Units	876558014 Result	Dup Result	RPD	Max RPD	Qualifiers
Percent Moisture	%	19.7	18.9	4	30	

This report shall not be reproduced, except in full,
without the written consent of Pace Analytical Services, Inc..

Pace Analytical Services, Inc.
1700 Elm Street, Suite 200
Minneapolis, MN 55414
Phone: (612)607-1700
Fax: (612)607-6444

QUALITY CONTROL DATA

Project: 876570 FOTH AND VAN DYKE
Pace Project No.: 1039376

QC Batch: MPRP/7379
QC Batch Method: % Moisture
Associated Lab Samples: 876570015

Analysis Method: % Moisture
Analysis Description: Dry Weight/Percent Moisture

METHOD BLANK: 267000
Associated Lab Samples: 876570015

Parameter	Units	Blank Result	Reporting Limit	Qualifiers
Percent Moisture	%	ND	0.10	

SAMPLE DUPLICATE: 267001

Parameter	Units	1039399001 Result	Dup Result	RPD	Max RPD	Qualifiers
Percent Moisture	%	10.9	11.5	6	30	

SAMPLE DUPLICATE: 267054

Parameter	Units	1039446005 Result	Dup Result	RPD	Max RPD	Qualifiers
Percent Moisture	%	47.8	47.2	1	30	

This report shall not be reproduced, except in full,
without the written consent of Pace Analytical Services, Inc..

Pace Analytical Services, Inc.
1700 Elm Street, Suite 200
Minneapolis, MN 55414
Phone: (612)607-1700
Fax: (612)607-6444

QUALITY CONTROL DATA

Project: 876570 FOTH AND VAN DYKE
Pace Project No.: 1039376

QC Batch: WETA/4022
QC Batch Method: EPA 9010A
Associated Lab Samples: 876570013

Analysis Method: EPA 9010A
Analysis Description: 9010 CYANIDE

METHOD BLANK: 267064
Associated Lab Samples: 876570013

Parameter	Units	Blank Result	Reporting Limit	Qualifiers
Cyanide	mg/kg	ND	0.89	

LABORATORY CONTROL SAMPLE: 267065

Parameter	Units	Spike Conc.	LCS Result	LCS % Rec	% Rec Limits	Qualifiers
Cyanide	mg/kg	20	17.8	89	90-110	L4

MATRIX SPIKE & MATRIX SPIKE DUPLICATE: 267066 267067

Parameter	Units	876570013 Result	MS Spike Conc.	MSD Spike Conc.	MS Result	MSD Result	MS % Rec	MSD % Rec	% Rec Limits	RPD	Max RPD	Qual
Cyanide	mg/kg	ND	2.8	2.3	2.9	2.2	96	87	80-120	29	30	

This report shall not be reproduced, except in full,
without the written consent of Pace Analytical Services, Inc..

Pace Analytical Services, Inc.
1700 Elm Street, Suite 200
Minneapolis, MN 55414
Phone: (612)607-1700
Fax: (612)607-6444

QUALITY CONTROL DATA

Project: 876570 FOTH AND VAN DYKE
Pace Project No.: 1039376

QC Batch: MPRP/7381 | Analysis Method: EPA 6020
QC Batch Method: EPA 3020 | Analysis Description: 6020 MET
Associated Lab Samples: 876570001, 876570002, 876570003, 876570004, 876570005, 876570006

METHOD BLANK: 267081
Associated Lab Samples: 876570001, 876570002, 876570003, 876570004, 876570005, 876570006, 876570007, 876570008, 876570009, 876570010, 876570011, 876570012, 876570013, 876570014

Parameter	Units	Blank Result	Reporting Limit	Qualifiers
Lithium	mg/kg	ND	0.10	
Beryllium	mg/kg	ND	0.20	
Boron	mg/kg	ND	2.0	
Magnesium	mg/kg	ND	5.0	
Aluminum	mg/kg	ND	4.0	
Vanadium	mg/kg	ND	2.0	
Chromium	mg/kg	ND	0.50	
Iron	mg/kg	ND	50.0	
Manganese	mg/kg	ND	0.50	
Cobalt	mg/kg	ND	0.10	
Nickel	mg/kg	ND	0.20	
Copper	mg/kg	ND	0.40	
Zinc	mg/kg	ND	5.0	
Arsenic	mg/kg	ND	0.10	
Selenium	mg/kg	ND	0.50	
Molybdenum	mg/kg	ND	0.10	
Silver	mg/kg	0.41	0.20	
Cadmium	mg/kg	ND	0.10	
Antimony	mg/kg	ND	0.10	
Barium	mg/kg	ND	0.10	
Thallium	mg/kg	ND	0.10	
Lead	mg/kg	ND	0.10	

LABORATORY CONTROL SAMPLE: 267082

Parameter	Units	Spike Conc.	LCS Result	LCS % Rec	% Rec Limits	Qualifiers
Beryllium	mg/kg	20	20.2	101	75-125	
Lithium	mg/kg	20	23.0	115	75-125	
Boron	mg/kg	20	23.9	120	75-125	
Magnesium	mg/kg	250	236	94	75-125	
Aluminum	mg/kg	20	19.8	99	75-125	
Vanadium	mg/kg	20	18.1	91	75-125	
Chromium	mg/kg	20	18.3	92	75-125	
Iron	mg/kg	250	251	100	75-125	
Manganese	mg/kg	20	18.9	94	75-125	
Cobalt	mg/kg	20	18.3	91	75-125	
Nickel	mg/kg	20	18.0	90	75-125	
Copper	mg/kg	20	18.0	90	75-125	
Zinc	mg/kg	20	17.6	88	75-125	
Arsenic	mg/kg	20	17.3	86	75-125	

This report shall not be reproduced, except in full,
without the written consent of Pace Analytical Services, Inc..

Pace Analytical®
www.pacelabs.com

Pace Analytical Services, Inc.
1700 Elm Street, Suite 200
Minneapolis, MN 55414
Phone: (612)607-1700
Fax: (612)607-6444

QUALITY CONTROL DATA

Project: 876570 FOTH AND VAN DYKE
Pace Project No.: 1039376

LABORATORY CONTROL SAMPLE: 267082

Parameter	Units	Spike Conc.	LCS Result	LCS % Rec	% Rec Limits	Qualifiers
Selenium	mg/kg	40	34.7	87	75-125	
Molybdenum	mg/kg	20	17.2	86	75-125	
Silver	mg/kg	20	20.4	102	75-125	
Cadmium	mg/kg	20	17.4	87	75-125	
Antimony	mg/kg	20	18.5	93	75-125	
Barium	mg/kg	20	18.4	92	75-125	
Thallium	mg/kg	20	18.9	94	75-125	
Lead	mg/kg	20	18.5	92	75-125	

MATRIX SPIKE & MATRIX SPIKE DUPLICATE: 267083 267084

Parameter	Units	876570001 Result	MS Spike Conc.	MSD Spike Conc.	MS Result	MSD Result	MS % Rec	MSD % Rec	% Rec Limits	RPD	Max RPD	Qual
Lithium	mg/kg	4.6	24.7	24.2	31.1	31.8	108	112	75-125	2	20	
Beryllium	mg/kg	0.60	24.7	24.2	25.6	25.6	101	103	75-125	.000	20	
Boron	mg/kg	1.6J	24.7	24.2	26.7	28.1	101	109	75-125	5	20	
Magnesium	mg/kg	1180	309	303	1390	1490	69	102	75-125	7	20	P6
Aluminum	mg/kg	1920	24.7	24.2	2030	2140	422	914	75-125	6	20	P6
Vanadium	mg/kg	10.1	24.7	24.2	31.4	32.2	86	91	75-125	2	20	
Chromium	mg/kg	9.9	24.7	24.2	31.0	30.5	86	85	75-125	2	20	
Iron	mg/kg	37100	309	303	31700	31700	-1760	-1770	75-125	.2	20	P6
Manganese	mg/kg	184	24.7	24.2	185	210	2	105	75-125	13	20	P6
Cobalt	mg/kg	3.8	24.7	24.2	26.2	26.6	91	94	75-125	2	20	
Nickel	mg/kg	15.9	24.7	24.2	35.4	34.9	79	78	75-125	1	20	
Copper	mg/kg	11.8	24.7	24.2	31.8	30.1	81	76	75-125	5	20	
Zinc	mg/kg	11.2	24.7	24.2	33.0	33.2	88	91	75-125	.8	20	
Arsenic	mg/kg	1.3	24.7	24.2	22.8	23.3	87	91	75-125	2	20	
Selenium	mg/kg	ND	49.3	48.4	44.0	43.9	89	90	75-125	.2	20	
Molybdenum	mg/kg	1.1	24.7	24.2	23.1	22.7	89	89	75-125	2	20	
Silver	mg/kg	0.54	24.7	24.2	21.2	24.8	84	100	75-125	16	20	
Cadmium	mg/kg	ND	24.7	24.2	22.0	22.1	89	91	75-125	.3	20	
Antimony	mg/kg	0.10J	24.7	24.2	21.8	21.5	88	88	75-125	1	20	
Barium	mg/kg	2.0	24.7	24.2	24.8	24.7	92	94	75-125	.7	20	
Thallium	mg/kg	ND	24.7	24.2	24.6	25.3	100	104	75-125	3	20	
Lead	mg/kg	1.8	24.7	24.2	24.5	25.4	92	98	75-125	4	20	

SAMPLE DUPLICATE: 267085

Parameter	Units	876570014 Result	Dup Result	RPD	Max RPD	Qualifiers
Aluminum	mg/kg	4130	4950	18	20	
Lithium	mg/kg	3.9	5.0	24	20	R1
Nickel	mg/kg	13.5	15.5	13	20	
Beryllium	mg/kg	0.20J	0.17J	15	20	
Iron	mg/kg	9080	10400	14	20	
Molybdenum	mg/kg	0.43	0.32	29	20	R1

This report shall not be reproduced, except in full,
without the written consent of Pace Analytical Services, Inc..

nelac

Pace Analytical Services, Inc.
1700 Elm Street, Suite 200
Minneapolis, MN 55414
Phone: (612)607-1700
Fax: (612)607-6444

QUALITY CONTROL DATA

Project: 876570 FOTH AND VAN DYKE
Pace Project No.: 1039376

SAMPLE DUPLICATE: 267085

Parameter	Units	876570014 Result	Dup Result	RPD	Max RPD	Qualifiers
Boron	mg/kg	2.1J	1.9J	13	20	R1
Magnesium	mg/kg	1430	1960	31	20	R1
Vanadium	mg/kg	23.2	24.2	4	20	
Chromium	mg/kg	9.6	13.4	33	20	R1
Manganese	mg/kg	201	168	18	20	
Cobalt	mg/kg	6.0	5.5	9	20	
Copper	mg/kg	12.9	13.6	5	20	
Zinc	mg/kg	9.3	9.7	5	20	
Arsenic	mg/kg	2.1	2.0	7	20	
Selenium	mg/kg	ND	ND	60	20	R1
Silver	mg/kg	0.90	0.24	116	20	B,R1
Cadmium	mg/kg	ND	ND	0	20	
Antimony	mg/kg	0.18	0.13	32	20	R1
Barium	mg/kg	12.2	12.5	2	20	
Thallium	mg/kg	ND	ND	26	20	R1
Lead	mg/kg	2.2	2.1	3	20	

This report shall not be reproduced, except in full,
without the written consent of Pace Analytical Services, Inc..

Pace Analytical Services, Inc.
1700 Elm Street, Suite 200
Minneapolis, MN 55414
Phone: (612)607-1700
Fax: (612)607-6444

QUALITY CONTROL DATA

Project: 876570 FOTH AND VAN DYKE
Pace Project No.: 1039376

QC Batch: MPRP/7382
QC Batch Method: EPA 3020
Analysis Method: EPA 6020
Analysis Description: 6020 MET
Associated Lab Samples: 876570015

METHOD BLANK: 267086
Associated Lab Samples: 876570015

Parameter	Units	Blank Result	Reporting Limit	Qualifiers
Lithium	mg/kg	ND	0.10	
Beryllium	mg/kg	ND	0.20	
Boron	mg/kg	ND	2.0	
Magnesium	mg/kg	ND	5.0	
Aluminum	mg/kg	ND	4.0	
Vanadium	mg/kg	ND	2.0	
Chromium	mg/kg	ND	0.50	
Iron	mg/kg	ND	50.0	
Manganese	mg/kg	0.30J	0.50	
Cobalt	mg/kg	ND	0.10	
Nickel	mg/kg	ND	0.20	
Copper	mg/kg	ND	0.40	
Zinc	mg/kg	ND	5.0	
Arsenic	mg/kg	ND	0.10	
Selenium	mg/kg	ND	0.50	
Molybdenum	mg/kg	ND	0.10	
Silver	mg/kg	0.96	0.20	
Cadmium	mg/kg	ND	0.10	
Antimony	mg/kg	0.11	0.10	
Barium	mg/kg	ND	0.10	
Thallium	mg/kg	ND	0.10	
Lead	mg/kg	ND	0.10	

LABORATORY CONTROL SAMPLE: 267087

Parameter	Units	Spike Conc.	LCS Result	LCS % Rec	% Rec Limits	Qualifiers
Lithium	mg/kg	20	23.5	117	75-125	
Beryllium	mg/kg	20	22.7	113	75-125	
Boron	mg/kg	20	24.2	121	75-125	
Magnesium	mg/kg	250	271	108	75-125	
Aluminum	mg/kg	20	24.5	123	75-125	
Vanadium	mg/kg	20	21.0	105	75-125	
Chromium	mg/kg	20	21.4	107	75-125	
Iron	mg/kg	250	295	118	75-125	
Manganese	mg/kg	20	22.4	112	75-125	
Cobalt	mg/kg	20	21.7	108	75-125	
Nickel	mg/kg	20	20.9	105	75-125	
Copper	mg/kg	20	21.3	107	75-125	
Zinc	mg/kg	20	21.9	110	75-125	
Arsenic	mg/kg	20	20.0	100	75-125	
Selenium	mg/kg	40	39.5	99	75-125	

This report shall not be reproduced, except in full,
without the written consent of Pace Analytical Services, Inc..

Pace Analytical®
www.pacelabs.com

Pace Analytical Services, Inc.
1700 Elm Street, Suite 200
Minneapolis, MN 55414
Phone: (612)607-1700
Fax: (612)607-6444

QUALITY CONTROL DATA

Project: 876570 FOTH AND VAN DYKE
Pace Project No.: 1039376

LABORATORY CONTROL SAMPLE: 267087

Parameter	Units	Spike Conc.	LCS Result	LCS % Rec	% Rec Limits	Qualifiers
Molybdenum	mg/kg	20	20.4	102	75-125	
Silver	mg/kg	20	23.7	118	75-125	
Cadmium	mg/kg	20	20.4	102	75-125	
Antimony	mg/kg	20	21.1	106	75-125	
Barium	mg/kg	20	21.3	107	75-125	
Thallium	mg/kg	20	22.2	111	75-125	
Lead	mg/kg	20	21.5	108	75-125	

MATRIX SPIKE & MATRIX SPIKE DUPLICATE: 267088 267089

Parameter	Units	876558005 Result	MS Spike Conc.	MSD Spike Conc.	MS Result	MSD Result	MS % Rec	MSD % Rec	% Rec Limits	RPD	Max RPD	Qual
Lithium	mg/kg	9.4	22.4	21.3	36.9	33.8	123	115	75-125	9	20	
Beryllium	mg/kg	1.3	22.4	21.3	29.2	25.8	125	115	75-125	12	20	
Boron	mg/kg	4.6	22.4	21.3	31.8	28.8	122	114	75-125	10	20	
Magnesium	mg/kg	2830	281	267	3880	3400	377	216	75-125	13	20	P6
Aluminum	mg/kg	5640	22.4	21.3	5930	5430	1310	-958	75-125	9	20	P6
Vanadium	mg/kg	22.2	22.4	21.3	49.8	43.1	123	98	75-125	14	20	
Chromium	mg/kg	24.6	22.4	21.3	56.2	48.0	141	110	75-125	16	20	P6
Iron	mg/kg	79900	281	267	89000	78200	3250	-635	75-125	13	20	P6
Manganese	mg/kg	333	22.4	21.3	474	414	630	382	75-125	13	20	P6
Cobalt	mg/kg	8.0	22.4	21.3	34.9	30.9	120	107	75-125	12	20	
Nickel	mg/kg	43.1	22.4	21.3	77.9	69.5	155	124	75-125	11	20	P6
Copper	mg/kg	21.5	22.4	21.3	51.6	44.7	134	109	75-125	14	20	M0
Zinc	mg/kg	16.0	22.4	21.3	47.8	40.9	142	117	75-125	15	20	M0
Arsenic	mg/kg	2.6	22.4	21.3	28.5	25.6	116	107	75-125	11	20	
Selenium	mg/kg	0.35J	44.9	42.7	47.3	41.3	105	96	75-125	14	20	
Molybdenum	mg/kg	2.3	22.4	21.3	27.9	24.1	114	102	75-125	15	20	
Silver	mg/kg	0.69	22.4	21.3	25.7	23.7	111	108	75-125	8	20	
Cadmium	mg/kg	ND	22.4	21.3	25.8	22.4	115	105	75-125	14	20	
Antimony	mg/kg	0.27	22.4	21.3	21.1	18.2	93	84	75-125	15	20	
Barium	mg/kg	13.7	22.4	21.3	41.6	36.6	124	107	75-125	13	20	
Thallium	mg/kg	ND	22.4	21.3	27.8	24.9	124	117	75-125	11	20	
Lead	mg/kg	5.1	22.4	21.3	31.3	28.4	117	110	75-125	10	20	

SAMPLE DUPLICATE: 267090

Parameter	Units	876570015 Result	Dup Result	RPD	Max RPD	Qualifiers
Aluminum	mg/kg	3270	3260	.5	20	
Beryllium	mg/kg	0.22	0.18J	20	20	
Lithium	mg/kg	3.9	3.5	12	20	
Boron	mg/kg	5.3	6.7	23	20	R1
Iron	mg/kg	102000	112000	9	20	
Vanadium	mg/kg	9.1	8.2	11	20	
Chromium	mg/kg	148	131	12	20	

This report shall not be reproduced, except in full,
without the written consent of Pace Analytical Services, Inc..

ACCREDITED IN ACCORDANCE WITH nelac

Pace Analytical Services, Inc.
1700 Elm Street, Suite 200
Minneapolis, MN 55414
Phone: (612)607-1700
Fax: (612)607-6444

QUALITY CONTROL DATA

Project: 876570 FOTH AND VAN DYKE
Pace Project No.: 1039376

SAMPLE DUPLICATE: 267090

Parameter	Units	876570015 Result	Dup Result	RPD	Max RPD	Qualifiers
Magnesium	mg/kg	4270	4250	.5	20	
Copper	mg/kg	297	298	.1	20	
Manganese	mg/kg	99.4	92.8	7	20	
Cobalt	mg/kg	103	88.3	15	20	
Lead	mg/kg	282	278	2	20	
Nickel	mg/kg	223	187	18	20	
Zinc	mg/kg	49.2	43.7	12	20	
Arsenic	mg/kg	150	130	14	20	
Selenium	mg/kg	3.0	2.7	11	20	
Molybdenum	mg/kg	111	98.7	11	20	
Silver	mg/kg	17.0	15.3	10	20	
Cadmium	mg/kg	0.74	0.62	17	20	
Antimony	mg/kg	27.8	26.4	5	20	
Barium	mg/kg	9.8	8.5	15	20	
Thallium	mg/kg	0.046J	ND	18	20	

This report shall not be reproduced, except in full,
without the written consent of Pace Analytical Services, Inc..

Pace Analytical Services, Inc.
1700 Elm Street, Suite 200
Minneapolis, MN 55414
Phone: (612)607-1700
Fax: (612)607-6444

QUALITY CONTROL DATA

Project: 876570 FOTH AND VAN DYKE
Pace Project No.: 1039376

QC Batch: MERP/1309 — Analysis Method: EPA 7471
QC Batch Method: EPA 7471 — Analysis Description: 7471 Mercury
Associated Lab Samples: 876570001, 876570002, 876570003, 876570004, 876570005, 876570006, 876570007, 876570008, 876570009, 876570010, 876570011, 876570012, 876570013, 876570014

METHOD BLANK: 267091
Associated Lab Samples: 876570001, 876570002, 876570003, 876570004, 876570005, 876570006, 876570007, 876570008, 876570009, 876570010, 876570011, 876570012, 876570013, 876570014

Parameter	Units	Blank Result	Reporting Limit	Qualifiers
Mercury	mg/kg	ND	0.020	

LABORATORY CONTROL SAMPLE: 267092

Parameter	Units	Spike Conc.	LCS Result	LCS % Rec	% Rec Limits	Qualifiers
Mercury	mg/kg	.5	0.50	100	80-120	

MATRIX SPIKE & MATRIX SPIKE DUPLICATE: 267093 267094

Parameter	Units	876570001 Result	MS Spike Conc.	MSD Spike Conc.	MS Result	MSD Result	MS % Rec	MSD % Rec	% Rec Limits	RPD	Max RPD	Qual
Mercury	mg/kg	ND	.61	.52	0.64	0.54	104	104	80-120	18	20	

SAMPLE DUPLICATE: 267095

Parameter	Units	876570014 Result	Dup Result	RPD	Max RPD	Qualifiers
Mercury	mg/kg	ND	ND	2	30	

This report shall not be reproduced, except in full,
without the written consent of Pace Analytical Services, Inc..

Pace Analytical Services, Inc.
1700 Elm Street, Suite 200
Minneapolis, MN 55414
Phone: (612)607-1700
Fax: (612)607-6444

QUALITY CONTROL DATA

Project: 876570 FOTH AND VAN DYKE
Pace Project No.: 1039376

QC Batch: MERP/1310
QC Batch Method: EPA 7471
Associated Lab Samples: 876570015

Analysis Method: EPA 7471
Analysis Description: 7471 Mercury

METHOD BLANK: 267096
Associated Lab Samples: 876570015

Parameter	Units	Blank Result	Reporting Limit	Qualifiers
Mercury	mg/kg	ND	0.020	

LABORATORY CONTROL SAMPLE: 267097

Parameter	Units	Spike Conc.	LCS Result	LCS % Rec	% Rec Limits	Qualifiers
Mercury	mg/kg	.5	0.50	100	80-120	

MATRIX SPIKE & MATRIX SPIKE DUPLICATE: 267098 267099

Parameter	Units	876558005 Result	MS Spike Conc.	MSD Spike Conc.	MS Result	MSD Result	MS % Rec	MSD % Rec	% Rec Limits	RPD	Max RPD	Qual
Mercury	mg/kg	ND	.56	.56	0.57	0.57	101	101	80-120	.6	20	

SAMPLE DUPLICATE: 267100

Parameter	Units	876570015 Result	Dup Result	RPD	Max RPD	Qualifiers
Mercury	mg/kg	0.053	0.042	23	30	

This report shall not be reproduced, except in full,
without the written consent of Pace Analytical Services, Inc..

Pace Analytical Services, Inc.
1700 Elm Street, Suite 200
Minneapolis, MN 55414
Phone: (612)607-1700
Fax: (612)607-6444

QUALIFIERS

Project: 876570 FOTH AND VAN DYKE
Pace Project No.: 1039376

DEFINITIONS

DF - Dilution Factor, if reported, represents the factor applied to the reported data due to changes in sample preparation, dilution of the sample aliquot, or moisture content.

ND - Not Detected at or above adjusted reporting limit.

J - Estimated concentration above the adjusted method detection limit and below the adjusted reporting limit.

MDL - Adjusted Method Detection Limit.

S - Surrogate

1,2-Diphenylhydrazine (8270 listed analyte) decomposes to Azobenzene.

Consistent with EPA guidelines, unrounded data are displayed and have been used to calculate % recovery and RPD values.

LCS(D) - Laboratory Control Sample (Duplicate)

MS(D) - Matrix Spike (Duplicate)

DUP - Sample Duplicate

RPD - Relative Percent Difference

NC - Not Calculable.

ANALYTE QUALIFIERS

B	Analyte was detected in the associated method blank.
D3	Sample was diluted due to the presence of high levels of non-target analytes or other matrix interference.
D6	The relative percent difference (RPD) between the sample and sample duplicate exceeded laboratory control limits.
L4	The LCS recovery is outside of method control limits, but it is within the vendor performance acceptance limits for this standard.
M0	Matrix spike recovery was outside laboratory control limits.
P6	Matrix spike recovery was outside laboratory control limits due to a parent sample concentration notably higher than the spike level.
R1	RPD value was outside control limits.
1M	Sample was prepped with in the recommended hold time. Prepped on 10-4-06

This report shall not be reproduced, except in full,
without the written consent of Pace Analytical Services, Inc..

Sample Condition Upon Receipt

Pace Analytical

Client Name: Foth & Van Dyke Project # 876570

Courier: ☐ Fed Ex ☐ UPS ☐ USPS ☐ Client ☐ Commercial ☒ Pace Other _____

Tracking #: _____

Optional
Proj. Due Date:
Proj. Name:

Custody Seal on Cooler/Box Present: ☒ yes ☐ no Seals intact: ☒ yes ☐ no

Packing Material: ☐ Bubble Wrap ☒ Bubble Bags ☐ None ☐ Other _____

Thermometer Used: SB Type of Ice: (Wet) Blue None ☐ Samples on ice, cooling process has begun

Cooler Temperature: 2°C Biological Tissue is Frozen: Yes No

Date and Initials of person examining contents: JM 9-27-06 JB 9/27/06

Temp should be above freezing to 6°C

		Comments:
Chain of Custody Present:	☒Yes ☐No ☐N/A	1.
Chain of Custody Filled Out:	☒Yes ☐No ☐N/A	2.
Chain of Custody Relinquished:	☒Yes ☐No ☐N/A	3.
Sampler Name & Signature on COC:	☒Yes ☐No ☐N/A	4.
Samples Arrived within Hold Time:	☒Yes ☐No ☐N/A	5.
Short Hold Time Analysis (<72hr):	☐Yes ☒No ☐N/A	6.
Rush Turn Around Time Requested:	☐Yes ☒No ☐N/A	7.
Sufficient Volume:	☒Yes ☐No ☐N/A	8.
Correct Containers Used:	☒Yes ☐No ☐N/A	9.
-Pace Containers Used:	☒Yes ☐No ☐N/A	
Containers Intact:	☒Yes ☐No ☐N/A	10.
Filtered volume received for Dissolved tests	☐Yes ☐No ☒N/A	11.
Sample Labels match COC:	☒Yes ☐No ☐N/A	12.
-Includes date/time/ID/Analysis Matrix: S		
All containers needing preservation have been checked.	☐Yes ☐No ☒N/A	13.
All containers needing preservation are found to be in compliance with EPA recommendation.	☐Yes ☐No ☒N/A	
exceptions: VOA, coliform, TOC, O&G, WI-DRO (water)	☐Yes ☐No	Initial when completed / Lot # of added preservative
Samples checked for dechlorination:	☐Yes ☐No ☒N/A	14.
Headspace in VOA Vials (>6mm):	☐Yes ☐No ☒N/A	15.
Trip Blank Present:	☐Yes ☐No ☒N/A	16.
Trip Blank Custody Seals Present	☐Yes ☐No ☒N/A	
Pace Trip Blank Lot # (if purchased): _____		

Client Notification/ Resolution: Field Data Required? Y / N

Person Contacted: _____ Date/Time: _____

Comments/ Resolution: _____

Project Manager Review: AH for TN **Date:** 10/23/06

Note: Whenever there is a discrepancy affecting North Carolina compliance samples, a copy of this form will be sent to the North Carolina DEHNR Certification Office (i.e out of hold, incorrect preservative, out of temp, incorrect containers)

Pace Analytical®

CHAIN-OF-CUSTODY / Analytical Request Document

The Chain-of-Custody is a LEGAL DOCUMENT. All relevant fields must be completed accurately.

Page: of 0974676

Section A Required Client Information:

Company	Faith of Van Dyke
Address	2737 S. Ridge Rd Green Bay, WI 54307
Email To:	jerry@faith.com
Phone	920-497-2510
Fax	920-497-8516
Requested Due Date/TAT:	

Section B Required Project Information:

Report To:	James Kelly
Copy To:	
Purchase Order No.:	
Project Name:	KEMC - Eagle South
Project Number:	CW11-3

Section C Invoice Information:

Attention:	James Kelly
Company Name:	
Address:	
Pace Quote Reference:	
Pace Project Manager:	
Pace Profile #:	

REGULATORY AGENCY

☐ NPDES ☐ GROUND WATER ☐ DRINKING WATER
☐ UST ☐ RCRA ☒ Other

SITE LOCATION ☐GA ☐IL ☐IN ☒MI ☐MN ☐NC ☐OH ☐SC ☐WI ☐OTHER

Section D Required Client Information

SAMPLE ID

One Character per box. (A-Z, 0-9 / .-) Samples IDs MUST BE UNIQUE

Valid Matrix Codes

MATRIX	CODE
DRINKING WATER	DW
WATER	WT
WASTE WATER	WW
PRODUCT	P
SOIL/SOLID	SL
OIL	OL
WIPE	WP
AIR	AR
OTHER	OT
TISSUE	TS

ITEM #	SAMPLE ID	MATRIX CODE	SAMPLE TYPE G=GRAB C=COMP	COMPOSITE START DATE	COMPOSITE START TIME	COMPOSITE END/GRAB DATE	COMPOSITE END/GRAB TIME	SAMPLE TEMP AT COLLECTION	# OF CONTAINERS	Unpreserved	H_2SO_4	HNO_3	HCl	NaOH	$Na_2S_2O_3$	Methanol	Other	Filtered (Y/N)	Requested Analysis:	Residual Chlorine (Y/N)	Pace Project Number / Lab I.D
1	KMW-5-14'-14.5'	SL	G	9/19/06	12:30			—	2	X								X	X		
2	KSB-13-5-2.75	SL	C	9/22/06	12:30			—	2	X								X	X		
3																					
4																					
5																					
6																					
7																					
8																					
9																					
10																					
11																					
12																					

Additional Comments:

RELINQUISHED BY / AFFILIATION	DATE	TIME	ACCEPTED BY / AFFILIATION	DATE	TIME
KEMI / FVD	9/27/06	0836	[illegible] / FVD	9-27-06	0831
[illegible]	9-27-06	0830	[illegible]	9/27/06	0830

SAMPLE CONDITION

Temp in °C	Received on Ice	Custody Sealed Cooler	Samples Intact
	Y/N	Y/N	Y/N
	Y/N	Y/N	Y/N
	Y/N	Y/N	Y/N
	Y/N	Y/N	Y/N

SAMPLER NAME AND SIGNATURE

PRINT Name of SAMPLER: Jeffrey S. Lynott

SIGNATURE of SAMPLER: Jeffrey S. Lynott

DATE Signed (MM / DD / YY)

SEE REVERSE SIDE FOR INSTRUCTIONS

ALLQ020rev.3,31Mar05

CHAIN-OF-CUSTODY / Analytical Request Document

The Chain-of-Custody is a LEGAL DOCUMENT. All relevant fields must be completed accurately.

Pace Analytical®

Page: of 0974676

Section A Required Client Information:

Company	
Address	
Email To:	
Phone	Fax
Requested Due Date/TAT:	

Section B Required Project Information:

Report To:	
Copy To:	
Purchase Order No.:	
Project Name:	
Project Number:	

Section C Invoice Information:

Attention:	
Company Name:	
Address:	
Pace Quote Reference:	
Pace Project Manager:	
Pace Profile #:	

REGULATORY AGENCY

☐ NPDES ☐ GROUND WATER ☐ DRINKING WATER
☐ UST ☐ RCRA ☒ Other_____

SITE LOCATION ☐GA ☐IL ☐IN ☒MI ☐MN ☐NC ☐OH ☐SC ☐WI ☐OTHER _____

Section D Required Client Information

Valid Matrix Codes

MATRIX	CODE
DRINKING WATER	DW
WATER	WT
WASTE WATER	WW
PRODUCT	P
SOIL/SOLID	SL
OIL	OL
WIPE	WP
AIR	AR
OTHER	OT
TISSUE	TS

ITEM #	SAMPLE ID (One Character per box. (A-Z, 0-9 / ,-) Samples IDs MUST BE UNIQUE)	MATRIX CODE	SAMPLE TYPE G=GRAB C=COMP	COLLECTED COMPOSITE START DATE	COLLECTED COMPOSITE START TIME	COLLECTED COMPOSITE END/GRAB DATE	COLLECTED COMPOSITE END/GRAB TIME	SAMPLE TEMP AT COLLECTION	# OF CONTAINERS	Preservatives: Unpreserved	H_2SO_4	HNO_3	HCl	NaOH	$Na_2S_2O_3$	Methanol	Other	Filtered (Y/N)	Requested Analysis:	Residual Chlorine (Y/N)	Pace Project Number Lab I.D
1	KMW-5-14'-14.5'	SL	G	[illegible]	12:30			—	2	X							X	X		
2	KSB-13-5-2	SL	C	9/27/16	12:30			—	2	X							X	X		
3																				
4																				
5																				
6																				
7																				
8																				
9																				
10																				
11																				
12																				

Additional Comments:

RELINQUISHED BY / AFFILIATION	DATE	TIME	ACCEPTED BY / AFFILIATION	DATE	TIME
[illegible]	[illegible]	[illegible]	[illegible]	9-27	0731
[illegible]	9-27-16	0730	[illegible]	9/27/16	0830

SAMPLE CONDITION

Temp in °C	Received on Ice Y/N	Custody Sealed Cooler Y/N	Samples Intact Y/N
	Y/N	Y/N	Y/N
	Y/N	Y/N	Y/N
	Y/N	Y/N	Y/N
	Y/N	Y/N	Y/N

SAMPLER NAME AND SIGNATURE

PRINT Name of SAMPLER: [illegible]

SIGNATURE of SAMPLER: [illegible]

DATE Signed (MM / DD / YY)

SEE REVERSE SIDE FOR INSTRUCTIONS

ALLQ020rev.3,31Mar05

(Please Print Clearly)

Company Name:	Foth & Van Dyke
Branch/Location:	Green Bay WI
Project Contact:	
Phone:	920-497-2500
Project Number:	06W003
Project Name:	KEMC - Eagle South
Project State:	MI
Sampled By (Print):	Jeffrey Lynott
Sampled By (Sign):	
PO #:	Regulatory Program:

Pace Analytical®
www.pacelabs.com

MN: 612-607-1700 WI: 920-469-2436

CHAIN OF CUSTODY

COC No. 013616

*Preservation Codes
A=None B=HCL C=H2SO4 D=HNO3 E=DI Water F=Methanol G=NaOH
H=Sodium Bisulfate Solution I=Sodium Thiosulfate J=Other

Quote #:	
Mail To Contact:	Janis Kesy
Mail To Company:	Foth & Van Dyke
Mail To Address:	2737 S. Ridge Rd Green Bay, WI 54307
Invoice To Contact:	
Invoice To Company:	
Invoice To Address:	
Invoice To Phone:	

Data Package Options (billable)
- ☐ EPA Level III
- ☐ EPA Level IV

MS/MSD
- ☐ On your sample (billable)
- ☐ NOT needed on your sample

Matrix Codes
A = Air, B = Biota, C = Charcoal, O = Oil, S = Soil, Sl = Sludge, W = Water, DW = Drinking Water, GW = Ground Water, SW = Surface Water, WW = Waste Water, WP = Wipe

PACE LAB #	CLIENT FIELD ID		COLLECTION DATE	COLLECTION TIME	MATRIX	FILTERED? (YES/NO) Y/N	PRESERVATION (CODE)* Pick Letter	RCRA Metals	Total Metals, pH, Cyanide	CLIENT COMMENTS	LAB COMMENTS (Lab Use Only)	Profile #
001	SB-629	14'-16'	9/22/06	11:15	S	N	A	X	X		2 - 4oz glass	
002	SB-630	14'-16'	9/22/06	9:00	S	N	A	X	X			
003	SB-631	14'-16'	9/21/06	18:00	S	N	A	X	X			
004	SB-639	14'-16'	9/21/06	15:30	S	N	A	X	X			
005	SB-638	9'-11'	9/21/06	12:00	S	N	A	X	X			
006	SB-643	14'-16'	9/21/06	9:40	S	N	A	X	X			
007	SB-626	S3	9/20/06	11:50	S	N	A	X	X			
008	KMW-7	S-1	9/21/06	17:15	S	N	A	X	X			
009	KMW-9P	S-3	9/21/06	13:00	S	N	A	X	X			
010	SB-621	S-3	9/20/06	13:40	S	N	A	X	X			
011	SB-620	S-4	9/20/06	17:30	S	N	A	X	X			
012	SB-635	S3	9/20/06	10:30	S	N	A	X	X			
013	KMW-4P	12'-14'	9/20/06	17:00	S	N	A	X	X			

Rush Turnaround Time Requested - Prelims
(Rush TAT subject to approval/surcharge)
Date Needed:

Transmit Prelim Rush Results by (complete what you want):

Email #1:	
Email #2:	
Telephone:	
Fax:	

Samples on HOLD are subject to special pricing and release of liability

Relinquished By:	Date/Time:	Received By:	Date/Time:
Jeffrey S. Lynott	9/26/06 1800	RKM	9/26/06 1800
RKM	9/26/06 0730	Fran Sysey	9-27-06 0731
Fran Sysey	9-27-06 0830	[illegible]	9-27-06 0830

PACE Project No. 876570

Receipt Temp = 4.0 °C

Sample Receipt pH OK / Adjusted

Cooler Custody Seal Present / Not Present Intact / Not Intact

Version 6.0 06/14/06 ORIGINAL

(Please Print Clearly)

Company Name:	Foth & VanDyke
Branch/Location:	Green Bay WI
Project Contact:	
Phone:	920-497-2500
Project Number:	06W003
Project Name:	KCMC - Eagle South
Project State:	MI
Sampled By (Print):	Jeffrey Lynott
Sampled By (Sign):	
PO #:	
Regulatory Program:	

Pace Analytical®
www.pacelabs.com

MN: 612-607-1700 WI: 920-469-2436

COC No. 013616

CHAIN OF CUSTODY

*Preservation Codes
A=None B=HCL C=H2SO4 D=HNO3 E=DI Water F=Methanol G=NaOH
H=Sodium Bisulfate Solution I=Sodium Thiosulfate J=Other

Quote #:	
Mail To Contact:	Tamie Kent
Mail To Company:	Foth & Van Dyke
Mail To Address:	2737 S. Ridge Rd Green Bay, WI 54307
Invoice To Contact:	
Invoice To Company:	
Invoice To Address:	
Invoice To Phone:	

Data Package Options (billable)
- ☐ EPA Level III
- ☐ EPA Level IV

MS/MSD
- ☐ On your sample (billable)
- ☐ NOT needed on your sample

Matrix Codes
A = Air, B = Biota, C = Charcoal, O = Oil, S = Soil, SI = Sludge, W = Water, DW = Drinking Water, GW = Ground Water, SW = Surface Water, WW = Waste Water, WP = Wipe

PACE LAB #	CLIENT FIELD ID	COLLECTION DATE	COLLECTION TIME	MATRIX	FILTERED? (YES/NO) Y/N	PRESERVATION (CODE)* Pick Letter	Analyses Requested: PCBs EPA Methods	Analyses Requested: Total Metals (Pb, Cd, Cr, Ni, Zn)	CLIENT COMMENTS	LAB COMMENTS (Lab Use Only)	Profile #
	SB-629 14'-16'	9/22/06	11:15	S	N	A	X	X			
	SB-630 14'-16'	9/22/06	9:00	S	N	A	X	X			
	SB-631 14'-16'	9/21/06	18:00	S	N	A	X	X			
→	SB-639 14'-16'	9/21/06	15:30	S	N	A	X	X			
	SB-638 9'-11'	9/21/06	12:00	S	N	A	X	X			
	SB-643 14'-16'	9/21/06	9:40	S	N	A	X	X			
	SB-626 S3	9/20/06	11:50	S	N	A	X	X			
	KMW-7 S-1	9/21/06	17:15	S	N	A	X	X			
	KMW-9P S-3	9/21/06	13:00	S	N	A	X	X			
	SB-621 S-3	9/20/06	13:40	S	N	A	X	X			
	SB-620 S-4	9/20/06	17:30	S	N	A	X	X			
	SB-635 S3	9/20/06	10:30	S	N	A	X	X			
	KMW-4P 12'-14'	9/20/06	17:00	S	N	A	X	X			

Rush Turnaround Time Requested - Prelims
(Rush TAT subject to approval/surcharge)
Date Needed:

Transmit Prelim Rush Results by (complete what you want):

Email #1:	
Email #2:	
Telephone:	
Fax:	

Samples on HOLD are subject to special pricing and release of liability

Relinquished By:	Date/Time:	Received By:	Date/Time:
[signature]	9/21/06 18:00	KEM	9/21/06 18:00
KEM	9/22/06 0730	[signature]	9-22-06 0731
[signature]	9-22-06 0830	[signature]	9-22-06 0830

PACE Project No.

Receipt Temp = [illegible] °C

Sample Receipt pH OK / Adjusted

Cooler Custody Seal Present / Not Present Intact / Not Intact

Version 6.0 06/14/06

Batch No. 876966

Pace Analytical®
www.pacelabs.com

Pace Analytical Services, Inc.
1241 Bellevue Street, Suite 9
Green Bay, WI 54302
Phone: 920.469.2436
Fax: 920.469.8827

October 18, 2006

Janis Kesy
Foth & Van Dyke
2737 South Ridge Road
Green Bay, WI 54304

Dear Ms. Kesy:

Enclosed is a report for the analysis of environmental samples and associated QC samples for the Eagle South project (06W003). The samples were assigned to batch number 876966 for laboratory tracking purposes.

A table of the results has also been sent to you via e-mail.

If you have any questions regarding this data please call me at (608) 232-3300 ext. 302.

Sincerely,

for Tod N.

Tod Noltemeyer
Project Manager

Pace Analytical®

1241 Bellevue Street, Suite 9
Green Bay, WI 54302
920-469-2436, Fax: 920-469-8827

Analytical Report Number: 876966

Client: FOTH & VAN DYKE

Lab Contact: Tod Noltemeyer

Project Name: EAGLE SOUTH

Project Number: 06W003

Lab Sample Number	Field ID	Matrix	Collection Date
876966-001	KSB-19-5'-7'	SOIL	10/04/06 12:30
876966-002	MW-601-8'-9'	SOIL	10/04/06 11:00
876966-003	HA-1	SW	10/04/06 15:00
876966-004	HA-1	SOIL	10/04/06 15:00
876966-005	DUP-1	SW	10/04/06 15:00
876966-006	HA-2	SOIL	10/04/06 16:00
876966-007	DUP	SOIL	10/04/06 16:00
876966-008	HA-3	SOIL	10/04/06 17:00

I certify that the data contained in this Final Report has been generated and reviewed in accordance with approved methods and Laboratory Standard Operating Procedure. Exceptions, if any, are discussed in the accompanying sample comments. Release of this final report is authorized by Laboratory management, as is verified by the following signature. This report shall not be reproduced, except in full, without the written consent of Pace Analytical Services, Inc. The sample results relate only to the analytes of interest tested.

Alee Kln for Tod N. — Approval Signature

10/19/06 — Date

Pace Analytical Services, Inc.

1241 Bellevue Street
Green Bay, WI 54302
920-469-2436

Analytical Report Number: 876966

Client : FOTH & VAN DYKE
Project Name : EAGLE SOUTH
Project Number : 06W003
Field ID : KSB-19-5'-7'

Matrix Type : SOIL
Collection Date : 10/04/06
Report Date : 10/16/06
Lab Sample Number : 876966-001

INORGANICS

Test	Result	MDL	EQL	Dil.	Units	Code	Anl Date	Prep Method	Anl Method
Percent Solids	91.8	---	---	1	%		10/09/06	SM M2540G	SM M2540G

VOLATILES

Prep Date: 10/09/06

Analyte	Result		MDL	EQL	Dil.	Units	Code	Anal Date	Prep Method	Anl Method
1,1,1,2-Tetrachloroethane	15	U	15	54	50	ug/Kg		10/09/06	SW846 5030B	SW846 8260B
1,1,1-Trichloroethane	10	U	10	54	50	ug/Kg		10/09/06	SW846 5030B	SW846 8260B
1,1,2,2-Tetrachloroethane	14	U	14	54	50	ug/Kg		10/09/06	SW846 5030B	SW846 8260B
1,1,2-Trichloroethane	22	U	22	54	50	ug/Kg		10/09/06	SW846 5030B	SW846 8260B
1,1-Dichloroethane	7.2	U	7.2	54	50	ug/Kg		10/09/06	SW846 5030B	SW846 8260B
1,1-Dichloroethene	17	U	17	54	50	ug/Kg		10/09/06	SW846 5030B	SW846 8260B
1,1-Dichloropropene	26	U	26	54	50	ug/Kg		10/09/06	SW846 5030B	SW846 8260B
1,2,3-Trichlorobenzene	19	U	19	54	50	ug/Kg		10/09/06	SW846 5030B	SW846 8260B
1,2,3-Trichloropropane	18	U	18	54	50	ug/Kg		10/09/06	SW846 5030B	SW846 8260B
1,2,4-Trichlorobenzene	19	U	19	54	50	ug/Kg		10/09/06	SW846 5030B	SW846 8260B
1,2,4-Trimethylbenzene	21	U	21	54	50	ug/Kg		10/09/06	SW846 5030B	SW846 8260B
1,2-Dibromo-3-chloropropane	90	U	90	110	50	ug/Kg		10/09/06	SW846 5030B	SW846 8260B
1,2-Dibromoethane	16	U	16	54	50	ug/Kg		10/09/06	SW846 5030B	SW846 8260B
1,2-Dichlorobenzene	48	U	48	54	50	ug/Kg		10/09/06	SW846 5030B	SW846 8260B
1,2-Dichloroethane	14	U	14	54	50	ug/Kg		10/09/06	SW846 5030B	SW846 8260B
1,2-Dichloropropane	9.3	U	9.3	54	50	ug/Kg		10/09/06	SW846 5030B	SW846 8260B
1,3,5-Trimethylbenzene	10	U	10	54	50	ug/Kg		10/09/06	SW846 5030B	SW846 8260B
1,3-Dichlorobenzene	14	U	14	54	50	ug/Kg		10/09/06	SW846 5030B	SW846 8260B
1,3-Dichloropropane	18	U	18	54	50	ug/Kg		10/09/06	SW846 5030B	SW846 8260B
1,4-Dichlorobenzene	20	U	20	54	50	ug/Kg		10/09/06	SW846 5030B	SW846 8260B
2,2-Dichloropropane	10	U	10	54	50	ug/Kg		10/09/06	SW846 5030B	SW846 8260B
2-Chlorotoluene	15	U	15	54	50	ug/Kg		10/09/06	SW846 5030B	SW846 8260B
4-Chlorotoluene	19	U	19	54	50	ug/Kg		10/09/06	SW846 5030B	SW846 8260B
Benzene	12	U	12	54	50	ug/Kg		10/09/06	SW846 5030B	SW846 8260B
Bromobenzene	16	U	16	54	50	ug/Kg		10/09/06	SW846 5030B	SW846 8260B
Bromochloromethane	16	U	16	54	50	ug/Kg		10/09/06	SW846 5030B	SW846 8260B
Bromodichloromethane	10	U	10	54	50	ug/Kg		10/09/06	SW846 5030B	SW846 8260B
Bromoform	28	U	28	54	50	ug/Kg		10/09/06	SW846 5030B	SW846 8260B
Bromomethane	24	U	24	54	50	ug/Kg		10/09/06	SW846 5030B	SW846 8260B
Carbon Tetrachloride	11	U	11	54	50	ug/Kg		10/09/06	SW846 5030B	SW846 8260B
Chlorobenzene	8.9	U	8.9	54	50	ug/Kg		10/09/06	SW846 5030B	SW846 8260B
Chlorodibromomethane	11	U	11	54	50	ug/Kg		10/09/06	SW846 5030B	SW846 8260B
Chloroethane	24	U	24	54	50	ug/Kg		10/09/06	SW846 5030B	SW846 8260B
Chloroform	7.9	U	7.9	54	50	ug/Kg		10/09/06	SW846 5030B	SW846 8260B
Chloromethane	11	U	11	54	50	ug/Kg		10/09/06	SW846 5030B	SW846 8260B
cis-1,2-Dichloroethene	9.0	U	9.0	54	50	ug/Kg		10/09/06	SW846 5030B	SW846 8260B
cis-1,3-Dichloropropene	10	U	10	54	50	ug/Kg		10/09/06	SW846 5030B	SW846 8260B
Dibromomethane	11	U	11	54	50	ug/Kg		10/09/06	SW846 5030B	SW846 8260B
Dichlorodifluoromethane	9.1	U	9.1	54	50	ug/Kg		10/09/06	SW846 5030B	SW846 8260B
Diisopropyl Ether	7.5	U	7.5	54	50	ug/Kg		10/09/06	SW846 5030B	SW846 8260B
Ethylbenzene	11	U	11	54	50	ug/Kg		10/09/06	SW846 5030B	SW846 8260B
Fluorotrichloromethane	8.8	U	8.8	54	50	ug/Kg		10/09/06	SW846 5030B	SW846 8260B
Hexachlorobutadiene	29	U	29	54	50	ug/Kg		10/09/06	SW846 5030B	SW846 8260B
Isopropylbenzene	6.0	U	6.0	54	50	ug/Kg		10/09/06	SW846 5030B	SW846 8260B

All soil results are reported on a dry weight basis unless otherwise noted.

Pace Analytical Services, Inc.

1241 Bellevue Street
Green Bay, WI 54302
920-469-2436

Analytical Report Number: 876966

Client : FOTH & VAN DYKE
Project Name : EAGLE SOUTH
Project Number : 06W003
Field ID : KSB-19-5'-7'

Matrix Type : SOIL
Collection Date : 10/04/06
Report Date : 10/16/06
Lab Sample Number : 876966-001

VOLATILES

Prep Date: 10/09/06

Analyte	Result		MDL	EQL	Dil.	Units	Code	Anal Date	Prep Method	Anl Method
Methylene Chloride	8.9	U	8.9	54	50	ug/Kg		10/09/06	SW846 5030B	SW846 8260B
Methyl-tert-butyl-ether	9.9	U	9.9	54	50	ug/Kg		10/09/06	SW846 5030B	SW846 8260B
Naphthalene	16	U	16	54	50	ug/Kg		10/09/06	SW846 5030B	SW846 8260B
n-Butylbenzene	44	U	44	54	50	ug/Kg		10/09/06	SW846 5030B	SW846 8260B
n-Propylbenzene	11	U	11	54	50	ug/Kg		10/09/06	SW846 5030B	SW846 8260B
p-Isopropyltoluene	22	U	22	54	50	ug/Kg		10/09/06	SW846 5030B	SW846 8260B
s-Butylbenzene	8.7	U	8.7	54	50	ug/Kg		10/09/06	SW846 5030B	SW846 8260B
Styrene	13	U	13	54	50	ug/Kg		10/09/06	SW846 5030B	SW846 8260B
t-Butylbenzene	13	U	13	54	50	ug/Kg		10/09/06	SW846 5030B	SW846 8260B
Tetrachloroethene	12	U	12	54	50	ug/Kg		10/09/06	SW846 5030B	SW846 8260B
Toluene	8.4	U	8.4	54	50	ug/Kg		10/09/06	SW846 5030B	SW846 8260B
trans-1,2-Dichloroethene	20	U	20	54	50	ug/Kg		10/09/06	SW846 5030B	SW846 8260B
trans-1,3-Dichloropropene	11	U	11	54	50	ug/Kg		10/09/06	SW846 5030B	SW846 8260B
Trichloroethene	11	U	11	54	50	ug/Kg		10/09/06	SW846 5030B	SW846 8260B
Vinyl Chloride	11	U	11	54	50	ug/Kg		10/09/06	SW846 5030B	SW846 8260B
Xylene, m + p	16	U	16	110	50	ug/Kg		10/09/06	SW846 5030B	SW846 8260B
Xylene, o	7.5	U	7.5	54	50	ug/Kg		10/09/06	SW846 5030B	SW846 8260B
Surrogate			**LCL**	**UCL**						
4-Bromofluorobenzene	97		64	133	50	%		10/09/06	SW846 5030B	SW846 8260B
Toluene-d8	104		67	139	50	%		10/09/06	SW846 5030B	SW846 8260B
Dibromofluoromethane	94		64	140	50	%		10/09/06	SW846 5030B	SW846 8260B

PAH/PNA

Prep Date: 10/09/06

Analyte	Result		MDL	EQL	Dil.	Units	Code	Anal Date	Prep Method	Anl Method
Acenaphthene	3.2	U	3.2	27	1	ug/Kg		10/11/06	SW846 3545	8270C-SIM
Acenaphthylene	3.1	U	3.1	27	1	ug/Kg		10/11/06	SW846 3545	8270C-SIM
Anthracene	3.9	U	3.9	27	1	ug/Kg		10/11/06	SW846 3545	8270C-SIM
Benzo(a)anthracene	5.8	U	5.8	27	1	ug/Kg		10/11/06	SW846 3545	8270C-SIM
Benzo(a)pyrene	3.1	U	3.1	27	1	ug/Kg		10/11/06	SW846 3545	8270C-SIM
Benzo(b)fluoranthene	3.1	U	3.1	27	1	ug/Kg		10/11/06	SW846 3545	8270C-SIM
Benzo(ghi)perylene	3.9	U	3.9	27	1	ug/Kg		10/11/06	SW846 3545	8270C-SIM
Benzo(k)fluoranthene	3.3	U	3.3	27	1	ug/Kg		10/11/06	SW846 3545	8270C-SIM
Chrysene	4.8	U	4.8	27	1	ug/Kg		10/11/06	SW846 3545	8270C-SIM
Dibenz(a,h)anthracene	3.0	U	3.0	27	1	ug/Kg		10/11/06	SW846 3545	8270C-SIM
Fluoranthene	3.1	U	3.1	27	1	ug/Kg		10/11/06	SW846 3545	8270C-SIM
Fluorene	3.7	U	3.7	27	1	ug/Kg		10/11/06	SW846 3545	8270C-SIM
Indeno(1,2,3-cd)pyrene	2.7	U	2.7	27	1	ug/Kg		10/11/06	SW846 3545	8270C-SIM
Naphthalene	4.4	U	4.4	27	1	ug/Kg		10/11/06	SW846 3545	8270C-SIM
Phenanthrene	3.2	U	3.2	27	1	ug/Kg		10/11/06	SW846 3545	8270C-SIM
Pyrene	3.4	J	2.7	27	1	ug/Kg		10/11/06	SW846 3545	8270C-SIM
Surrogate			**LCL**	**UCL**						
Nitrobenzene-d5	75		10	141	1	%		10/11/06	SW846 3545	8270C-SIM
2-Fluorobiphenyl	67		10	161	1	%		10/11/06	SW846 3545	8270C-SIM
Terphenyl-d14	82		29	150	1	%		10/11/06	SW846 3545	8270C-SIM

All soil results are reported on a dry weight basis unless otherwise noted.

Pace Analytical Services, Inc.

1241 Bellevue Street
Green Bay, WI 54302
920-469-2436

Analytical Report Number: 876966

Client : FOTH & VAN DYKE
Project Name : EAGLE SOUTH
Project Number : 06W003
Field ID : MW-601-8'-9'

Matrix Type : SOIL
Collection Date : 10/04/06
Report Date : 10/16/06
Lab Sample Number : 876966-002

INORGANICS

Test	Result	MDL	EQL	Dil.	Units	Code	Anl Date	Prep Method	Anl Method
Percent Solids	91.4	—	—	1	%		10/09/06	SM M2540G	SM M2540G

VOLATILES

Prep Date: 10/09/06

Analyte	Result		MDL	EQL	Dil.	Units	Code	Anal Date	Prep Method	Anl Method
1,1,1,2-Tetrachloroethane	16	U	16	55	50	ug/Kg		10/09/06	SW846 5030B	SW846 8260B
1,1,1-Trichloroethane	10	U	10	55	50	ug/Kg		10/09/06	SW846 5030B	SW846 8260B
1,1,2,2-Tetrachloroethane	14	U	14	55	50	ug/Kg		10/09/06	SW846 5030B	SW846 8260B
1,1,2-Trichloroethane	22	U	22	55	50	ug/Kg		10/09/06	SW846 5030B	SW846 8260B
1,1-Dichloroethane	7.2	U	7.2	55	50	ug/Kg		10/09/06	SW846 5030B	SW846 8260B
1,1-Dichloroethene	17	U	17	55	50	ug/Kg		10/09/06	SW846 5030B	SW846 8260B
1,1-Dichloropropene	26	U	26	55	50	ug/Kg		10/09/06	SW846 5030B	SW846 8260B
1,2,3-Trichlorobenzene	19	U	19	55	50	ug/Kg		10/09/06	SW846 5030B	SW846 8260B
1,2,3-Trichloropropane	18	U	18	55	50	ug/Kg		10/09/06	SW846 5030B	SW846 8260B
1,2,4-Trichlorobenzene	19	U	19	55	50	ug/Kg		10/09/06	SW846 5030B	SW846 8260B
1,2,4-Trimethylbenzene	21	U	21	55	50	ug/Kg		10/09/06	SW846 5030B	SW846 8260B
1,2-Dibromo-3-chloropropane	90	U	90	110	50	ug/Kg		10/09/06	SW846 5030B	SW846 8260B
1,2-Dibromoethane	16	U	16	55	50	ug/Kg		10/09/06	SW846 5030B	SW846 8260B
1,2-Dichlorobenzene	49	U	49	55	50	ug/Kg		10/09/06	SW846 5030B	SW846 8260B
1,2-Dichloroethane	14	U	14	55	50	ug/Kg		10/09/06	SW846 5030B	SW846 8260B
1,2-Dichloropropane	9.3	U	9.3	55	50	ug/Kg		10/09/06	SW846 5030B	SW846 8260B
1,3,5-Trimethylbenzene	10	U	10	55	50	ug/Kg		10/09/06	SW846 5030B	SW846 8260B
1,3-Dichlorobenzene	14	U	14	55	50	ug/Kg		10/09/06	SW846 5030B	SW846 8260B
1,3-Dichloropropane	18	U	18	55	50	ug/Kg		10/09/06	SW846 5030B	SW846 8260B
1,4-Dichlorobenzene	20	U	20	55	50	ug/Kg		10/09/06	SW846 5030B	SW846 8260B
2,2-Dichloropropane	10	U	10	55	50	ug/Kg		10/09/06	SW846 5030B	SW846 8260B
2-Chlorotoluene	15	U	15	55	50	ug/Kg		10/09/06	SW846 5030B	SW846 8260B
4-Chlorotoluene	19	U	19	55	50	ug/Kg		10/09/06	SW846 5030B	SW846 8260B
Benzene	12	U	12	55	50	ug/Kg		10/09/06	SW846 5030B	SW846 8260B
Bromobenzene	16	U	16	55	50	ug/Kg		10/09/06	SW846 5030B	SW846 8260B
Bromochloromethane	16	U	16	55	50	ug/Kg		10/09/06	SW846 5030B	SW846 8260B
Bromodichloromethane	10	U	10	55	50	ug/Kg		10/09/06	SW846 5030B	SW846 8260B
Bromoform	28	U	28	55	50	ug/Kg		10/09/06	SW846 5030B	SW846 8260B
Bromomethane	25	U	25	55	50	ug/Kg		10/09/06	SW846 5030B	SW846 8260B
Carbon Tetrachloride	11	U	11	55	50	ug/Kg		10/09/06	SW846 5030B	SW846 8260B
Chlorobenzene	8.9	U	8.9	55	50	ug/Kg		10/09/06	SW846 5030B	SW846 8260B
Chlorodibromomethane	11	U	11	55	50	ug/Kg		10/09/06	SW846 5030B	SW846 8260B
Chloroethane	24	U	24	55	50	ug/Kg		10/09/06	SW846 5030B	SW846 8260B
Chloroform	7.9	U	7.9	55	50	ug/Kg		10/09/06	SW846 5030B	SW846 8260B
Chloromethane	11	U	11	55	50	ug/Kg		10/09/06	SW846 5030B	SW846 8260B
cis-1,2-Dichloroethene	9.1	U	9.1	55	50	ug/Kg		10/09/06	SW846 5030B	SW846 8260B
cis-1,3-Dichloropropene	10	U	10	55	50	ug/Kg		10/09/06	SW846 5030B	SW846 8260B
Dibromomethane	11	U	11	55	50	ug/Kg		10/09/06	SW846 5030B	SW846 8260B
Dichlorodifluoromethane	9.1	U	9.1	55	50	ug/Kg		10/09/06	SW846 5030B	SW846 8260B
Diisopropyl Ether	7.5	U	7.5	55	50	ug/Kg		10/09/06	SW846 5030B	SW846 8260B
Ethylbenzene	11	U	11	55	50	ug/Kg		10/09/06	SW846 5030B	SW846 8260B
Fluorotrichloromethane	8.9	U	8.9	55	50	ug/Kg		10/09/06	SW846 5030B	SW846 8260B
Hexachlorobutadiene	29	U	29	55	50	ug/Kg		10/09/06	SW846 5030B	SW846 8260B
Isopropylbenzene	6.0	U	6.0	55	50	ug/Kg		10/09/06	SW846 5030B	SW846 8260B

All soil results are reported on a dry weight basis unless otherwise noted.

Pace Analytical Services, Inc.

Analytical Report Number: 876966

1241 Bellevue Street
Green Bay, WI 54302
920-469-2436

Client : FOTH & VAN DYKE
Project Name : EAGLE SOUTH
Project Number : 06W003
Field ID : MW-601-8'-9'

Matrix Type : SOIL
Collection Date : 10/04/06
Report Date : 10/16/06
Lab Sample Number : 876966-002

VOLATILES

Prep Date: 10/09/06

Analyte	Result		MDL	EQL	Dil.	Units	Code	Anal Date	Prep Method	Anl Method
Methylene Chloride	8.9	U	8.9	55	50	ug/Kg		10/09/06	SW846 5030B	SW846 8260B
Methyl-tert-butyl-ether	10	U	10	55	50	ug/Kg		10/09/06	SW846 5030B	SW846 8260B
Naphthalene	16	U	16	55	50	ug/Kg		10/09/06	SW846 5030B	SW846 8260B
n-Butylbenzene	44	U	44	55	50	ug/Kg		10/09/06	SW846 5030B	SW846 8260B
n-Propylbenzene	11	U	11	55	50	ug/Kg		10/09/06	SW846 5030B	SW846 8260B
p-Isopropyltoluene	22	U	22	55	50	ug/Kg		10/09/06	SW846 5030B	SW846 8260B
s-Butylbenzene	8.8	U	8.8	55	50	ug/Kg		10/09/06	SW846 5030B	SW846 8260B
Styrene	13	U	13	55	50	ug/Kg		10/09/06	SW846 5030B	SW846 8260B
t-Butylbenzene	13	U	13	55	50	ug/Kg		10/09/06	SW846 5030B	SW846 8260B
Tetrachloroethene	12	U	12	55	50	ug/Kg		10/09/06	SW846 5030B	SW846 8260B
Toluene	8.4	U	8.4	55	50	ug/Kg		10/09/06	SW846 5030B	SW846 8260B
trans-1,2-Dichloroethene	20	U	20	55	50	ug/Kg		10/09/06	SW846 5030B	SW846 8260B
trans-1,3-Dichloropropene	12	U	12	55	50	ug/Kg		10/09/06	SW846 5030B	SW846 8260B
Trichloroethene	11	U	11	55	50	ug/Kg		10/09/06	SW846 5030B	SW846 8260B
Vinyl Chloride	11	U	11	55	50	ug/Kg		10/09/06	SW846 5030B	SW846 8260B
Xylene, m + p	16	U	16	110	50	ug/Kg		10/09/06	SW846 5030B	SW846 8260B
Xylene, o	7.5	U	7.5	55	50	ug/Kg		10/09/06	SW846 5030B	SW846 8260B
Surrogate			**LCL**	**UCL**						
4-Bromofluorobenzene	104		64	133	50	%		10/09/06	SW846 5030B	SW846 8260B
Toluene-d8	107		67	139	50	%		10/09/06	SW846 5030B	SW846 8260B
Dibromofluoromethane	98		64	140	50	%		10/09/06	SW846 5030B	SW846 8260B

PAH/PNA

Prep Date: 10/09/06

Analyte	Result		MDL	EQL	Dil.	Units	Code	Anal Date	Prep Method	Anl Method
Acenaphthene	350	J	65	550	5	ug/Kg	K	10/13/06	SW846 3545	8270C-SIM
Acenaphthylene	310	J	63	550	5	ug/Kg	K	10/13/06	SW846 3545	8270C-SIM
Anthracene	190	J	78	550	5	ug/Kg	K	10/13/06	SW846 3545	8270C-SIM
Benzo(a)anthracene	260	J	120	550	5	ug/Kg	K	10/13/06	SW846 3545	8270C-SIM
Benzo(a)pyrene	190	J	63	550	5	ug/Kg	K	10/13/06	SW846 3545	8270C-SIM
Benzo(b)fluoranthene	210	J	61	550	5	ug/Kg	K	10/13/06	SW846 3545	8270C-SIM
Benzo(ghi)perylene	87	J	78	550	5	ug/Kg	K	10/13/06	SW846 3545	8270C-SIM
Benzo(k)fluoranthene	200	J	67	550	5	ug/Kg	K	10/13/06	SW846 3545	8270C-SIM
Chrysene	390	J	95	550	5	ug/Kg	K	10/13/06	SW846 3545	8270C-SIM
Dibenz(a,h)anthracene	60	U	60	550	5	ug/Kg	K	10/13/06	SW846 3545	8270C-SIM
Fluoranthene	570		63	550	5	ug/Kg	K	10/13/06	SW846 3545	8270C-SIM
Fluorene	1000		75	550	5	ug/Kg	K	10/13/06	SW846 3545	8270C-SIM
Indeno(1,2,3-cd)pyrene	73	J	55	550	5	ug/Kg	K	10/13/06	SW846 3545	8270C-SIM
Naphthalene	2700		88	550	5	ug/Kg	K	10/13/06	SW846 3545	8270C-SIM
Phenanthrene	1400		64	550	5	ug/Kg	K	10/13/06	SW846 3545	8270C-SIM
Pyrene	840		54	550	5	ug/Kg	K	10/13/06	SW846 3545	8270C-SIM
Surrogate			**LCL**	**UCL**						
Nitrobenzene-d5	0.0		10	141	5	%	DK	10/13/06	SW846 3545	8270C-SIM
2-Fluorobiphenyl	0.0		10	161	5	%	DK	10/13/06	SW846 3545	8270C-SIM
Terphenyl-d14	0.0		29	150	5	%	DK	10/13/06	SW846 3545	8270C-SIM

All soil results are reported on a dry weight basis unless otherwise noted.

Pace Analytical Services, Inc.

Analytical Report Number: 876966

1241 Bellevue Street
Green Bay, WI 54302
920-469-2436

Client : FOTH & VAN DYKE
Project Name : EAGLE SOUTH
Project Number : 06W003
Field ID : HA-1

Matrix Type : SURFACE WATER
Collection Date : 10/04/06
Report Date : 10/16/06
Lab Sample Number : 876966-003

VOLATILES

Prep Date: 10/09/06

Analyte	Result		MDL	EQL	Dil.	Units	Code	Anal Date	Prep Method	Ani Method
1,1,1,2-Tetrachloroethane	0.92	U	0.92	1.0	1	ug/L		10/09/06	SW846 5030B	SW846 8260B
1,1,1-Trichloroethane	0.90	U	0.90	1.0	1	ug/L		10/09/06	SW846 5030B	SW846 8260B
1,1,2,2-Tetrachloroethane	0.20	U	0.20	1.0	1	ug/L		10/09/06	SW846 5030B	SW846 8260B
1,1,2-Trichloroethane	0.42	U	0.42	1.0	1	ug/L		10/09/06	SW846 5030B	SW846 8260B
1,1-Dichloroethane	0.75	U	0.75	1.0	1	ug/L		10/09/06	SW846 5030B	SW846 8260B
1,1-Dichloroethene	0.57	U	0.57	1.0	1	ug/L		10/09/06	SW846 5030B	SW846 8260B
1,1-Dichloropropene	0.75	U	0.75	1.0	1	ug/L		10/09/06	SW846 5030B	SW846 8260B
1,2,3-Trichlorobenzene	0.74	U	0.74	1.0	1	ug/L		10/09/06	SW846 5030B	SW846 8260B
1,2,3-Trichloropropane	0.99	U	0.99	1.0	1	ug/L		10/09/06	SW846 5030B	SW846 8260B
1,2,4-Trichlorobenzene	0.97	U	0.97	1.0	1	ug/L		10/09/06	SW846 5030B	SW846 8260B
1,2,4-Trimethylbenzene	0.97	U	0.97	1.0	1	ug/L		10/09/06	SW846 5030B	SW846 8260B
1,2-Dibromo-3-chloropropane	0.87	U	0.87	1.0	1	ug/L		10/09/06	SW846 5030B	SW846 8260B
1,2-Dibromoethane	0.56	U	0.56	1.0	1	ug/L		10/09/06	SW846 5030B	SW846 8260B
1,2-Dichlorobenzene	0.83	U	0.83	1.0	1	ug/L		10/09/06	SW846 5030B	SW846 8260B
1,2-Dichloroethane	0.36	U	0.36	1.0	1	ug/L		10/09/06	SW846 5030B	SW846 8260B
1,2-Dichloropropane	0.46	U	0.46	1.0	1	ug/L		10/09/06	SW846 5030B	SW846 8260B
1,3,5-Trimethylbenzene	0.83	U	0.83	1.0	1	ug/L		10/09/06	SW846 5030B	SW846 8260B
1,3-Dichlorobenzene	0.87	U	0.87	1.0	1	ug/L		10/09/06	SW846 5030B	SW846 8260B
1,3-Dichloropropane	0.61	U	0.61	1.0	1	ug/L		10/09/06	SW846 5030B	SW846 8260B
1,4-Dichlorobenzene	0.95	U	0.95	1.0	1	ug/L		10/09/06	SW846 5030B	SW846 8260B
2,2-Dichloropropane	0.62	U	0.62	1.0	1	ug/L		10/09/06	SW846 5030B	SW846 8260B
2-Chlorotoluene	0.85	U	0.85	1.0	1	ug/L		10/09/06	SW846 5030B	SW846 8260B
4-Chlorotoluene	0.74	U	0.74	1.0	1	ug/L		10/09/06	SW846 5030B	SW846 8260B
Benzene	0.41	U	0.41	1.0	1	ug/L		10/09/06	SW846 5030B	SW846 8260B
Bromobenzene	0.82	U	0.82	1.0	1	ug/L		10/09/06	SW846 5030B	SW846 8260B
Bromochloromethane	0.97	U	0.97	1.0	1	ug/L		10/09/06	SW846 5030B	SW846 8260B
Bromodichloromethane	0.56	U	0.56	1.0	1	ug/L		10/09/06	SW846 5030B	SW846 8260B
Bromoform	0.94	U	0.94	1.0	1	ug/L		10/09/06	SW846 5030B	SW846 8260B
Bromomethane	0.91	U	0.91	1.0	1	ug/L		10/09/06	SW846 5030B	SW846 8260B
Carbon Tetrachloride	0.49	U	0.49	1.0	1	ug/L		10/09/06	SW846 5030B	SW846 8260B
Chlorobenzene	0.41	U	0.41	1.0	1	ug/L		10/09/06	SW846 5030B	SW846 8260B
Chlorodibromomethane	0.81	U	0.81	1.0	1	ug/L		10/09/06	SW846 5030B	SW846 8260B
Chloroethane	0.97	U	0.97	1.0	1	ug/L		10/09/06	SW846 5030B	SW846 8260B
Chloroform	0.37	U	0.37	1.0	1	ug/L		10/09/06	SW846 5030B	SW846 8260B
Chloromethane	0.24	U	0.24	1.0	1	ug/L		10/09/06	SW846 5030B	SW846 8260B
cis-1,2-Dichloroethene	0.83	U	0.83	1.0	1	ug/L		10/09/06	SW846 5030B	SW846 8260B
cis-1,3-Dichloropropene	0.19	U	0.19	1.0	1	ug/L		10/09/06	SW846 5030B	SW846 8260B
Dibromomethane	0.60	U	0.60	1.0	1	ug/L		10/09/06	SW846 5030B	SW846 8260B
Dichlorodifluoromethane	0.99	U	0.99	1.0	1	ug/L		10/09/06	SW846 5030B	SW846 8260B
Diisopropyl Ether	0.76	U	0.76	1.0	1	ug/L		10/09/06	SW846 5030B	SW846 8260B
Ethylbenzene	0.54	U	0.54	1.0	1	ug/L		10/09/06	SW846 5030B	SW846 8260B
Fluorotrichloromethane	0.79	U	0.79	1.0	1	ug/L		10/09/06	SW846 5030B	SW846 8260B
Hexachlorobutadiene	0.67	U	0.67	1.0	1	ug/L		10/09/06	SW846 5030B	SW846 8260B
Isopropylbenzene	0.59	U	0.59	1.0	1	ug/L		10/09/06	SW846 5030B	SW846 8260B
Methylene Chloride	0.43	U	0.43	1.0	1	ug/L		10/09/06	SW846 5030B	SW846 8260B
Methyl-tert-butyl-ether	0.61	U	0.61	1.0	1	ug/L		10/09/06	SW846 5030B	SW846 8260B
Naphthalene	0.74	U	0.74	1.0	1	ug/L		10/09/06	SW846 5030B	SW846 8260B
n-Butylbenzene	0.93	U	0.93	1.0	1	ug/L		10/09/06	SW846 5030B	SW846 8260B

Pace Analytical Services, Inc.

1241 Bellevue Street
Green Bay, WI 54302
920-469-2436

Analytical Report Number: 876966

Client : FOTH & VAN DYKE
Project Name : EAGLE SOUTH
Project Number : 06W003
Field ID : HA-1

Matrix Type : SURFACE WATER
Collection Date : 10/04/06
Report Date : 10/16/06
Lab Sample Number : 876966-003

VOLATILES

Prep Date: 10/09/06

Analyte	Result		MDL	EQL	Dil.	Units	Code	Anal Date	Prep Method	Anl Method
n-Propylbenzene	0.81	U	0.81	1.0	1	ug/L		10/09/06	SW846 5030B	SW846 8260B
p-Isopropyltoluene	0.67	U	0.67	1.0	1	ug/L		10/09/06	SW846 5030B	SW846 8260B
s-Butylbenzene	0.89	U	0.89	1.0	1	ug/L		10/09/06	SW846 5030B	SW846 8260B
Styrene	0.86	U	0.86	1.0	1	ug/L		10/09/06	SW846 5030B	SW846 8260B
t-Butylbenzene	0.97	U	0.97	1.0	1	ug/L		10/09/06	SW846 5030B	SW846 8260B
Tetrachloroethene	0.45	U	0.45	1.0	1	ug/L		10/09/06	SW846 5030B	SW846 8260B
Toluene	0.67	U	0.67	1.0	1	ug/L		10/09/06	SW846 5030B	SW846 8260B
trans-1,2-Dichloroethene	0.89	U	0.89	1.0	1	ug/L		10/09/06	SW846 5030B	SW846 8260B
trans-1,3-Dichloropropene	0.19	U	0.19	1.0	1	ug/L		10/09/06	SW846 5030B	SW846 8260B
Trichloroethene	0.48	U	0.48	1.0	1	ug/L		10/09/06	SW846 5030B	SW846 8260B
Vinyl Chloride	0.18	U	0.18	1.0	1	ug/L		10/09/06	SW846 5030B	SW846 8260B
Xylene, m + p	1.8	U	1.8	2.0	1	ug/L		10/09/06	SW846 5030B	SW846 8260B
Xylene, o	0.83	U	0.83	1.0	1	ug/L		10/09/06	SW846 5030B	SW846 8260B
Surrogate			**LCL**	**UCL**						
4-Bromofluorobenzene	97		64	132	1	%		10/09/06	SW846 5030B	SW846 8260B
Toluene-d8	105		73	127	1	%		10/09/06	SW846 5030B	SW846 8260B
Dibromofluoromethane	104		68	122	1	%		10/09/06	SW846 5030B	SW846 8260B

PAH/ PNA

Prep Date: 10/09/06

Analyte	Result		MDL	EQL	Dil.	Units	Code	Anal Date	Prep Method	Anl Method
1-Methylnaphthalene	0.010	U	0.010	0.047	1	ug/L	N	10/09/06	SW846 3510C	8270C-SIM
2-Methylnaphthalene	0.011	U	0.011	0.047	1	ug/L		10/09/06	SW846 3510C	8270C-SIM
Acenaphthene	0.0082	U	0.0082	0.047	1	ug/L	N	10/09/06	SW846 3510C	8270C-SIM
Acenaphthylene	0.0081	U	0.0081	0.047	1	ug/L	N	10/09/06	SW846 3510C	8270C-SIM
Anthracene	0.012	U	0.012	0.047	1	ug/L	N	10/09/06	SW846 3510C	8270C-SIM
Benzo(a)anthracene	0.016	U	0.016	0.047	1	ug/L	N	10/09/06	SW846 3510C	8270C-SIM
Benzo(a)pyrene	0.018	U	0.018	0.047	1	ug/L	&N	10/09/06	SW846 3510C	8270C-SIM
Benzo(b)fluoranthene	0.016	U	0.016	0.047	1	ug/L	&NZ	10/09/06	SW846 3510C	8270C-SIM
Benzo(ghi)perylene	0.019	U	0.019	0.047	1	ug/L	&N	10/09/06	SW846 3510C	8270C-SIM
Benzo(k)fluoranthene	0.019	U	0.019	0.047	1	ug/L	&NZ	10/09/06	SW846 3510C	8270C-SIM
Chrysene	0.019	U	0.019	0.047	1	ug/L		10/09/06	SW846 3510C	8270C-SIM
Dibenz(a,h)anthracene	0.019	U	0.019	0.047	1	ug/L	&N	10/09/06	SW846 3510C	8270C-SIM
Fluoranthene	0.015	U	0.015	0.047	1	ug/L	N	10/09/06	SW846 3510C	8270C-SIM
Fluorene	0.0091	U	0.0091	0.047	1	ug/L	N	10/09/06	SW846 3510C	8270C-SIM
Indeno(1,2,3-cd)pyrene	0.019	U	0.019	0.047	1	ug/L	&N	10/09/06	SW846 3510C	8270C-SIM
Naphthalene	0.024	J	0.012	0.047	1	ug/L		10/09/06	SW846 3510C	8270C-SIM
Phenanthrene	0.027	J	0.011	0.047	1	ug/L	&	10/09/06	SW846 3510C	8270C-SIM
Pyrene	0.015	U	0.015	0.047	1	ug/L		10/09/06	SW846 3510C	8270C-SIM
Surrogate			**LCL**	**UCL**						
Nitrobenzene-d5	115		10	150	1	%		10/09/06	SW846 3510C	8270C-SIM
2-Fluorobiphenyl	90		20	111	1	%		10/09/06	SW846 3510C	8270C-SIM
Terphenyl-d14	99		44	115	1	%		10/09/06	SW846 3510C	8270C-SIM

Pace Analytical Services, Inc.

1241 Bellevue Street
Green Bay, WI 54302
920-469-2436

Analytical Report Number: 876966

Client : FOTH & VAN DYKE
Project Name : EAGLE SOUTH
Project Number : 06W003
Field ID : HA-1

Matrix Type : SOIL
Collection Date : 10/04/06
Report Date : 10/16/06
Lab Sample Number : 876966-004

INORGANICS

Test	Result	MDL	EQL	Dil.	Units	Code	Anl Date	Prep Method	Anl Method
Percent Solids	63.5	---	---	1	%		10/09/06	SM M2540G	SM M2540G

VOLATILES

Prep Date: 10/09/06

Analyte	Result		MDL	EQL	Dil.	Units	Code	Anal Date	Prep Method	Anl Method
1,1,1,2-Tetrachloroethane	22	U	22	79	50	ug/Kg		10/09/06	SW846 5030B	SW846 8260B
1,1,1-Trichloroethane	15	U	15	79	50	ug/Kg		10/09/06	SW846 5030B	SW846 8260B
1,1,2,2-Tetrachloroethane	20	U	20	79	50	ug/Kg		10/09/06	SW846 5030B	SW846 8260B
1,1,2-Trichloroethane	32	U	32	79	50	ug/Kg		10/09/06	SW846 5030B	SW846 8260B
1,1-Dichloroethane	10	U	10	79	50	ug/Kg		10/09/06	SW846 5030B	SW846 8260B
1,1-Dichloroethene	24	U	24	79	50	ug/Kg		10/09/06	SW846 5030B	SW846 8260B
1,1-Dichloropropene	37	U	37	79	50	ug/Kg		10/09/06	SW846 5030B	SW846 8260B
1,2,3-Trichlorobenzene	27	U	27	79	50	ug/Kg		10/09/06	SW846 5030B	SW846 8260B
1,2,3-Trichloropropane	26	U	26	79	50	ug/Kg		10/09/06	SW846 5030B	SW846 8260B
1,2,4-Trichlorobenzene	27	U	27	79	50	ug/Kg		10/09/06	SW846 5030B	SW846 8260B
1,2,4-Trimethylbenzene	30	U	30	79	50	ug/Kg		10/09/06	SW846 5030B	SW846 8260B
1,2-Dibromo-3-chloropropane	130	U	130	160	50	ug/Kg		10/09/06	SW846 5030B	SW846 8260B
1,2-Dibromoethane	22	U	22	79	50	ug/Kg		10/09/06	SW846 5030B	SW846 8260B
1,2-Dichlorobenzene	70	U	70	79	50	ug/Kg		10/09/06	SW846 5030B	SW846 8260B
1,2-Dichloroethane	21	U	21	79	50	ug/Kg		10/09/06	SW846 5030B	SW846 8260B
1,2-Dichloropropane	13	U	13	79	50	ug/Kg		10/09/06	SW846 5030B	SW846 8260B
1,3,5-Trimethylbenzene	14	U	14	79	50	ug/Kg		10/09/06	SW846 5030B	SW846 8260B
1,3-Dichlorobenzene	20	U	20	79	50	ug/Kg		10/09/06	SW846 5030B	SW846 8260B
1,3-Dichloropropane	25	U	25	79	50	ug/Kg		10/09/06	SW846 5030B	SW846 8260B
1,4-Dichlorobenzene	29	U	29	79	50	ug/Kg		10/09/06	SW846 5030B	SW846 8260B
2,2-Dichloropropane	15	U	15	79	50	ug/Kg		10/09/06	SW846 5030B	SW846 8260B
2-Chlorotoluene	21	U	21	79	50	ug/Kg		10/09/06	SW846 5030B	SW846 8260B
4-Chlorotoluene	27	U	27	79	50	ug/Kg		10/09/06	SW846 5030B	SW846 8260B
Benzene	18	U	18	79	50	ug/Kg		10/09/06	SW846 5030B	SW846 8260B
Bromobenzene	23	U	23	79	50	ug/Kg		10/09/06	SW846 5030B	SW846 8260B
Bromochloromethane	24	U	24	79	50	ug/Kg		10/09/06	SW846 5030B	SW846 8260B
Bromodichloromethane	15	U	15	79	50	ug/Kg		10/09/06	SW846 5030B	SW846 8260B
Bromoform	41	U	41	79	50	ug/Kg		10/09/06	SW846 5030B	SW846 8260B
Bromomethane	35	U	35	79	50	ug/Kg		10/09/06	SW846 5030B	SW846 8260B
Carbon Tetrachloride	16	U	16	79	50	ug/Kg		10/09/06	SW846 5030B	SW846 8260B
Chlorobenzene	13	U	13	79	50	ug/Kg		10/09/06	SW846 5030B	SW846 8260B
Chlorodibromomethane	16	U	16	79	50	ug/Kg		10/09/06	SW846 5030B	SW846 8260B
Chloroethane	35	U	35	79	50	ug/Kg		10/09/06	SW846 5030B	SW846 8260B
Chloroform	11	U	11	79	50	ug/Kg		10/09/06	SW846 5030B	SW846 8260B
Chloromethane	16	U	16	79	50	ug/Kg		10/09/06	SW846 5030B	SW846 8260B
cis-1,2-Dichloroethene	13	U	13	79	50	ug/Kg		10/09/06	SW846 5030B	SW846 8260B
cis-1,3-Dichloropropene	15	U	15	79	50	ug/Kg		10/09/06	SW846 5030B	SW846 8260B
Dibromomethane	15	U	15	79	50	ug/Kg		10/09/06	SW846 5030B	SW846 8260B
Dichlorodifluoromethane	13	U	13	79	50	ug/Kg		10/09/06	SW846 5030B	SW846 8260B
Diisopropyl Ether	11	U	11	79	50	ug/Kg		10/09/06	SW846 5030B	SW846 8260B
Ethylbenzene	16	U	16	79	50	ug/Kg		10/09/06	SW846 5030B	SW846 8260B
Fluorotrichloromethane	13	U	13	79	50	ug/Kg		10/09/06	SW846 5030B	SW846 8260B
Hexachlorobutadiene	42	U	42	79	50	ug/Kg		10/09/06	SW846 5030B	SW846 8260B
Isopropylbenzene	8.6	U	8.6	79	50	ug/Kg		10/09/06	SW846 5030B	SW846 8260B

All soil results are reported on a dry weight basis unless otherwise noted.

Pace Analytical Services, Inc.

1241 Bellevue Street
Green Bay, WI 54302
920-469-2436

Analytical Report Number: 876966

Client : FOTH & VAN DYKE
Project Name : EAGLE SOUTH
Project Number : 06W003
Field ID : HA-1

Matrix Type : SOIL
Collection Date : 10/04/06
Report Date : 10/16/06
Lab Sample Number : 876966-004

VOLATILES

Prep Date: 10/09/06

Analyte	Result		MDL	EQL	Dil.	Units	Code	Anal Date	Prep Method	Anl Method
Methylene Chloride	13	U	13	79	50	ug/Kg		10/09/06	SW846 5030B	SW846 8260B
Methyl-tert-butyl-ether	14	U	14	79	50	ug/Kg		10/09/06	SW846 5030B	SW846 8260B
Naphthalene	24	U	24	79	50	ug/Kg		10/09/06	SW846 5030B	SW846 8260B
n-Butylbenzene	64	U	64	79	50	ug/Kg		10/09/06	SW846 5030B	SW846 8260B
n-Propylbenzene	16	U	16	79	50	ug/Kg		10/09/06	SW846 5030B	SW846 8260B
p-Isopropyltoluene	31	U	31	79	50	ug/Kg		10/09/06	SW846 5030B	SW846 8260B
s-Butylbenzene	13	U	13	79	50	ug/Kg		10/09/06	SW846 5030B	SW846 8260B
Styrene	19	U	19	79	50	ug/Kg		10/09/06	SW846 5030B	SW846 8260B
t-Butylbenzene	19	U	19	79	50	ug/Kg		10/09/06	SW846 5030B	SW846 8260B
Tetrachloroethene	17	U	17	79	50	ug/Kg		10/09/06	SW846 5030B	SW846 8260B
Toluene	12	U	12	79	50	ug/Kg		10/09/06	SW846 5030B	SW846 8260B
trans-1,2-Dichloroethene	29	U	29	79	50	ug/Kg		10/09/06	SW846 5030B	SW846 8260B
trans-1,3-Dichloropropene	17	U	17	79	50	ug/Kg		10/09/06	SW846 5030B	SW846 8260B
Trichloroethene	15	U	15	79	50	ug/Kg		10/09/06	SW846 5030B	SW846 8260B
Vinyl Chloride	16	U	16	79	50	ug/Kg		10/09/06	SW846 5030B	SW846 8260B
Xylene, m + p	23	U	23	160	50	ug/Kg		10/09/06	SW846 5030B	SW846 8260B
Xylene, o	11	U	11	79	50	ug/Kg		10/09/06	SW846 5030B	SW846 8260B
Surrogate			**LCL**	**UCL**						
4-Bromofluorobenzene	82		64	133	50	%		10/09/06	SW846 5030B	SW846 8260B
Toluene-d8	85		67	139	50	%		10/09/06	SW846 5030B	SW846 8260B
Dibromofluoromethane	79		64	140	50	%		10/09/06	SW846 5030B	SW846 8260B

PAH/PNA

Prep Date: 10/09/06

Analyte	Result		MDL	EQL	Dil.	Units	Code	Anal Date	Prep Method	Anl Method
Acenaphthene	4.7	U	4.7	39	1	ug/Kg		10/11/06	SW846 3545	8270C-SIM
Acenaphthylene	4.5	U	4.5	39	1	ug/Kg		10/11/06	SW846 3545	8270C-SIM
Anthracene	5.6	U	5.6	39	1	ug/Kg		10/11/06	SW846 3545	8270C-SIM
Benzo(a)anthracene	8.3	U	8.3	39	1	ug/Kg		10/11/06	SW846 3545	8270C-SIM
Benzo(a)pyrene	6.0	J	4.5	39	1	ug/Kg		10/11/06	SW846 3545	8270C-SIM
Benzo(b)fluoranthene	5.4	J	4.4	39	1	ug/Kg		10/11/06	SW846 3545	8270C-SIM
Benzo(ghi)perylene	5.6	U	5.6	39	1	ug/Kg		10/11/06	SW846 3545	8270C-SIM
Benzo(k)fluoranthene	4.8	U	4.8	39	1	ug/Kg		10/11/06	SW846 3545	8270C-SIM
Chrysene	6.9	U	6.9	39	1	ug/Kg		10/11/06	SW846 3545	8270C-SIM
Dibenz(a,h)anthracene	4.3	U	4.3	39	1	ug/Kg		10/11/06	SW846 3545	8270C-SIM
Fluoranthene	7.8	J	4.5	39	1	ug/Kg		10/11/06	SW846 3545	8270C-SIM
Fluorene	5.4	U	5.4	39	1	ug/Kg		10/11/06	SW846 3545	8270C-SIM
Indeno(1,2,3-cd)pyrene	4.0	U	4.0	39	1	ug/Kg		10/11/06	SW846 3545	8270C-SIM
Naphthalene	6.3	U	6.3	39	1	ug/Kg		10/11/06	SW846 3545	8270C-SIM
Phenanthrene	4.6	U	4.6	39	1	ug/Kg		10/11/06	SW846 3545	8270C-SIM
Pyrene	6.8	J	3.9	39	1	ug/Kg		10/11/06	SW846 3545	8270C-SIM
Surrogate			**LCL**	**UCL**						
Nitrobenzene-d5	81		10	141	1	%		10/11/06	SW846 3545	8270C-SIM
2-Fluorobiphenyl	72		10	161	1	%		10/11/06	SW846 3545	8270C-SIM
Terphenyl-d14	97		29	150	1	%		10/11/06	SW846 3545	8270C-SIM

All soil results are reported on a dry weight basis unless otherwise noted.

Pace Analytical Services, Inc.

Analytical Report Number: 876966

1241 Bellevue Street
Green Bay, WI 54302
920-469-2436

Client : FOTH & VAN DYKE
Project Name : EAGLE SOUTH
Project Number : 06W003
Field ID : DUP-1

Matrix Type : SURFACE WATER
Collection Date : 10/04/06
Report Date : 10/16/06
Lab Sample Number : 876966-005

VOLATILES

Prep Date: 10/09/06

Analyte	Result		MDL	EQL	Dil.	Units	Code	Anal Date	Prep Method	Anl Method
1,1,1,2-Tetrachloroethane	0.92	U	0.92	1.0	1	ug/L		10/09/06	SW846 5030B	SW846 8260B
1,1,1-Trichloroethane	0.90	U	0.90	1.0	1	ug/L		10/09/06	SW846 5030B	SW846 8260B
1,1,2,2-Tetrachloroethane	0.20	U	0.20	1.0	1	ug/L		10/09/06	SW846 5030B	SW846 8260B
1,1,2-Trichloroethane	0.42	U	0.42	1.0	1	ug/L		10/09/06	SW846 5030B	SW846 8260B
1,1-Dichloroethane	0.75	U	0.75	1.0	1	ug/L		10/09/06	SW846 5030B	SW846 8260B
1,1-Dichloroethene	0.57	U	0.57	1.0	1	ug/L		10/09/06	SW846 5030B	SW846 8260B
1,1-Dichloropropene	0.75	U	0.75	1.0	1	ug/L		10/09/06	SW846 5030B	SW846 8260B
1,2,3-Trichlorobenzene	0.74	U	0.74	1.0	1	ug/L		10/09/06	SW846 5030B	SW846 8260B
1,2,3-Trichloropropane	0.99	U	0.99	1.0	1	ug/L		10/09/06	SW846 5030B	SW846 8260B
1,2,4-Trichlorobenzene	0.97	U	0.97	1.0	1	ug/L		10/09/06	SW846 5030B	SW846 8260B
1,2,4-Trimethylbenzene	0.97	U	0.97	1.0	1	ug/L		10/09/06	SW846 5030B	SW846 8260B
1,2-Dibromo-3-chloropropane	0.87	U	0.87	1.0	1	ug/L		10/09/06	SW846 5030B	SW846 8260B
1,2-Dibromoethane	0.56	U	0.56	1.0	1	ug/L		10/09/06	SW846 5030B	SW846 8260B
1,2-Dichlorobenzene	0.83	U	0.83	1.0	1	ug/L		10/09/06	SW846 5030B	SW846 8260B
1,2-Dichloroethane	0.36	U	0.36	1.0	1	ug/L		10/09/06	SW846 5030B	SW846 8260B
1,2-Dichloropropane	0.46	U	0.46	1.0	1	ug/L		10/09/06	SW846 5030B	SW846 8260B
1,3,5-Trimethylbenzene	0.83	U	0.83	1.0	1	ug/L		10/09/06	SW846 5030B	SW846 8260B
1,3-Dichlorobenzene	0.87	U	0.87	1.0	1	ug/L		10/09/06	SW846 5030B	SW846 8260B
1,3-Dichloropropane	0.61	U	0.61	1.0	1	ug/L		10/09/06	SW846 5030B	SW846 8260B
1,4-Dichlorobenzene	0.95	U	0.95	1.0	1	ug/L		10/09/06	SW846 5030B	SW846 8260B
2,2-Dichloropropane	0.62	U	0.62	1.0	1	ug/L		10/09/06	SW846 5030B	SW846 8260B
2-Chlorotoluene	0.85	U	0.85	1.0	1	ug/L		10/09/06	SW846 5030B	SW846 8260B
4-Chlorotoluene	0.74	U	0.74	1.0	1	ug/L		10/09/06	SW846 5030B	SW846 8260B
Benzene	0.41	U	0.41	1.0	1	ug/L		10/09/06	SW846 5030B	SW846 8260B
Bromobenzene	0.82	U	0.82	1.0	1	ug/L		10/09/06	SW846 5030B	SW846 8260B
Bromochloromethane	0.97	U	0.97	1.0	1	ug/L		10/09/06	SW846 5030B	SW846 8260B
Bromodichloromethane	0.56	U	0.56	1.0	1	ug/L		10/09/06	SW846 5030B	SW846 8260B
Bromoform	0.94	U	0.94	1.0	1	ug/L		10/09/06	SW846 5030B	SW846 8260B
Bromomethane	0.91	U	0.91	1.0	1	ug/L		10/09/06	SW846 5030B	SW846 8260B
Carbon Tetrachloride	0.49	U	0.49	1.0	1	ug/L		10/09/06	SW846 5030B	SW846 8260B
Chlorobenzene	0.41	U	0.41	1.0	1	ug/L		10/09/06	SW846 5030B	SW846 8260B
Chlorodibromomethane	0.81	U	0.81	1.0	1	ug/L		10/09/06	SW846 5030B	SW846 8260B
Chloroethane	0.97	U	0.97	1.0	1	ug/L		10/09/06	SW846 5030B	SW846 8260B
Chloroform	0.37	U	0.37	1.0	1	ug/L		10/09/06	SW846 5030B	SW846 8260B
Chloromethane	0.24	U	0.24	1.0	1	ug/L		10/09/06	SW846 5030B	SW846 8260B
cis-1,2-Dichloroethene	0.83	U	0.83	1.0	1	ug/L		10/09/06	SW846 5030B	SW846 8260B
cis-1,3-Dichloropropene	0.19	U	0.19	1.0	1	ug/L		10/09/06	SW846 5030B	SW846 8260B
Dibromomethane	0.60	U	0.60	1.0	1	ug/L		10/09/06	SW846 5030B	SW846 8260B
Dichlorodifluoromethane	0.99	U	0.99	1.0	1	ug/L		10/09/06	SW846 5030B	SW846 8260B
Diisopropyl Ether	0.76	U	0.76	1.0	1	ug/L		10/09/06	SW846 5030B	SW846 8260B
Ethylbenzene	0.54	U	0.54	1.0	1	ug/L		10/09/06	SW846 5030B	SW846 8260B
Fluorotrichloromethane	0.79	U	0.79	1.0	1	ug/L		10/09/06	SW846 5030B	SW846 8260B
Hexachlorobutadiene	0.67	U	0.67	1.0	1	ug/L		10/09/06	SW846 5030B	SW846 8260B
Isopropylbenzene	0.59	U	0.59	1.0	1	ug/L		10/09/06	SW846 5030B	SW846 8260B
Methylene Chloride	0.43	U	0.43	1.0	1	ug/L		10/09/06	SW846 5030B	SW846 8260B
Methyl-tert-butyl-ether	0.61	U	0.61	1.0	1	ug/L		10/09/06	SW846 5030B	SW846 8260B
Naphthalene	0.74	U	0.74	1.0	1	ug/L		10/09/06	SW846 5030B	SW846 8260B
n-Butylbenzene	0.93	U	0.93	1.0	1	ug/L		10/09/06	SW846 5030B	SW846 8260B

Pace Analytical Services, Inc.

1241 Bellevue Street
Green Bay, WI 54302
920-469-2436

Analytical Report Number: 876966

Client : FOTH & VAN DYKE
Project Name : EAGLE SOUTH
Project Number : 06W003
Field ID : DUP-1

Matrix Type : SURFACE WATER
Collection Date : 10/04/06
Report Date : 10/16/06
Lab Sample Number : 876966-005

VOLATILES

Prep Date: 10/09/06

Analyte	Result		MDL	EQL	Dil.	Units	Code	Anal Date	Prep Method	Anl Method
n-Propylbenzene	0.81	U	0.81	1.0	1	ug/L		10/09/06	SW846 5030B	SW846 8260B
p-Isopropyltoluene	0.67	U	0.67	1.0	1	ug/L		10/09/06	SW846 5030B	SW846 8260B
s-Butylbenzene	0.89	U	0.89	1.0	1	ug/L		10/09/06	SW846 5030B	SW846 8260B
Styrene	0.86	U	0.86	1.0	1	ug/L		10/09/06	SW846 5030B	SW846 8260B
t-Butylbenzene	0.97	U	0.97	1.0	1	ug/L		10/09/06	SW846 5030B	SW846 8260B
Tetrachloroethene	0.45	U	0.45	1.0	1	ug/L		10/09/06	SW846 5030B	SW846 8260B
Toluene	0.67	U	0.67	1.0	1	ug/L		10/09/06	SW846 5030B	SW846 8260B
trans-1,2-Dichloroethene	0.89	U	0.89	1.0	1	ug/L		10/09/06	SW846 5030B	SW846 8260B
trans-1,3-Dichloropropene	0.19	U	0.19	1.0	1	ug/L		10/09/06	SW846 5030B	SW846 8260B
Trichloroethene	0.48	U	0.48	1.0	1	ug/L		10/09/06	SW846 5030B	SW846 8260B
Vinyl Chloride	0.18	U	0.18	1.0	1	ug/L		10/09/06	SW846 5030B	SW846 8260B
Xylene, m + p	1.8	U	1.8	2.0	1	ug/L		10/09/06	SW846 5030B	SW846 8260B
Xylene, o	0.83	U	0.83	1.0	1	ug/L		10/09/06	SW846 5030B	SW846 8260B
Surrogate			**LCL**	**UCL**						
4-Bromofluorobenzene	98		64	132	1	%		10/09/06	SW846 5030B	SW846 8260B
Toluene-d8	107		73	127	1	%		10/09/06	SW846 5030B	SW846 8260B
Dibromofluoromethane	104		68	122	1	%		10/09/06	SW846 5030B	SW846 8260B

Pace Analytical Services, Inc.

1241 Bellevue Street
Green Bay, WI 54302
920-469-2436

Analytical Report Number: 876966

Client : FOTH & VAN DYKE
Project Name : EAGLE SOUTH
Project Number : 06W003
Field ID : HA-2

Matrix Type : SOIL
Collection Date : 10/04/06
Report Date : 10/16/06
Lab Sample Number : 876966-006

INORGANICS

Test	Result	MDL	EQL	Dil.	Units	Code	Anl Date	Prep Method	Anl Method
Leach Date	DONE			1			10/09/06	SW846 1312	SW846 1312
Percent Solids	81.1	---	---	1	%		10/09/06	SM M2540G	SM M2540G

VOLATILES

Prep Date: 10/09/06

Analyte	Result		MDL	EQL	Dil.	Units	Code	Anal Date	Prep Method	Anl Method
1,1,1,2-Tetrachloroethane	70	U	70	250	200	ug/Kg		10/09/06	SW846 5030B	SW846 8260B
1,1,1-Trichloroethane	46	U	46	250	200	ug/Kg		10/09/06	SW846 5030B	SW846 8260B
1,1,2,2-Tetrachloroethane	62	U	62	250	200	ug/Kg		10/09/06	SW846 5030B	SW846 8260B
1,1,2-Trichloroethane	99	U	99	250	200	ug/Kg		10/09/06	SW846 5030B	SW846 8260B
1,1-Dichloroethane	32	U	32	250	200	ug/Kg		10/09/06	SW846 5030B	SW846 8260B
1,1-Dichloroethene	76	U	76	250	200	ug/Kg		10/09/06	SW846 5030B	SW846 8260B
1,1-Dichloropropene	120	U	120	250	200	ug/Kg		10/09/06	SW846 5030B	SW846 8260B
1,2,3-Trichlorobenzene	84	U	84	250	200	ug/Kg		10/09/06	SW846 5030B	SW846 8260B
1,2,3-Trichloropropane	82	U	82	250	200	ug/Kg		10/09/06	SW846 5030B	SW846 8260B
1,2,4-Trichlorobenzene	220	J	85	250	200	ug/Kg		10/09/06	SW846 5030B	SW846 8260B
1,2,4-Trimethylbenzene	35000		94	250	200	ug/Kg		10/09/06	SW846 5030B	SW846 8260B
1,2-Dibromo-3-chloropropane	410	U	410	490	200	ug/Kg		10/09/06	SW846 5030B	SW846 8260B
1,2-Dibromoethane	70	U	70	250	200	ug/Kg		10/09/06	SW846 5030B	SW846 8260B
1,2-Dichlorobenzene	220	U	220	250	200	ug/Kg		10/09/06	SW846 5030B	SW846 8260B
1,2-Dichloroethane	65	U	65	250	200	ug/Kg		10/09/06	SW846 5030B	SW846 8260B
1,2-Dichloropropane	42	U	42	250	200	ug/Kg		10/09/06	SW846 5030B	SW846 8260B
1,3,5-Trimethylbenzene	27000		45	250	200	ug/Kg		10/09/06	SW846 5030B	SW846 8260B
1,3-Dichlorobenzene	62	U	62	250	200	ug/Kg		10/09/06	SW846 5030B	SW846 8260B
1,3-Dichloropropane	79	U	79	250	200	ug/Kg		10/09/06	SW846 5030B	SW846 8260B
1,4-Dichlorobenzene	420		92	250	200	ug/Kg		10/09/06	SW846 5030B	SW846 8260B
2,2-Dichloropropane	47	U	47	250	200	ug/Kg		10/09/06	SW846 5030B	SW846 8260B
2-Chlorotoluene	66	U	66	250	200	ug/Kg		10/09/06	SW846 5030B	SW846 8260B
4-Chlorotoluene	86	U	86	250	200	ug/Kg		10/09/06	SW846 5030B	SW846 8260B
Benzene	55	U	55	250	200	ug/Kg		10/09/06	SW846 5030B	SW846 8260B
Bromobenzene	72	U	72	250	200	ug/Kg		10/09/06	SW846 5030B	SW846 8260B
Bromochloromethane	74	U	74	250	200	ug/Kg		10/09/06	SW846 5030B	SW846 8260B
Bromodichloromethane	46	U	46	250	200	ug/Kg		10/09/06	SW846 5030B	SW846 8260B
Bromoform	130	U	130	250	200	ug/Kg		10/09/06	SW846 5030B	SW846 8260B
Bromomethane	110	U	110	250	200	ug/Kg		10/09/06	SW846 5030B	SW846 8260B
Carbon Tetrachloride	50	U	50	250	200	ug/Kg		10/09/06	SW846 5030B	SW846 8260B
Chlorobenzene	40	U	40	250	200	ug/Kg		10/09/06	SW846 5030B	SW846 8260B
Chlorodibromomethane	51	U	51	250	200	ug/Kg		10/09/06	SW846 5030B	SW846 8260B
Chloroethane	110	U	110	250	200	ug/Kg		10/09/06	SW846 5030B	SW846 8260B
Chloroform	36	U	36	250	200	ug/Kg		10/09/06	SW846 5030B	SW846 8260B
Chloromethane	50	U	50	250	200	ug/Kg		10/09/06	SW846 5030B	SW846 8260B
cis-1,2-Dichloroethene	41	U	41	250	200	ug/Kg		10/09/06	SW846 5030B	SW846 8260B
cis-1,3-Dichloropropene	47	U	47	250	200	ug/Kg		10/09/06	SW846 5030B	SW846 8260B
Dibromomethane	48	U	48	250	200	ug/Kg		10/09/06	SW846 5030B	SW846 8260B
Dichlorodifluoromethane	41	U	41	250	200	ug/Kg		10/09/06	SW846 5030B	SW846 8260B
Diisopropyl Ether	34	U	34	250	200	ug/Kg		10/09/06	SW846 5030B	SW846 8260B
Ethylbenzene	280		50	250	200	ug/Kg		10/09/06	SW846 5030B	SW846 8260B
Fluorotrichloromethane	40	U	40	250	200	ug/Kg		10/09/06	SW846 5030B	SW846 8260B
Hexachlorobutadiene	130	U	130	250	200	ug/Kg		10/09/06	SW846 5030B	SW846 8260B

All soil results are reported on a dry weight basis unless otherwise noted.

Pace Analytical Services, Inc.

1241 Bellevue Street
Green Bay, WI 54302
920-469-2436

Analytical Report Number: 876966

Client : FOTH & VAN DYKE
Project Name : EAGLE SOUTH
Project Number : 06W003
Field ID : HA-2

Matrix Type : SOIL
Collection Date : 10/04/06
Report Date : 10/16/06
Lab Sample Number : 876966-006

VOLATILES

Prep Date: 10/09/06

Analyte	Result		MDL	EQL	Dil.	Units	Code	Anal Date	Prep Method	Anl Method
Isopropylbenzene	950		27	250	200	ug/Kg		10/09/06	SW846 5030B	SW846 8260B
Methylene Chloride	40	U	40	250	200	ug/Kg		10/09/06	SW846 5030B	SW846 8260B
Methyl-tert-butyl-ether	45	U	45	250	200	ug/Kg		10/09/06	SW846 5030B	SW846 8260B
Naphthalene	5200		74	250	200	ug/Kg		10/09/06	SW846 5030B	SW846 8260B
n-Butylbenzene	200	U	200	250	200	ug/Kg		10/09/06	SW846 5030B	SW846 8260B
n-Propylbenzene	2500		49	250	200	ug/Kg		10/09/06	SW846 5030B	SW846 8260B
p-Isopropyltoluene	8400		98	250	200	ug/Kg		10/09/06	SW846 5030B	SW846 8260B
s-Butylbenzene	2300		39	250	200	ug/Kg		10/09/06	SW846 5030B	SW846 8260B
Styrene	59	U	59	250	200	ug/Kg		10/09/06	SW846 5030B	SW846 8260B
t-Butylbenzene	1400		61	250	200	ug/Kg		10/09/06	SW846 5030B	SW846 8260B
Tetrachloroethene	53	U	53	250	200	ug/Kg		10/09/06	SW846 5030B	SW846 8260B
Toluene	90	J	38	250	200	ug/Kg		10/09/06	SW846 5030B	SW846 8260B
trans-1,2-Dichloroethene	92	U	92	250	200	ug/Kg		10/09/06	SW846 5030B	SW846 8260B
trans-1,3-Dichloropropene	52	U	52	250	200	ug/Kg		10/09/06	SW846 5030B	SW846 8260B
Trichloroethene	48	U	48	250	200	ug/Kg		10/09/06	SW846 5030B	SW846 8260B
Vinyl Chloride	49	U	49	250	200	ug/Kg		10/09/06	SW846 5030B	SW846 8260B
Xylene, m + p	3700		73	490	200	ug/Kg		10/09/06	SW846 5030B	SW846 8260B
Xylene, o	3800		34	250	200	ug/Kg		10/09/06	SW846 5030B	SW846 8260B
Surrogate			**LCL**	**UCL**						
4-Bromofluorobenzene	79		64	133	200	%		10/09/06	SW846 5030B	SW846 8260B
Toluene-d8	79		67	139	200	%		10/09/06	SW846 5030B	SW846 8260B
Dibromofluoromethane	83		64	140	200	%		10/09/06	SW846 5030B	SW846 8260B

PAH/PNA

Prep Date: 10/09/06

Analyte	Result		MDL	EQL	Dil.	Units	Code	Anal Date	Prep Method	Anl Method
Acenaphthene	3.7	U	3.7	31	1	ug/Kg		10/11/06	SW846 3545	8270C-SIM
Acenaphthylene	3.5	U	3.5	31	1	ug/Kg		10/11/06	SW846 3545	8270C-SIM
Anthracene	4.4	U	4.4	31	1	ug/Kg		10/11/06	SW846 3545	8270C-SIM
Benzo(a)anthracene	6.5	U	6.5	31	1	ug/Kg		10/11/06	SW846 3545	8270C-SIM
Benzo(a)pyrene	3.5	U	3.5	31	1	ug/Kg		10/11/06	SW846 3545	8270C-SIM
Benzo(b)fluoranthene	3.5	U	3.5	31	1	ug/Kg		10/11/06	SW846 3545	8270C-SIM
Benzo(ghi)perylene	4.4	U	4.4	31	1	ug/Kg		10/11/06	SW846 3545	8270C-SIM
Benzo(k)fluoranthene	3.8	U	3.8	31	1	ug/Kg		10/11/06	SW846 3545	8270C-SIM
Chrysene	5.4	U	5.4	31	1	ug/Kg		10/11/06	SW846 3545	8270C-SIM
Dibenz(a,h)anthracene	3.4	U	3.4	31	1	ug/Kg		10/11/06	SW846 3545	8270C-SIM
Fluoranthene	3.6	U	3.6	31	1	ug/Kg		10/11/06	SW846 3545	8270C-SIM
Fluorene	4.2	U	4.2	31	1	ug/Kg		10/11/06	SW846 3545	8270C-SIM
Indeno(1,2,3-cd)pyrene	3.1	U	3.1	31	1	ug/Kg		10/11/06	SW846 3545	8270C-SIM
Naphthalene	4.9	U	4.9	31	1	ug/Kg		10/11/06	SW846 3545	8270C-SIM
Phenanthrene	3.6	U	3.6	31	1	ug/Kg		10/11/06	SW846 3545	8270C-SIM
Pyrene	3.0	U	3.0	31	1	ug/Kg		10/11/06	SW846 3545	8270C-SIM
Surrogate			**LCL**	**UCL**						
Nitrobenzene-d5	73		10	141	1	%		10/11/06	SW846 3545	8270C-SIM
2-Fluorobiphenyl	68		10	161	1	%		10/11/06	SW846 3545	8270C-SIM
Terphenyl-d14	85		29	150	1	%		10/11/06	SW846 3545	8270C-SIM

All soil results are reported on a dry weight basis unless otherwise noted.

Pace Analytical Services, Inc.

Analytical Report Number: 876966

1241 Bellevue Street
Green Bay, WI 54302
920-469-2436

Client : FOTH & VAN DYKE
Project Name : EAGLE SOUTH
Project Number : 06W003
Field ID : HA-2

Matrix Type : SOIL
Collection Date : 10/04/06
Report Date : 10/19/06
Lab Sample Number : 876966-006

SEMIVOLATILES - SPECIAL LIST - SIM

Prep Date: 10/11/06

Analyte	Result		MDL	EQL	Dil.	Units	Code	Anal Date	Prep Method	Anl Method
Acenaphthene	0.22	J	0.043	0.25	1	ug/L	N	10/11/06	SW846 3510C	8270C-SIM
Acenaphthylene	0.099	J	0.043	0.25	1	ug/L		10/11/06	SW846 3510C	8270C-SIM
Anthracene	0.061	U	0.061	0.25	1	ug/L		10/11/06	SW846 3510C	8270C-SIM
Benzo(a)anthracene	0.083	U	0.083	0.25	1	ug/L		10/11/06	SW846 3510C	8270C-SIM
Benzo(a)pyrene	0.097	U	0.097	0.25	1	ug/L	&	10/11/06	SW846 3510C	8270C-SIM
Benzo(b)fluoranthene	0.083	U	0.083	0.25	1	ug/L	&Z	10/11/06	SW846 3510C	8270C-SIM
Benzo(ghi)perylene	0.10	U	0.10	0.25	1	ug/L	&	10/11/06	SW846 3510C	8270C-SIM
Benzo(k)fluoranthene	0.10	U	0.10	0.25	1	ug/L	&Z	10/11/06	SW846 3510C	8270C-SIM
Chrysene	0.10	U	0.10	0.25	1	ug/L		10/11/06	SW846 3510C	8270C-SIM
Dibenz(a,h)anthracene	0.10	U	0.10	0.25	1	ug/L	&	10/11/06	SW846 3510C	8270C-SIM
Fluoranthene	0.082	U	0.082	0.25	1	ug/L		10/11/06	SW846 3510C	8270C-SIM
Fluorene	0.47		0.048	0.25	1	ug/L		10/11/06	SW846 3510C	8270C-SIM
Indeno(1,2,3-cd)pyrene	0.10	U	0.10	0.25	1	ug/L	&	10/11/06	SW846 3510C	8270C-SIM
Naphthalene	3.7		0.52	2.0	8	ug/L	DN	10/12/06	SW846 3510C	8270C-SIM
Phenanthrene	0.35		0.060	0.25	1	ug/L	N	10/11/06	SW846 3510C	8270C-SIM
Pyrene	0.077	U	0.077	0.25	1	ug/L		10/11/06	SW846 3510C	8270C-SIM
Surrogate			**LCL**	**UCL**						
Nitrobenzene-d5	102		0	0	1	%		10/11/06	SW846 3510C	8270C-SIM
2-Fluorobiphenyl	68		0	0	1	%		10/11/06	SW846 3510C	8270C-SIM
Terphenyl-d14	108		0	0	1	%		10/11/06	SW846 3510C	8270C-SIM

All soil results are reported on a dry weight basis unless otherwise noted.

Pace Analytical Services, Inc.

1241 Bellevue Street
Green Bay, WI 54302
920-469-2436

Analytical Report Number: 876966

Client : FOTH & VAN DYKE
Project Name : EAGLE SOUTH
Project Number : 06W003
Field ID : DUP

Matrix Type : SOIL
Collection Date : 10/04/06
Report Date : 10/16/06
Lab Sample Number : 876966-007

INORGANICS

Test	Result	MDL	EQL	Dil.	Units	Code	Anl Date	Prep Method	Anl Method
Percent Solids	85.5	---	---	1	%		10/09/06	SM M2540G	SM M2540G

VOLATILES

Prep Date: 10/09/06

Analyte	Result		MDL	EQL	Dil.	Units	Code	Anal Date	Prep Method	Anl Method
1,1,1,2-Tetrachloroethane	42	U	42	150	125	ug/Kg		10/10/06	SW846 5030B	SW846 8260B
1,1,1-Trichloroethane	27	U	27	150	125	ug/Kg		10/10/06	SW846 5030B	SW846 8260B
1,1,2,2-Tetrachloroethane	37	U	37	150	125	ug/Kg		10/10/06	SW846 5030B	SW846 8260B
1,1,2-Trichloroethane	59	U	59	150	125	ug/Kg		10/10/06	SW846 5030B	SW846 8260B
1,1-Dichloroethane	19	U	19	150	125	ug/Kg		10/10/06	SW846 5030B	SW846 8260B
1,1-Dichloroethene	45	U	45	150	125	ug/Kg		10/10/06	SW846 5030B	SW846 8260B
1,1-Dichloropropene	69	U	69	150	125	ug/Kg		10/10/06	SW846 5030B	SW846 8260B
1,2,3-Trichlorobenzene	50	U	50	150	125	ug/Kg		10/10/06	SW846 5030B	SW846 8260B
1,2,3-Trichloropropane	49	U	49	150	125	ug/Kg		10/10/06	SW846 5030B	SW846 8260B
1,2,4-Trichlorobenzene	130	J	50	150	125	ug/Kg		10/10/06	SW846 5030B	SW846 8260B
1,2,4-Trimethylbenzene	15000		55	150	125	ug/Kg		10/10/06	SW846 5030B	SW846 8260B
1,2-Dibromo-3-chloropropane	240	U	240	290	125	ug/Kg		10/10/06	SW846 5030B	SW846 8260B
1,2-Dibromoethane	42	U	42	150	125	ug/Kg		10/10/06	SW846 5030B	SW846 8260B
1,2-Dichlorobenzene	130	U	130	150	125	ug/Kg		10/10/06	SW846 5030B	SW846 8260B
1,2-Dichloroethane	39	U	39	150	125	ug/Kg		10/10/06	SW846 5030B	SW846 8260B
1,2-Dichloropropane	25	U	25	150	125	ug/Kg		10/10/06	SW846 5030B	SW846 8260B
1,3,5-Trimethylbenzene	11000		27	150	125	ug/Kg		10/10/06	SW846 5030B	SW846 8260B
1,3-Dichlorobenzene	37	U	37	150	125	ug/Kg		10/10/06	SW846 5030B	SW846 8260B
1,3-Dichloropropane	47	U	47	150	125	ug/Kg		10/10/06	SW846 5030B	SW846 8260B
1,4-Dichlorobenzene	210		54	150	125	ug/Kg		10/10/06	SW846 5030B	SW846 8260B
2,2-Dichloropropane	28	U	28	150	125	ug/Kg		10/10/06	SW846 5030B	SW846 8260B
2-Chlorotoluene	39	U	39	150	125	ug/Kg		10/10/06	SW846 5030B	SW846 8260B
4-Chlorotoluene	51	U	51	150	125	ug/Kg		10/10/06	SW846 5030B	SW846 8260B
Benzene	33	U	33	150	125	ug/Kg		10/10/06	SW846 5030B	SW846 8260B
Bromobenzene	42	U	42	150	125	ug/Kg		10/10/06	SW846 5030B	SW846 8260B
Bromochloromethane	44	U	44	150	125	ug/Kg		10/10/06	SW846 5030B	SW846 8260B
Bromodichloromethane	27	U	27	150	125	ug/Kg		10/10/06	SW846 5030B	SW846 8260B
Bromoform	76	U	76	150	125	ug/Kg		10/10/06	SW846 5030B	SW846 8260B
Bromomethane	66	U	66	150	125	ug/Kg		10/10/06	SW846 5030B	SW846 8260B
Carbon Tetrachloride	30	U	30	150	125	ug/Kg		10/10/06	SW846 5030B	SW846 8260B
Chlorobenzene	24	U	24	150	125	ug/Kg		10/10/06	SW846 5030B	SW846 8260B
Chlorodibromomethane	30	U	30	150	125	ug/Kg		10/10/06	SW846 5030B	SW846 8260B
Chloroethane	65	U	65	150	125	ug/Kg		10/10/06	SW846 5030B	SW846 8260B
Chloroform	21	U	21	150	125	ug/Kg		10/10/06	SW846 5030B	SW846 8260B
Chloromethane	30	U	30	150	125	ug/Kg		10/10/06	SW846 5030B	SW846 8260B
cis-1,2-Dichloroethene	24	U	24	150	125	ug/Kg		10/10/06	SW846 5030B	SW846 8260B
cis-1,3-Dichloropropene	28	U	28	150	125	ug/Kg		10/10/06	SW846 5030B	SW846 8260B
Dibromomethane	28	U	28	150	125	ug/Kg		10/10/06	SW846 5030B	SW846 8260B
Dichlorodifluoromethane	24	U	24	150	125	ug/Kg		10/10/06	SW846 5030B	SW846 8260B
Diisopropyl Ether	20	U	20	150	125	ug/Kg		10/10/06	SW846 5030B	SW846 8260B
Ethylbenzene	110	J	30	150	125	ug/Kg		10/10/06	SW846 5030B	SW846 8260B
Fluorotrichloromethane	24	U	24	150	125	ug/Kg		10/10/06	SW846 5030B	SW846 8260B
Hexachlorobutadiene	77	U	77	150	125	ug/Kg		10/10/06	SW846 5030B	SW846 8260B
Isopropylbenzene	370		16	150	125	ug/Kg		10/10/06	SW846 5030B	SW846 8260B

All soil results are reported on a dry weight basis unless otherwise noted.

Pace Analytical Services, Inc.

1241 Bellevue Street
Green Bay, WI 54302
920-469-2436

Analytical Report Number: 876966

Client : FOTH & VAN DYKE
Project Name : EAGLE SOUTH
Project Number : 06W003
Field ID : DUP

Matrix Type : SOIL
Collection Date : 10/04/06
Report Date : 10/16/06
Lab Sample Number : 876966-007

VOLATILES

Prep Date: 10/09/06

Analyte	Result		MDL	EQL	Dil.	Units	Code	Anal Date	Prep Method	Anl Method
Methylene Chloride	24	U	24	150	125	ug/Kg		10/10/06	SW846 5030B	SW846 8260B
Methyl-tert-butyl-ether	27	U	27	150	125	ug/Kg		10/10/06	SW846 5030B	SW846 8260B
Naphthalene	2300		44	150	125	ug/Kg		10/10/06	SW846 5030B	SW846 8260B
n-Butylbenzene	120	U	120	150	125	ug/Kg		10/10/06	SW846 5030B	SW846 8260B
n-Propylbenzene	1000		29	150	125	ug/Kg		10/10/06	SW846 5030B	SW846 8260B
p-Isopropyltoluene	3500		58	150	125	ug/Kg		10/10/06	SW846 5030B	SW846 8260B
s-Butylbenzene	880		23	150	125	ug/Kg		10/10/06	SW846 5030B	SW846 8260B
Styrene	35	U	35	150	125	ug/Kg		10/10/06	SW846 5030B	SW846 8260B
t-Butylbenzene	600		36	150	125	ug/Kg		10/10/06	SW846 5030B	SW846 8260B
Tetrachloroethene	32	U	32	150	125	ug/Kg		10/10/06	SW846 5030B	SW846 8260B
Toluene	22	U	22	150	125	ug/Kg		10/10/06	SW846 5030B	SW846 8260B
trans-1,2-Dichloroethene	55	U	55	150	125	ug/Kg		10/10/06	SW846 5030B	SW846 8260B
trans-1,3-Dichloropropene	31	U	31	150	125	ug/Kg		10/10/06	SW846 5030B	SW846 8260B
Trichloroethene	28	U	28	150	125	ug/Kg		10/10/06	SW846 5030B	SW846 8260B
Vinyl Chloride	29	U	29	150	125	ug/Kg		10/10/06	SW846 5030B	SW846 8260B
Xylene, m + p	1500		43	290	125	ug/Kg		10/10/06	SW846 5030B	SW846 8260B
Xylene, o	1600		20	150	125	ug/Kg		10/10/06	SW846 5030B	SW846 8260B
Surrogate			**LCL**	**UCL**						
4-Bromofluorobenzene	93		64	133	125	%		10/10/06	SW846 5030B	SW846 8260B
Toluene-d8	81		67	139	125	%		10/10/06	SW846 5030B	SW846 8260B
Dibromofluoromethane	78		64	140	125	%		10/10/06	SW846 5030B	SW846 8260B

PAH/PNA

Prep Date: 10/09/06

Analyte	Result		MDL	EQL	Dil.	Units	Code	Anal Date	Prep Method	Anl Method
Acenaphthene	340	J	69	580	10	ug/Kg	K	10/13/06	SW846 3545	8270C-SIM
Acenaphthylene	120	J	67	580	10	ug/Kg	K	10/13/06	SW846 3545	8270C-SIM
Anthracene	140	J	83	580	10	ug/Kg	K	10/13/06	SW846 3545	8270C-SIM
Benzo(a)anthracene	220	J	120	580	10	ug/Kg	K	10/13/06	SW846 3545	8270C-SIM
Benzo(a)pyrene	160	J	67	580	10	ug/Kg	K	10/13/06	SW846 3545	8270C-SIM
Benzo(b)fluoranthene	180	J	66	580	10	ug/Kg	K	10/13/06	SW846 3545	8270C-SIM
Benzo(ghi)perylene	84	J	83	580	10	ug/Kg	K	10/13/06	SW846 3545	8270C-SIM
Benzo(k)fluoranthene	160	J	71	580	10	ug/Kg	K	10/13/06	SW846 3545	8270C-SIM
Chrysene	290	J	100	580	10	ug/Kg	K	10/13/06	SW846 3545	8270C-SIM
Dibenz(a,h)anthracene	64	U	64	580	10	ug/Kg	K	10/13/06	SW846 3545	8270C-SIM
Fluoranthene	450	J	67	580	10	ug/Kg	K	10/13/06	SW846 3545	8270C-SIM
Fluorene	810		80	580	10	ug/Kg	K	10/13/06	SW846 3545	8270C-SIM
Indeno(1,2,3-cd)pyrene	59	U	59	580	10	ug/Kg	K	10/13/06	SW846 3545	8270C-SIM
Naphthalene	2200		94	580	10	ug/Kg	K	10/13/06	SW846 3545	8270C-SIM
Phenanthrene	1100		69	580	10	ug/Kg	K	10/13/06	SW846 3545	8270C-SIM
Pyrene	570	J	57	580	10	ug/Kg	K	10/13/06	SW846 3545	8270C-SIM
Surrogate			**LCL**	**UCL**						
Nitrobenzene-d5	0.00		10	141	10	%	DK	10/13/06	SW846 3545	8270C-SIM
2-Fluorobiphenyl	0.0		10	161	10	%	DK	10/13/06	SW846 3545	8270C-SIM
Terphenyl-d14	0.0		29	150	10	%	DK	10/13/06	SW846 3545	8270C-SIM

All soil results are reported on a dry weight basis unless otherwise noted.

Pace Analytical Services, Inc.

1241 Bellevue Street
Green Bay, WI 54302
920-469-2436

Analytical Report Number: 876966

Client : FOTH & VAN DYKE
Project Name : EAGLE SOUTH
Project Number : 06W003
Field ID : HA-3

Matrix Type : SOIL
Collection Date : 10/04/06
Report Date : 10/16/06
Lab Sample Number : 876966-008

INORGANICS

Test	Result	MDL	EQL	Dil.	Units	Code	Anl Date	Prep Method	Anl Method
Leach Date	DONE			1			10/09/06	SW846 1312	SW846 1312
Percent Solids	82.7	—	—	1	%		10/09/06	SM M2540G	SM M2540G

VOLATILES

Prep Date: 10/09/06

Analyte	Result		MDL	EQL	Dil.	Units	Code	Anal Date	Prep Method	Anl Method
1,1,1,2-Tetrachloroethane	17	U	17	60	50	ug/Kg		10/09/06	SW846 5030B	SW846 8260B
1,1,1-Trichloroethane	11	U	11	60	50	ug/Kg		10/09/06	SW846 5030B	SW846 8260B
1,1,2,2-Tetrachloroethane	15	U	15	60	50	ug/Kg		10/09/06	SW846 5030B	SW846 8260B
1,1,2-Trichloroethane	24	U	24	60	50	ug/Kg		10/09/06	SW846 5030B	SW846 8260B
1,1-Dichloroethane	7.9	U	7.9	60	50	ug/Kg		10/09/06	SW846 5030B	SW846 8260B
1,1-Dichloroethene	19	U	19	60	50	ug/Kg		10/09/06	SW846 5030B	SW846 8260B
1,1-Dichloropropene	28	U	28	60	50	ug/Kg		10/09/06	SW846 5030B	SW846 8260B
1,2,3-Trichlorobenzene	21	U	21	60	50	ug/Kg		10/09/06	SW846 5030B	SW846 8260B
1,2,3-Trichloropropane	20	U	20	60	50	ug/Kg		10/09/06	SW846 5030B	SW846 8260B
1,2,4-Trichlorobenzene	21	U	21	60	50	ug/Kg		10/09/06	SW846 5030B	SW846 8260B
1,2,4-Trimethylbenzene	23	U	23	60	50	ug/Kg		10/09/06	SW846 5030B	SW846 8260B
1,2-Dibromo-3-chloropropane	100	U	100	120	50	ug/Kg		10/09/06	SW846 5030B	SW846 8260B
1,2-Dibromoethane	17	U	17	60	50	ug/Kg		10/09/06	SW846 5030B	SW846 8260B
1,2-Dichlorobenzene	54	U	54	60	50	ug/Kg		10/09/06	SW846 5030B	SW846 8260B
1,2-Dichloroethane	16	U	16	60	50	ug/Kg		10/09/06	SW846 5030B	SW846 8260B
1,2-Dichloropropane	10	U	10	60	50	ug/Kg		10/09/06	SW846 5030B	SW846 8260B
1,3,5-Trimethylbenzene	11	U	11	60	50	ug/Kg		10/09/06	SW846 5030B	SW846 8260B
1,3-Dichlorobenzene	15	U	15	60	50	ug/Kg		10/09/06	SW846 5030B	SW846 8260B
1,3-Dichloropropane	19	U	19	60	50	ug/Kg		10/09/06	SW846 5030B	SW846 8260B
1,4-Dichlorobenzene	22	U	22	60	50	ug/Kg		10/09/06	SW846 5030B	SW846 8260B
2,2-Dichloropropane	12	U	12	60	50	ug/Kg		10/09/06	SW846 5030B	SW846 8260B
2-Chlorotoluene	16	U	16	60	50	ug/Kg		10/09/06	SW846 5030B	SW846 8260B
4-Chlorotoluene	21	U	21	60	50	ug/Kg		10/09/06	SW846 5030B	SW846 8260B
Benzene	14	U	14	60	50	ug/Kg		10/09/06	SW846 5030B	SW846 8260B
Bromobenzene	18	U	18	60	50	ug/Kg		10/09/06	SW846 5030B	SW846 8260B
Bromochloromethane	18	U	18	60	50	ug/Kg		10/09/06	SW846 5030B	SW846 8260B
Bromodichloromethane	11	U	11	60	50	ug/Kg		10/09/06	SW846 5030B	SW846 8260B
Bromoform	31	U	31	60	50	ug/Kg		10/09/06	SW846 5030B	SW846 8260B
Bromomethane	27	U	27	60	50	ug/Kg		10/09/06	SW846 5030B	SW846 8260B
Carbon Tetrachloride	12	U	12	60	50	ug/Kg		10/09/06	SW846 5030B	SW846 8260B
Chlorobenzene	9.9	U	9.9	60	50	ug/Kg		10/09/06	SW846 5030B	SW846 8260B
Chlorodibromomethane	13	U	13	60	50	ug/Kg		10/09/06	SW846 5030B	SW846 8260B
Chloroethane	27	U	27	60	50	ug/Kg		10/09/06	SW846 5030B	SW846 8260B
Chloroform	8.8	U	8.8	60	50	ug/Kg		10/09/06	SW846 5030B	SW846 8260B
Chloromethane	12	U	12	60	50	ug/Kg		10/09/06	SW846 5030B	SW846 8260B
cis-1,2-Dichloroethene	10	U	10	60	50	ug/Kg		10/09/06	SW846 5030B	SW846 8260B
cis-1,3-Dichloropropene	12	U	12	60	50	ug/Kg		10/09/06	SW846 5030B	SW846 8260B
Dibromomethane	12	U	12	60	50	ug/Kg		10/09/06	SW846 5030B	SW846 8260B
Dichlorodifluoromethane	10	U	10	60	50	ug/Kg		10/09/06	SW846 5030B	SW846 8260B
Diisopropyl Ether	8.3	U	8.3	60	50	ug/Kg		10/09/06	SW846 5030B	SW846 8260B
Ethylbenzene	12	U	12	60	50	ug/Kg		10/09/06	SW846 5030B	SW846 8260B
Fluorotrichloromethane	9.8	U	9.8	60	50	ug/Kg		10/09/06	SW846 5030B	SW846 8260B
Hexachlorobutadiene	32	U	32	60	50	ug/Kg		10/09/06	SW846 5030B	SW846 8260B

All soil results are reported on a dry weight basis unless otherwise noted.

Pace Analytical Services, Inc.

1241 Bellevue Street
Green Bay, WI 54302
920-469-2436

Analytical Report Number: 876966

Client : FOTH & VAN DYKE
Project Name : EAGLE SOUTH
Project Number : 06W003
Field ID : HA-3

Matrix Type : SOIL
Collection Date : 10/04/06
Report Date : 10/16/06
Lab Sample Number : 876966-008

VOLATILES

Prep Date: 10/09/06

Analyte	Result		MDL	EQL	Dil.	Units	Code	Anal Date	Prep Method	Anl Method
Isopropylbenzene	6.6	U	6.6	60	50	ug/Kg		10/09/06	SW846 5030B	SW846 8260B
Methylene Chloride	9.9	U	9.9	60	50	ug/Kg		10/09/06	SW846 5030B	SW846 8260B
Methyl-tert-butyl-ether	11	U	11	60	50	ug/Kg		10/09/06	SW846 5030B	SW846 8260B
Naphthalene	18	U	18	60	50	ug/Kg		10/09/06	SW846 5030B	SW846 8260B
n-Butylbenzene	49	U	49	60	50	ug/Kg		10/09/06	SW846 5030B	SW846 8260B
n-Propylbenzene	12	U	12	60	50	ug/Kg		10/09/06	SW846 5030B	SW846 8260B
p-Isopropyltoluene	24	U	24	60	50	ug/Kg		10/09/06	SW846 5030B	SW846 8260B
s-Butylbenzene	9.7	U	9.7	60	50	ug/Kg		10/09/06	SW846 5030B	SW846 8260B
Styrene	15	U	15	60	50	ug/Kg		10/09/06	SW846 5030B	SW846 8260B
t-Butylbenzene	15	U	15	60	50	ug/Kg		10/09/06	SW846 5030B	SW846 8260B
Tetrachloroethene	13	U	13	60	50	ug/Kg		10/09/06	SW846 5030B	SW846 8260B
Toluene	9.3	U	9.3	60	50	ug/Kg		10/09/06	SW846 5030B	SW846 8260B
trans-1,2-Dichloroethene	23	U	23	60	50	ug/Kg		10/09/06	SW846 5030B	SW846 8260B
trans-1,3-Dichloropropene	13	U	13	60	50	ug/Kg		10/09/06	SW846 5030B	SW846 8260B
Trichloroethene	12	U	12	60	50	ug/Kg		10/09/06	SW846 5030B	SW846 8260B
Vinyl Chloride	12	U	12	60	50	ug/Kg		10/09/06	SW846 5030B	SW846 8260B
Xylene, m + p	18	U	18	120	50	ug/Kg		10/09/06	SW846 5030B	SW846 8260B
Xylene, o	8.3	U	8.3	60	50	ug/Kg		10/09/06	SW846 5030B	SW846 8260B
Surrogate			**LCL**	**UCL**						
4-Bromofluorobenzene	96		64	133	50	%		10/09/06	SW846 5030B	SW846 8260B
Toluene-d8	103		67	139	50	%		10/09/06	SW846 5030B	SW846 8260B
Dibromofluoromethane	93		64	140	50	%		10/09/06	SW846 5030B	SW846 8260B

PAH/PNA

Prep Date: 10/09/06

Analyte	Result		MDL	EQL	Dil.	Units	Code	Anal Date	Prep Method	Anl Method
Acenaphthene	360	J	72	600	10	ug/Kg	K	10/13/06	SW846 3545	8270C-SIM
Acenaphthylene	330	J	70	600	10	ug/Kg	K	10/13/06	SW846 3545	8270C-SIM
Anthracene	210	J	86	600	10	ug/Kg	K	10/13/06	SW846 3545	8270C-SIM
Benzo(a)anthracene	250	J	130	600	10	ug/Kg	K	10/13/06	SW846 3545	8270C-SIM
Benzo(a)pyrene	370	J	69	600	10	ug/Kg	K	10/13/06	SW846 3545	8270C-SIM
Benzo(b)fluoranthene	270	J	68	600	10	ug/Kg	K	10/13/06	SW846 3545	8270C-SIM
Benzo(ghi)perylene	110	J	86	600	10	ug/Kg	K	10/13/06	SW846 3545	8270C-SIM
Benzo(k)fluoranthene	180	J	74	600	10	ug/Kg	K	10/13/06	SW846 3545	8270C-SIM
Chrysene	460	J	110	600	10	ug/Kg	K	10/13/06	SW846 3545	8270C-SIM
Dibenz(a,h)anthracene	67	U	67	600	10	ug/Kg	K	10/13/06	SW846 3545	8270C-SIM
Fluoranthene	560	J	70	600	10	ug/Kg	K	10/13/06	SW846 3545	8270C-SIM
Fluorene	970		83	600	10	ug/Kg	K	10/13/06	SW846 3545	8270C-SIM
Indeno(1,2,3-cd)pyrene	97	J	61	600	10	ug/Kg	K	10/13/06	SW846 3545	8270C-SIM
Naphthalene	2400		97	600	10	ug/Kg	K	10/13/06	SW846 3545	8270C-SIM
Phenanthrene	1300		71	600	10	ug/Kg	K	10/13/06	SW846 3545	8270C-SIM
Pyrene	1100		59	600	10	ug/Kg	K	10/13/06	SW846 3545	8270C-SIM
Surrogate			**LCL**	**UCL**						
Nitrobenzene-d5	0.00		10	141	10	%	DK	10/13/06	SW846 3545	8270C-SIM
2-Fluorobiphenyl	0.0		10	161	10	%	DK	10/13/06	SW846 3545	8270C-SIM
Terphenyl-d14	0.0		29	150	10	%	DK	10/13/06	SW846 3545	8270C-SIM

All soil results are reported on a dry weight basis unless otherwise noted.

Pace Analytical Services, Inc.

Analytical Report Number: 876966

1241 Bellevue Street
Green Bay, WI 54302
920-469-2436

Client : FOTH & VAN DYKE
Project Name : EAGLE SOUTH
Project Number : 06W003
Field ID : HA-3

Matrix Type : SOIL
Collection Date : 10/04/06
Report Date : 10/16/06
Lab Sample Number : 876966-008

SEMIVOLATILES - SPECIAL LIST - SIM

Prep Date: 10/11/06

Analyte	Result		MDL	EQL	Dil.	Units	Code	Anal Date	Prep Method	Anl Method
1-Methylnaphthalene	0.87		0.054	0.25	1	ug/L		10/11/06	SW846 3510C	8270C-SIM
2-Methylnaphthalene	0.88		0.059	0.25	1	ug/L		10/11/06	SW846 3510C	8270C-SIM
Acenaphthene	0.13	J	0.043	0.25	1	ug/L		10/11/06	SW846 3510C	8270C-SIM
Acenaphthylene	0.044	J	0.043	0.25	1	ug/L		10/11/06	SW846 3510C	8270C-SIM
Anthracene	0.061	U	0.061	0.25	1	ug/L		10/11/06	SW846 3510C	8270C-SIM
Benzo(a)anthracene	0.083	U	0.083	0.25	1	ug/L		10/11/06	SW846 3510C	8270C-SIM
Benzo(a)pyrene	0.097	U	0.097	0.25	1	ug/L	&	10/11/06	SW846 3510C	8270C-SIM
Benzo(b)fluoranthene	0.083	U	0.083	0.25	1	ug/L	&Z	10/11/06	SW846 3510C	8270C-SIM
Benzo(ghi)perylene	0.10	U	0.10	0.25	1	ug/L	&	10/11/06	SW846 3510C	8270C-SIM
Benzo(k)fluoranthene	0.10	U	0.10	0.25	1	ug/L	&Z	10/11/06	SW846 3510C	8270C-SIM
Chrysene	0.10	U	0.10	0.25	1	ug/L		10/11/06	SW846 3510C	8270C-SIM
Dibenz(a,h)anthracene	0.10	U	0.10	0.25	1	ug/L	&	10/11/06	SW846 3510C	8270C-SIM
Fluoranthene	0.082	U	0.082	0.25	1	ug/L		10/11/06	SW846 3510C	8270C-SIM
Fluorene	0.16	J	0.048	0.25	1	ug/L		10/11/06	SW846 3510C	8270C-SIM
Indeno(1,2,3-cd)pyrene	0.10	U	0.10	0.25	1	ug/L	&	10/11/06	SW846 3510C	8270C-SIM
Naphthalene	0.66		0.066	0.25	1	ug/L		10/11/06	SW846 3510C	8270C-SIM
Phenanthrene	0.29		0.060	0.25	1	ug/L		10/11/06	SW846 3510C	8270C-SIM
Pyrene	0.077	U	0.077	0.25	1	ug/L		10/11/06	SW846 3510C	8270C-SIM
Surrogate			**LCL**	**UCL**						
Nitrobenzene-d5	68		0	0	1	%		10/11/06	SW846 3510C	8270C-SIM
2-Fluorobiphenyl	83		0	0	1	%		10/11/06	SW846 3510C	8270C-SIM
Terphenyl-d14	102		0	0	1	%		10/11/06	SW846 3510C	8270C-SIM

All soil results are reported on a dry weight basis unless otherwise noted.

Qualifier Codes

Flag	Applies To	Explanation
A	Inorganic	Analyte is detected in the method blank. Method blank criteria is evaluated to the laboratory method detection limit. Additionally, method blank acceptance may be based on project specific criteria or determined from analyte concentrations in the sample and are evaluated on a sample by sample basis.
B	Inorganic	The analyte has been detected between the method detection limit and the reporting limit.
B	Organic	Analyte is present in the method blank. Method blank criteria is evaluated to the laboratory method detection limit. Additionally, method blank acceptance may be based on project specific criteria or determined from analyte concentrations in the sample and are evaluated on a sample by sample basis.
C	All	Elevated detection limit.
D	All	Analyte value from diluted analysis or surrogate result not applicable due to sample dilution.
E	Inorganic	Estimated concentration due to matrix interferences. During the metals analysis the serial dilution failed to meet the established control limits of 0-10%. The sample concentration is greater than 50 times the IDL for analysis done on the ICP or 100 times the IDL for analysis done on the ICP-MS. The result was flagged with the E qualifier to indicate that a physical interference was observed.
E	Organic	Analyte concentration exceeds calibration range.
F	Inorganic	Due to potential interferences for this analysis by Inductively Coupled Plasma techniques (SW-846 Method 6010), this analyte has been confirmed by and reported from an alternate method.
F	Organic	Surrogate results outside control criteria.
G	All	The result is estimated because the concentration is less than the lowest calibration standard concentration utilized in the initial calibration. The method detection limit is less than the reporting limit specified for this project.
H	All	Preservation, extraction or analysis performed past holding time.
HF	Inorganic	This test is considered a field parameter, and the recommended holding time is 15 minutes from collection. The analysis was performed in the laboratory beyond the recommended holding time.
J	All	Concentration detected equal to or greater than the method detection limit but less than the reporting limit.
K	Inorganic	Sample received unpreserved. Sample was either preserved at the time of receipt or at the time of sample preparation.
K	Organic	Detection limit may be elevated due to the presence of an unrequested analyte.
L	All	Elevated detection limit due to low sample volume.
M	Organic	Sample pH was greater than 2
N	All	Spiked sample recovery not within control limits.
O	Organic	Sample received overweight.
P	Organic	The relative percent difference between the two columns for detected concentrations was greater than 40%.
Q	All	The analyte has been detected between the limit of detection (LOD) and limit of quantitation (LOQ). The results are qualified due to the uncertainty of analyte concentrations within this range.
S	Organic	The relative percent difference between quantitation and confirmation columns exceeds internal quality control criteria. Because the result is unconfirmed, it has been reported as a non-detect with an elevated detection limit.
U	All	The analyte was not detected at or above the reporting limit.
V	All	Sample received with headspace.
W	All	A second aliquot of sample was analyzed from a container with headspace.
X	All	See Sample Narrative.
Z	Organics	This compound was separated in the check standard but it did not meet the resolution criteria as set forth in SW846.
&	All	Laboratory Control Spike recovery not within control limits.
*	All	Precision not within control limits.
+	Inorganic	The sample result is greater than four times the spike level: therefore, the percent recovery is not evaluated.
<	All	The analyte was not detected at or above the reporting limit.
1	Inorganic	Dissolved analyte or filtered analyte greater than total analyte; analyses passed QC based on precision criteria.
2	Inorganic	Dissolved analyte or filtered analyte greater than total analyte; analyses failed QC based on precision criteria.
3	Inorganic	BOD result is estimated due to the BOD blank exceeding the allowable oxygen depletion.
4	Inorganic	BOD duplicate precision not within control limits. Due to the 48 hour holding time for this test, it is not practical to reanalyze and try to correct the deficiency.
5	Inorganic	BOD result is estimated due to insufficient oxygen depletion. Due to the 48 hour holding time for this test, it is not practical to reanalyze and try to correct the deficiency.
6	Inorganic	BOD laboratory control sample not within control limits. Due to the 48 hour holding time for this test, it is not practical to reanalyze and try to correct the deficiency.
7	Inorganic	BOD result is estimated due to complete oxygen depletion. Due to the 48 hour holding time for this test, it is not practical to reanalyze and try to correct the deficiency.

Pace Analytical Services, Inc.

Analysis Summary by Laboratory

1241 Bellevue Street
Green Bay, WI 54302

Test Group Name	876966-001	876966-002	876966-003	876966-004	876966-005	876966-006	876966-007	876966-008
PAH/ PNA			B					
PAH/PNA	B	B		B		B	B	B
PERCENT SOLIDS	B	B		B		B	B	B
SEMIVOLATILES - SPECIAL LIST - SI						K		K
VOLATILES	G	G	G	G	G	G	G	G

Code	Facility	Address	MI Certification
B	Green Bay Lab (Bellevue St)	1241 Bellevue Street, Suite 9 Green Bay, WI 54302	Not Certified
G	Green Bay Lab (Industrial Dr)	1795 Industrial Drive Green Bay, WI 54302	Not Certified
K	Kimberly Laboratory	1090 Kennedy Ave. Kimberly, WI 54136	Not Certified

Pace Analytical Services, Inc.

QC Summary

1241 Bellevue Street
Green Bay, WI 54302
920-469-2436
Fax: 920-469-8827

Batch: 876966
Lab Section: VOA
QC Batch Number: 14908
Prep Method: SW846 5030B
Analytical Method: SW846 8260B

QC Type	Client Sample ID	Lab Sample ID
MB	vog2046-05MB	vog2046-05MB
LCS	vog2046-05LCS	vog2046-05LCS
LCSD	vog2046-05LCSD	vog2046-05LCSD
MS	876774-001MS	876774-001MS
MSD	876774-001MSD	876774-001MSD

Client Sample ID	Lab Sample ID	MB ID
HA-1	876966-003	MB

Client Sample ID	Lab Sample ID	MB ID
DUP-1	876966-005	MB

Test Name	Method Blank Result Conc	LCS Spiked Conc	LCS Recovery Conc	LCS Recovery %	LCS Recovery C	LCSD Spiked Conc	LCSD Recovery Conc	LCSD Recovery %	LCSD Recovery C	LCS/LCSD RPD %	LCS/LCSD RPD C	LCS/LCSD Control Limits LCL %	LCS/LCSD Control Limits UCL %	LCS/LCSD Control Limits RPD %	Parent Sample Number	Parent Result Conc	MS Spiked Conc	MS Recovery Conc	MS Recovery %	MS Recovery C	MSD Spiked Conc	MSD Recovery Conc	MSD Recovery %	MSD Recovery C	MS/MSD RPD %	MS/MSD RPD C	MS/MSD Control Limits LCL %	MS/MSD Control Limits UCL %	MS/MSD Control Limits RPD %
1,1,1,2-Tetrachloroethane	< 0.92	0	---	---		---	---	---		---		---	---	---	---		---	---	---	---		---	---	---		---		---	---	---
1,1-Dichloropropene	< 0.75	0	---	---		---	---	---		---		---	---	---	---		---	---	---	---		---	---	---		---		---	---	---
1,2,3-Trichlorobenzene	< 0.74	0	---	---		---	---	---		---		---	---	---	---		---	---	---	---		---	---	---		---		---	---	---
1,2,3-Trichloropropane	< 0.99	0	---	---		---	---	---		---		---	---	---	---		---	---	---	---		---	---	---		---		---	---	---
1,2,4-Trichlorobenzene	< 0.97	0	---	---		---	---	---		---		---	---	---	---		---	---	---	---		---	---	---		---		---	---	---
1,2,4-Trimethylbenzene	< 0.97	0	---	---		---	---	---		---		---	---	---	---		---	---	---	---		---	---	---		---		---	---	---
1,2-Dibromo-3-chloropropan	< 0.87	0	---	---		---	---	---		---		---	---	---	---		---	---	---	---		---	---	---		---		---	---	---
1,2-Dibromoethane	< 0.56	0	---	---		---	---	---		---		---	---	---	---		---	---	---	---		---	---	---		---		---	---	---
1,2-Dichlorobenzene	< 0.83	0	---	---		---	---	---		---		---	---	---	---		---	---	---	---		---	---	---		---		---	---	---
1,3,5-Trimethylbenzene	< 0.83	0	---	---		---	---	---		---		---	---	---	---		---	---	---	---		---	---	---		---		---	---	---
1,3-Dichlorobenzene	< 0.87	0	---	---		---	---	---		---		---	---	---	---		---	---	---	---		---	---	---		---		---	---	---
1,3-Dichloropropane	< 0.61	0	---	---		---	---	---		---		---	---	---	---		---	---	---	---		---	---	---		---		---	---	---
1,4-Dichlorobenzene	< 0.95	0	---	---		---	---	---		---		---	---	---	---		---	---	---	---		---	---	---		---		---	---	---
2,2-Dichloropropane	< 0.62	0	---	---		---	---	---		---		---	---	---	---		---	---	---	---		---	---	---		---		---	---	---
2-Chlorotoluene	< 0.85	0	---	---		---	---	---		---		---	---	---	---		---	---	---	---		---	---	---		---		---	---	---
4-Chlorotoluene	< 0.74	0	---	---		---	---	---		---		---	---	---	---		---	---	---	---		---	---	---		---		---	---	---
Bromobenzene	< 0.82	0	---	---		---	---	---		---		---	---	---	---		---	---	---	---		---	---	---		---		---	---	---
Bromochloromethane	< 0.97	0	---	---		---	---	---		---		---	---	---	---		---	---	---	---		---	---	---		---		---	---	---
Dibromomethane	< 0.6	0	---	---		---	---	---		---		---	---	---	---		---	---	---	---		---	---	---		---		---	---	---
Dichlorodifluoromethane	< 0.99	0	---	---		---	---	---		---		---	---	---	---		---	---	---	---		---	---	---		---		---	---	---
Diisopropyl Ether	< 0.76	0	---	---		---	---	---		---		---	---	---	---		---	---	---	---		---	---	---		---		---	---	---

Conc = ug/L unless otherwise noted
C = QC Code, see Qualifer Sheet
Parent Result is reported down to MDL in order to allow Validation of this worksheet
The %R and RPD results are calculated from raw data values with more significant figures than are reported on this form.

Report Date: 10/16/2006
QC Batch Number: 14908

Pace Analytical Services, Inc.

QC Summary

1241 Bellevue Street
Green Bay, WI 54302
920-469-2436
Fax: 920-469-8827

Test Name	Method Blank Result	Method Blank Result Conc	LCS Spiked Conc	LCS Recovery Conc	LCS Recovery %	LCS Recovery C	LCSD Spiked Conc	LCSD Recovery Conc	LCSD Recovery %	LCSD Recovery C	LCS/LCSD RPD %	LCS/LCSD RPD C	LCS/LCSD Control Limits LCL %	LCS/LCSD Control Limits UCL %	LCS/LCSD Control Limits RPD %	Parent Sample Number	Parent Result	Parent Result Conc	MS Spiked Conc	MS Recovery Conc	MS Recovery %	MS Recovery C	MSD Spiked Conc	MSD Recovery Conc	MSD Recovery %	MSD Recovery C	MS/MSD RPD %	MS/MSD RPD C	MS/MSD Control Limits LCL %	MS/MSD Control Limits UCL %	MS/MSD Control Limits RPD %
Fluorotrichloromethane	<	0.79	0	---	---		---	---	---		---		---	---	---	---		---	---	---	---		---	---	---		---		---	---	---
Hexachlorobutadiene	<	0.67	0	---	---		---	---	---		---		---	---	---	---		---	---	---	---		---	---	---		---		---	---	---
Isopropylbenzene	<	0.59	0	---	---		---	---	---		---		---	---	---	---		---	---	---	---		---	---	---		---		---	---	---
Methyl-tert-butyl-ether	<	0.61	0	---	---		---	---	---		---		---	---	---	---		---	---	---	---		---	---	---		---		---	---	---
Naphthalene	<	0.74	0	---	---		---	---	---		---		---	---	---	---		---	---	---	---		---	---	---		---		---	---	---
n-Butylbenzene	<	0.93	0	---	---		---	---	---		---		---	---	---	---		---	---	---	---		---	---	---		---		---	---	---
n-Propylbenzene	<	0.81	0	---	---		---	---	---		---		---	---	---	---		---	---	---	---		---	---	---		---		---	---	---
p-Isopropyltoluene	<	0.67	0	---	---		---	---	---		---		---	---	---	---		---	---	---	---		---	---	---		---		---	---	---
s-Butylbenzene	<	0.89	0	---	---		---	---	---		---		---	---	---	---		---	---	---	---		---	---	---		---		---	---	---
t-Butylbenzene	<	0.97	0	---	---		---	---	---		---		---	---	---	---		---	---	---	---		---	---	---		---		---	---	---
1,1,1-Trichloroethane	<	0.9	50.0	51	102		50.0	51	102		0.0		75	128	20	876774-001	<	0.9	50.0	51.3	103		50.0	51	102		0.7		70	130	30
1,1,2,2-Tetrachloroethane	<	0.2	50.0	50.1	100		50.0	51.6	103		3.1		67	125	20	876774-001	<	0.2	50.0	51.6	103		50.0	50.7	101		1.9		70	130	30
1,1,2-Trichloroethane	<	0.42	50.0	50.5	101		50.0	50.2	100		0.7		75	125	20	876774-001	<	0.42	50.0	50.3	101		50.0	49.9	100		0.6		70	130	30
1,1-Dichloroethane	<	0.75	50.0	52.5	105		50.0	51.5	103		1.8		71	130	20	876774-001	<	0.75	50.0	51	102		50.0	51.6	103		1.2		70	130	30
1,1-Dichloroethene	<	0.57	50.0	57	114		50.0	56.6	113		0.6		75	125	20	876774-001	<	0.57	50.0	56	112		50.0	56.1	112		0.2		70	135	30
1,2-Dichloroethane	<	0.36	50.0	51.2	102		50.0	50.3	101		1.7		71	132	20	876774-001	<	0.36	50.0	49.9	100		50.0	50.4	101		0.9		70	130	30
1,2-Dichloropropane	<	0.46	50.0	50.5	101		50.0	50.5	101		0.0		73	125	20	876774-001	<	0.46	50.0	49.9	100		50.0	50.4	101		1.0		70	130	30
Benzene	<	0.41	50.0	52.9	106		50.0	52.8	106		0.1		75	125	20	876774-001	<	0.41	50.0	52.8	106		50.0	53.2	106		0.8		70	130	30
Bromodichloromethane	<	0.56	50.0	52.4	105		50.0	51.8	104		1.1		75	125	20	876774-001	<	0.56	50.0	52	104		50.0	52.5	105		1.0		70	130	30
Bromoform	<	0.94	50.0	48.6	97		50.0	49.6	99		2.0		75	125	20	876774-001	<	0.94	50.0	49.7	99		50.0	48	96		3.5		70	130	30
Bromomethane	<	0.91	50.0	58.5	117		50.0	59.2	118		1.1		66	125	20	876774-001	<	0.91	50.0	59.1	118		50.0	60.2	120		1.9		63	147	30
Carbon Tetrachloride	<	0.49	50.0	52.1	104		50.0	51.7	103		0.8		75	125	20	876774-001	<	0.49	50.0	51.4	103		50.0	51.9	104		1.0		70	131	30
Chlorobenzene	<	0.41	50.0	52.2	104		50.0	51.7	103		1.0		75	125	20	876774-001	<	0.41	50.0	50.7	101		50.0	51.2	102		0.8		70	130	30
Chlorodibromomethane	<	0.81	50.0	52.3	105		50.0	53.1	106		1.4		75	125	20	876774-001	<	0.81	50.0	52.2	104		50.0	51.4	103		1.4		70	130	30
Chloroethane	<	0.97	50.0	55.8	112		50.0	53.6	107		4.0		72	126	20	876774-001	<	0.97	50.0	53.3	107		50.0	54.9	110		2.8		67	138	30
Chloroform	<	0.37	50.0	51	102		50.0	51.4	103		0.9		75	125	20	876774-001	<	0.37	50.0	51.6	103		50.0	51.1	102		1.0		70	130	30
Chloromethane	<	0.24	50.0	55.7	111		50.0	53.5	107		4.1		46	143	20	876774-001	<	0.24	50.0	53	106		50.0	52.5	105		1.1		43	150	30
cis-1,2-Dichloroethene	<	0.83	50.0	52.3	105		50.0	52.5	105		0.5		75	125	20	876774-001	<	0.83	50.0	51.7	103		50.0	51.8	104		0.1		70	130	30
cis-1,3-Dichloropropene	<	0.19	50.0	49.6	99		50.0	48.6	97		2.1		75	125	20	876774-001	<	0.19	50.0	48.8	98		50.0	49.2	98		0.8		70	130	30
Ethylbenzene	<	0.54	50.0	55.4	111		50.0	55.1	110		0.6		75	125	20	876774-001	<	0.54	50.0	54.5	109		50.0	54.9	110		0.7		70	136	30
Methylene Chloride	<	0.43	50.0	52.7	105		50.0	49.9	100		5.5		75	125	20	876774-001	<	0.43	50.0	50.6	101		50.0	55	110		8.3		70	130	30
Styrene	<	0.86	50.0	56.9	114		50.0	56.6	113		0.6		75	125	20	876774-001	<	0.86	50.0	56.1	112		50.0	55.7	111		0.7		70	130	30

Conc = ug/L unless otherwise noted

C = QC Code, see Qualifer Sheet

Parent Result is reported down to MDL in order to allow Validation of this worksheet

The %R and RPD results are calculated from raw data values with more significant figures than are reported on this form.

Report Date: 10/16/2006

QC Batch Number: 14908

Pace Analytical Services, Inc.

QC Summary

1241 Bellevue Street
Green Bay, WI 54302
920-469-2436
Fax: 920-469-8827

Test Name	Method Blank Result	Conc	LCS Spiked Conc	LCS Recovery Conc	%	C	LCSD Spiked Conc	LCSD Recovery Conc	%	C	LCS/LCSD RPD %	C	LCS/LCSD Control Limits LCL %	UCL %	RPD %	Parent Sample Number	Parent Result	Conc	MS Spiked Conc	MS Recovery Conc	%	C	MSD Spiked Conc	MSD Recovery Conc	%	C	MS/MSD RPD %	C	MS/MSD Control Limits LCL %	UCL %	RPD %
Tetrachloroethene	<	0.45	50.0	51.1	102		50.0	51.9	104		1.5		75	130	20	876774-001	<	0.45	50.0	50.1	100		50.0	51.1	102		2.0		70	130	30
Toluene	<	0.67	50.0	54.5	109		50.0	53.9	108		1.0		75	125	20	876774-001	<	0.67	50.0	54.2	108		50.0	55	110		1.5		70	130	30
trans-1,2-Dichloroethene	<	0.89	50.0	54.9	110		50.0	54.5	109		0.7		75	125	20	876774-001	<	0.89	50.0	54	108		50.0	54.5	109		0.8		70	130	30
trans-1,3-Dichloropropene	<	0.19	50.0	51.3	103		50.0	51.5	103		0.5		75	125	20	876774-001	<	0.19	50.0	51	102		50.0	50.2	100		1.6		70	130	30
Trichloroethene	<	0.48	50.0	52.6	105		50.0	52.5	105		0.1		75	125	20	876774-001	<	0.48	50.0	52.3	105		50.0	52.8	106		0.9		70	130	30
Vinyl Chloride	<	0.18	50.0	57.2	114		50.0	55.9	112		2.5		65	130	20	876774-001	<	0.18	50.0	54.3	109		50.0	54.2	108		0.2		62	138	30
Xylene, m + p	<	1.8	100.0	112.9	113		100.0	112	112		0.8		75	125	20	876774-001	<	1.8	100.0	109.7	110		100.0	110.7	111		1.0		70	137	30
Xylene, o	<	0.83	50.0	55.3	111		50.0	55.5	111		0.3		75	125	20	876774-001	<	0.83	50.0	54.6	109		50.0	54	108		1.1		70	130	30
4-Bromofluorobenzene		100%	---	---	105		---	---	105		---		64	132	---	876774-001		100%	---	---	104		---	---	103		---		64	132	---
Toluene-d8		106%	---	---	109		---	---	107		---		73	127	---	876774-001		106%	---	---	109		---	---	108		---		73	127	---
Dibromofluoromethane		100%	---	---	99		---	---	99		---		68	122	---	876774-001		101%	---	---	100		---	---	97		---		68	122	---

Conc = ug/L unless otherwise noted

C = QC Code, see Qualifer Sheet

Parent Result is reported down to MDL in order to allow Validation of this worksheet

The %R and RPD results are calculated from raw data values with more significant figures than are reported on this form.

Report Date: 10/16/2006

QC Batch Number: 14908

Pace Analytical Services, Inc.

1241 Bellevue Street
Green Bay, WI 54302
920-469-2436
Fax: 920-469-8827

QC Summary

Batch: 876966
Lab Section: VOA
QC Batch Number: 14926
Prep Method: SW846 5030B
Analytical Method: SW846 8260B

QC Type	Client Sample ID	Lab Sample ID
MB	vog1995-54MB	vog1995-54MB
LCS	vog1995-54LCS	vog1995-54LCS
LCSD	vog1995-54LCSD	vog1995-54LCSD

Client Sample ID	Lab Sample ID	MB ID	Client Sample ID	Lab Sample ID	MB ID
KSB-19-5'-7'	876966-001	MB	MW-601-8'-9'	876966-002	MB
HA-1	876966-004	MB	HA-2	876966-006	MB
DUP	876966-007	MB	HA-3	876966-008	MB

Test Name	Method Blank Result	Conc	LCS Spiked Conc	LCS Recovery Conc	%	C	LCSD Spiked Conc	LCSD Recovery Conc	%	C	LCS/LCSD RPD %	C	LCS/LCSD Control Limits LCL %	UCL %	RPD %	Parent Sample Number	Parent Result Conc	MS Spiked Conc	MS Recovery Conc	%	C	MSD Spiked Conc	MSD Recovery Conc	%	C	MS/MSD RPD %	C	MS/MSD Control Limits LCL %	UCL %	RPD %
1,1,1,2-Tetrachloroethane	<	16	0	---	---		---	---	---		---		---	---	---	---	---	---	---	---		---	---	---		---		---	---	---
1,1,1-Trichloroethane	<	19	2500.0	2488.7	100		2500.0	2578.8	103		3.6		75	125	20	---	---	---	---	---		---	---	---		---		---	---	---
1,1,2,2-Tetrachloroethane	<	21	2500.0	2779.9	111		2500.0	2736.7	109		1.6		75	125	20	---	---	---	---	---		---	---	---		---		---	---	---
1,1,2-Trichloroethane	<	24	2500.0	2476.1	99		2500.0	2526.4	101		2.0		75	125	20	---	---	---	---	---		---	---	---		---		---	---	---
1,1-Dichloroethane	<	19	2500.0	2412	96		2500.0	2505.9	100		3.8		75	125	20	---	---	---	---	---		---	---	---		---		---	---	---
1,1-Dichloroethene	<	22	2500.0	2464.8	99		2500.0	2521.1	101		2.3		54	149	20	---	---	---	---	---		---	---	---		---		---	---	---
1,1-Dichloropropene	<	19	0	---	---		---	---	---		---		---	---	---	---	---	---	---	---		---	---	---		---		---	---	---
1,2,3-Trichlorobenzene	<	17	0	---	---		---	---	---		---		---	---	---	---	---	---	---	---		---	---	---		---		---	---	---
1,2,3-Trichloropropane	<	21	0	---	---		---	---	---		---		---	---	---	---	---	---	---	---		---	---	---		---		---	---	---
1,2,4-Trichlorobenzene	<	16	0	---	---		---	---	---		---		---	---	---	---	---	---	---	---		---	---	---		---		---	---	---
1,2,4-Trimethylbenzene	<	12	0	---	---		---	---	---		---		---	---	---	---	---	---	---	---		---	---	---		---		---	---	---
1,2-Dibromo-3-chloropropan	<	12	0	---	---		---	---	---		---		---	---	---	---	---	---	---	---		---	---	---		---		---	---	---
1,2-Dibromoethane	<	18	0	---	---		---	---	---		---		---	---	---	---	---	---	---	---		---	---	---		---		---	---	---
1,2-Dichlorobenzene	<	12	0	---	---		---	---	---		---		---	---	---	---	---	---	---	---		---	---	---		---		---	---	---
1,2-Dichloroethane	<	21	2500.0	2514	101		2500.0	2596	104		3.2		75	125	20	---	---	---	---	---		---	---	---		---		---	---	---
1,2-Dichloropropane	<	22	2500.0	2552.4	102		2500.0	2486.7	99		2.6		75	125	20	---	---	---	---	---		---	---	---		---		---	---	---
1,3,5-Trimethylbenzene	<	12	0	---	---		---	---	---		---		---	---	---	---	---	---	---	---		---	---	---		---		---	---	---
1,3-Dichlorobenzene	<	16	0	---	---		---	---	---		---		---	---	---	---	---	---	---	---		---	---	---		---		---	---	---
1,3-Dichloropropane	<	12	0	---	---		---	---	---		---		---	---	---	---	---	---	---	---		---	---	---		---		---	---	---
1,4-Dichlorobenzene	<	18	0	---	---		---	---	---		---		---	---	---	---	---	---	---	---		---	---	---		---		---	---	---
2,2-Dichloropropane	<	16	0	---	---		---	---	---		---		---	---	---	---	---	---	---	---		---	---	---		---		---	---	---

Conc = ug/Kg unless otherwise noted
C = QC Code, see Qualifer Sheet
Parent Result is reported down to MDL in order to allow Validation of this worksheet
The %R and RPD results are calculated from raw data values with more significant figures than are reported on this form.

Report Date: 10/16/2006
QC Batch Number: 14926

Pace Analytical Services, Inc.

QC Summary

1241 Bellevue Street
Green Bay, WI 54302
920-469-2436
Fax: 920-469-8827

Test Name	Method Blank Result Conc	LCS Spiked Conc	LCS Recovery Conc	LCS Recovery %	LCS Recovery C	LCSD Spiked Conc	LCSD Recovery Conc	LCSD Recovery %	LCSD Recovery C	LCS/LCSD RPD %	LCS/LCSD RPD C	LCS/LCSD Control Limits LCL %	LCS/LCSD Control Limits UCL %	LCS/LCSD Control Limits RPD %	Parent Sample Number	Parent Result Conc	MS Spiked Conc	MS Recovery Conc	MS Recovery %	MS Recovery C	MSD Spiked Conc	MSD Recovery Conc	MSD Recovery %	MSD Recovery C	MS/MSD RPD %	MS/MSD RPD C	MS/MSD Control Limits LCL %	MS/MSD Control Limits UCL %	MS/MSD Control Limits RPD %
2-Chlorotoluene	< 18	0	---	---		---	---	---		---		---	---	---	---	---	---	---	---		---	---	---		---		---	---	---
4-Chlorotoluene	< 23	0	---	---		---	---	---		---		---	---	---	---	---	---	---	---		---	---	---		---		---	---	---
Benzene	< 14	2500.0	2439.1	98		2500.0	2506.3	100		2.7		75	125	20	---	---	---	---	---		---	---	---		---		---	---	---
Bromobenzene	< 14	0	---	---		---	---	---		---		---	---	---	---	---	---	---	---		---	---	---		---		---	---	---
Bromochloromethane	< 16	0	---	---		---	---	---		---		---	---	---	---	---	---	---	---		---	---	---		---		---	---	---
Bromodichloromethane	< 16	2500.0	2712.9	109		2500.0	2724.6	109		0.4		75	125	20	---	---	---	---	---		---	---	---		---		---	---	---
Bromoform	< 20	2500.0	2272.7	91		2500.0	2398.4	96		5.4		72	125	20	---	---	---	---	---		---	---	---		---		---	---	---
Bromomethane	< 24	2500.0	1933.8	77		2500.0	2174.9	87		11.7		40	159	20	---	---	---	---	---		---	---	---		---		---	---	---
Carbon Tetrachloride	< 16	2500.0	2571.6	103		2500.0	2669.8	107		3.7		75	125	20	---	---	---	---	---		---	---	---		---		---	---	---
Chlorobenzene	< 9.5	2500.0	2617	105		2500.0	2667.9	107		1.9		75	125	20	---	---	---	---	---		---	---	---		---		---	---	---
Chlorodibromomethane	< 20	2500.0	2446.5	98		2500.0	2611.1	104		6.5		75	125	20	---	---	---	---	---		---	---	---		---		---	---	---
Chloroethane	< 25	2500.0	2008.1	80		2500.0	1997.1	80		0.5		40	179	20	---	---	---	---	---		---	---	---		---		---	---	---
Chloroform	< 18	2500.0	2428.2	97		2500.0	2589.9	104		6.4		75	125	20	---	---	---	---	---		---	---	---		---		---	---	---
Chloromethane	< 20	2500.0	1908.7	76		2500.0	1896.7	76		0.6		42	125	20	---	---	---	---	---		---	---	---		---		---	---	---
cis-1,2-Dichloroethene	< 20	2500.0	2505.6	100		2500.0	2586	103		3.2		75	125	20	---	---	---	---	---		---	---	---		---		---	---	---
cis-1,3-Dichloropropene	< 14	2500.0	2559	102		2500.0	2536.2	101		0.9		75	125	20	---	---	---	---	---		---	---	---		---		---	---	---
Dibromomethane	< 18	0	---	---		---	---	---		---		---	---	---	---	---	---	---	---		---	---	---		---		---	---	---
Dichlorodifluoromethane	< 21	0	---	---		---	---	---		---		---	---	---	---	---	---	---	---		---	---	---		---		---	---	---
Diisopropyl Ether	< 9.5	0	---	---		---	---	---		---		---	---	---	---	---	---	---	---		---	---	---		---		---	---	---
Ethylbenzene	< 15	2500.0	2675.5	107		2500.0	2750.8	110		2.8		75	125	20	---	---	---	---	---		---	---	---		---		---	---	---
Fluorotrichloromethane	< 19	0	---	---		---	---	---		---		---	---	---	---	---	---	---	---		---	---	---		---		---	---	---
Hexachlorobutadiene	< 23	0	---	---		---	---	---		---		---	---	---	---	---	---	---	---		---	---	---		---		---	---	---
Isopropylbenzene	< 11	0	---	---		---	---	---		---		---	---	---	---	---	---	---	---		---	---	---		---		---	---	---
Methylene Chloride	< 14	2500.0	2400.5	96		2500.0	2461.9	98		2.5		58	144	20	---	---	---	---	---		---	---	---		---		---	---	---
Methyl-tert-butyl-ether	< 15	0	---	---		---	---	---		---		---	---	---	---	---	---	---	---		---	---	---		---		---	---	---
Naphthalene	< 15	0	---	---		---	---	---		---		---	---	---	---	---	---	---	---		---	---	---		---		---	---	---
n-Butylbenzene	< 12	0	---	---		---	---	---		---		---	---	---	---	---	---	---	---		---	---	---		---		---	---	---
n-Propylbenzene	< 5.5	0	---	---		---	---	---		---		---	---	---	---	---	---	---	---		---	---	---		---		---	---	---
p-Isopropyltoluene	< 12	0	---	---		---	---	---		---		---	---	---	---	---	---	---	---		---	---	---		---		---	---	---
s-Butylbenzene	< 8	0	---	---		---	---	---		---		---	---	---	---	---	---	---	---		---	---	---		---		---	---	---
Styrene	< 12	2500.0	2727.3	109		2500.0	2770.1	111		1.6		75	130	20	---	---	---	---	---		---	---	---		---		---	---	---
t-Butylbenzene	< 12	0	---	---		---	---	---		---		---	---	---	---	---	---	---	---		---	---	---		---		---	---	---

Conc = ug/Kg unless otherwise noted

C = QC Code, see Qualifer Sheet

Parent Result is reported down to MDL in order to allow Validation of this worksheet

The %R and RPD results are calculated from raw data values with more significant figures than are reported on this form.

Report Date: 10/16/2006

QC Batch Number: 14926

Pace Analytical Services, Inc.

QC Summary

1241 Bellevue Street
Green Bay, WI 54302
920-469-2436
Fax: 920-469-8827

Test Name	Method Blank Result	Conc	LCS Spiked Conc	LCS Recovery Conc	%	C	LCSD Spiked Conc	LCSD Recovery Conc	%	C	LCS/LCSD RPD %	C	LCS/LCSD Control Limits LCL %	UCL %	RPD %	Parent Sample Number	Parent Result Conc	MS Spiked Conc	MS Recovery Conc	%	C	MSD Spiked Conc	MSD Recovery Conc	%	C	MS/MSD RPD %	C	MS/MSD Control Limits LCL %	UCL %	RPD %
Tetrachloroethene	<	16	2500.0	2628.8	105		2500.0	2767.3	111		5.1		75	125	20	---		---	---	---	---		---	---	---		---		---	---	---
Toluene	<	8.5	2500.0	2658	106		2500.0	2746.5	110		3.3		75	125	20	---		---	---	---	---		---	---	---		---		---	---	---
trans-1,2-Dichloroethene	<	14	2500.0	2505.5	100		2500.0	2587.1	103		3.2		75	125	20	---		---	---	---	---		---	---	---		---		---	---	---
trans-1,3-Dichloropropene	<	15	2500.0	2278.9	91		2500.0	2450.5	98		7.3		75	125	20	---		---	---	---	---		---	---	---		---		---	---	---
Trichloroethene	<	20	2500.0	2705.8	108		2500.0	2706.4	108		0.0		75	125	20	---		---	---	---	---		---	---	---		---		---	---	---
Vinyl Chloride	<	14	2500.0	2103.5	84		2500.0	2153.5	86		2.3		49	125	20	---		---	---	---	---		---	---	---		---		---	---	---
Xylene, m + p	<	22	5000.0	5360.5	107		5000.0	5497.7	110		2.5		75	127	20	---		---	---	---	---		---	---	---		---		---	---	---
Xylene, o	<	15	2500.0	2650.1	106		2500.0	2700.1	108		1.9		75	125	20	---		---	---	---	---		---	---	---		---		---	---	---
4-Bromofluorobenzene		98%	---	---	103		---	---	103		---		64	133	---	---		---	---	---	---		---	---	---		---		---	---	---
Toluene-d8		103%	---	---	106		---	---	108		---		67	139	---	---		---	---	---	---		---	---	---		---		---	---	---
Dibromofluoromethane		97%	---	---	97		---	---	100		---		64	140	---	---		---	---	---	---		---	---	---		---		---	---	---

Conc = ug/Kg unless otherwise noted
C = QC Code, see Qualifer Sheet
Parent Result is reported down to MDL in order to allow Validation of this worksheet
The %R and RPD results are calculated from raw data values with more significant figures than are reported on this form.

Report Date: 10/16/2006
QC Batch Number: 14926

Pace Analytical Services, Inc.

QC Summary

1241 Bellevue Street
Green Bay, WI 54302
920-469-2436
Fax: 920-469-8827

Batch: 876966
Lab Section: BNASIM
QC Batch Number: 14959
Prep Method: SW846 3510C
Analytical Method: 8270C-SIM

QC Type	Client Sample ID	Lab Sample ID
MB	svog1945-53MB	svog1945-53MB
LCS	svog1945-53LCS	svog1945-53LCS
LCSD	svog1945-53LCSD	svog1945-53LCSD
MS	HA-1MS	876966-003MS

Client Sample ID	Lab Sample ID	MB ID	Client Sample ID	Lab Sample ID	MB ID
HA-1	876966-003	MB			

Test Name	Method Blank Result	Conc	LCS Spiked Conc	LCS Recovery Conc	%	C	LCSD Spiked Conc	LCSD Recovery Conc	%	C	LCS/LCSD RPD %	C	LCS/LCSD Control Limits LCL %	UCL %	RPD %	Parent Sample Number	Parent Result	Conc	MS Spiked Conc	MS Recovery Conc	%	C	MSD Spiked Conc	MSD Recovery Conc	%	C	MS/MSD RPD %	C	MS/MSD Control Limits LCL %	UCL %	RPD %
1-Methylnaphthalene	<	0.011	0.20	0.2	101		0.20	0.21	103		2.6		41	136	28	876966-003	<	0.01	0.19	0.22	118	N	—	—	—		—		52	113	34
2-Methylnaphthalene	<	0.012	0.20	0.21	103		0.20	0.21	104		1.7		40	138	26	876966-003	<	0.011	0.19	0.23	120		—	—	—		—		51	123	33
Acenaphthene	<	0.0086	0.20	0.2	101		0.20	0.21	107		5.8		40	126	23	876966-003	<	0.0082	0.19	0.22	115	N	—	—	—		—		56	113	24
Acenaphthylene	<	0.0086	0.20	0.2	99		0.20	0.21	104		4.5		39	127	24	876966-003	<	0.0081	0.19	0.23	122	N	—	—	—		—		56	115	24
Anthracene	<	0.012	0.20	0.23	113		0.20	0.24	119		4.6		39	139	27	876966-003	<	0.012	0.19	0.25	133	N	—	—	—		—		55	126	20
Benzo(a)anthracene	<	0.017	0.20	0.25	123		0.20	0.25	126		2.6		48	146	20	876966-003	<	0.016	0.19	0.29	153	N	—	—	—		—		45	150	20
Benzo(a)pyrene	<	0.019	0.20	0.33	166	&	0.20	0.34	169	&	1.7		61	136	20	876966-003	<	0.018	0.19	0.35	187	N	—	—	—		—		72	129	20
Benzo(b)fluoranthene	<	0.017	0.20	0.36	180	&	0.20	0.33	167	&	7.4		51	141	20	876966-003	<	0.016	0.19	0.38	200	N	—	—	—		—		72	134	20
Benzo(ghi)perylene	<	0.02	0.20	0.34	168	&	0.20	0.34	170	&	1.3		57	136	20	876966-003	<	0.019	0.19	0.35	187	N	—	—	—		—		72	128	20
Benzo(k)fluoranthene	<	0.02	0.20	0.34	171	&	0.20	0.37	183	&	7.1		61	149	20	876966-003	<	0.019	0.19	0.31	166	N	—	—	—		—		75	129	20
Chrysene	<	0.02	0.20	0.25	123		0.20	0.25	123		0.2		61	150	20	876966-003	<	0.019	0.19	0.22	119		—	—	—		—		71	136	20
Dibenz(a,h)anthracene	<	0.02	0.20	0.35	173	&	0.20	0.35	174	&	0.6		46	150	20	876966-003	<	0.019	0.19	0.36	191	N	—	—	—		—		43	150	20
Fluoranthene	<	0.016	0.20	0.25	127		0.20	0.27	135		6.0		48	145	20	876966-003	<	0.015	0.19	0.27	141	N	—	—	—		—		58	137	20
Fluorene	<	0.0096	0.20	0.21	107		0.20	0.23	116		8.4		40	131	25	876966-003	<	0.0091	0.19	0.24	125	N	—	—	—		—		56	121	21
Indeno(1,2,3-cd)pyrene	<	0.02	0.20	0.34	169	&	0.20	0.35	173	&	2.1		54	143	20	876966-003	<	0.019	0.19	0.36	191	N	—	—	—		—		71	140	20
Naphthalene	<	0.013	0.20	0.19	96		0.20	0.21	104		7.7		45	131	30	876966-003		0.024	0.19	0.22	104		—	—	—		—		53	107	31
Phenanthrene	<	0.012	0.20	0.24	119		0.20	0.28	138	&	14.9		40	131	25	876966-003		0.027	0.19	0.26	122		—	—	—		—		58	138	20
Pyrene	<	0.015	0.20	0.24	122		0.20	0.25	125		2.8		55	135	20	876966-003	<	0.015	0.19	0.25	132		—	—	—		—		71	136	20
Nitrobenzene-d5		84%	—	—	90		—	—	91		—		10	150	—	876966-003		115%	—	—	111		—	—	—		—		10	150	—
2-Fluorobiphenyl		78%	—	—	84		—	—	88		—		20	111	—	876966-003		90%	—	—	91		—	—	—		—		20	111	—
Terphenyl-d14		111%	—	—	113		—	—	113		—		44	115	—	876966-003		99%	—	—	121	F	—	—	—		—		44	115	—

Conc = ug/L unless otherwise noted
C = QC Code, see Qualifer Sheet
Parent Result is reported down to MDL in order to allow Validation of this worksheet
The %R and RPD results are calculated from raw data values with more significant figures than are reported on this form.

Report Date: 10/16/2006
QC Batch Number: 14959

Pace Analytical Services, Inc.

QC Summary

1241 Bellevue Street
Green Bay, WI 54302
920-469-2436
Fax: 920-469-8827

Batch: 876966
Lab Section: BNASIM-K
QC Batch Number: 15056
Prep Method: SW846 3510C
Analytical Method: 8270C-SIM

QC Type	Client Sample ID	Lab Sample ID
MB	svog1945-54MB	svog1945-54MB
LCS	svog1945-54LCS	svog1945-54LCS
LCSD	svog1945-54LCSD	svog1945-54LCSD

Client Sample ID	Lab Sample ID	MB ID
HA-2	876966-006	MB

Client Sample ID	Lab Sample ID	MB ID
HA-3	876966-008	MB

Test Name	Method Blank Result	Conc	LCS Spiked Conc	LCS Recovery Conc	%	C	LCSD Spiked Conc	LCSD Recovery Conc	%	C	LCS/LCSD RPD %	C	LCS/LCSD Control Limits LCL %	UCL %	RPD %	Parent Sample Number	Parent Result Conc	MS Spiked Conc	MS Recovery Conc	%	C	MSD Spiked Conc	MSD Recovery Conc	%	C	MS/MSD RPD %	C	MS/MSD Control Limits LCL %	UCL %	RPD %
1-Methylnaphthalene	<	0.011	0.20	0.18	86		0.20	0.17	85		2.8		41	136	28	---		---	---	---	---		---	---	---		---		---	---	---
2-Methylnaphthalene	<	0.012	0.20	0.18	90		0.20	0.18	88		2.3		40	138	26	---		---	---	---	---		---	---	---		---		---	---	---
Acenaphthene	<	0.0086	0.20	0.19	95		0.20	0.19	93		2.5		40	126	23	---		---	---	---	---		---	---	---		---		---	---	---
Acenaphthylene	<	0.0086	0.20	0.19	96		0.20	0.19	93		3.1		39	127	24	---		---	---	---	---		---	---	---		---		---	---	---
Anthracene	<	0.012	0.20	0.23	114		0.20	0.22	108		5.3		39	139	27	---		---	---	---	---		---	---	---		---		---	---	---
Benzo(a)anthracene	<	0.017	0.20	0.24	122		0.20	0.24	118		3.4		48	146	20	---		---	---	---	---		---	---	---		---		---	---	---
Benzo(a)pyrene	<	0.019	0.20	0.31	157	&	0.20	0.31	156	&	1.1		61	136	20	---		---	---	---	---		---	---	---		---		---	---	---
Benzo(b)fluoranthene	<	0.017	0.20	0.31	156	&	0.20	0.32	162	&	4.1		51	141	20	---		---	---	---	---		---	---	---		---		---	---	---
Benzo(ghi)perylene	<	0.02	0.20	0.29	147	&	0.20	0.3	148	&	0.8		57	136	20	---		---	---	---	---		---	---	---		---		---	---	---
Benzo(k)fluoranthene	<	0.02	0.20	0.31	153	&	0.20	0.29	146		4.7		61	149	20	---		---	---	---	---		---	---	---		---		---	---	---
Chrysene	<	0.02	0.20	0.22	111		0.20	0.22	109		1.6		61	150	20	---		---	---	---	---		---	---	---		---		---	---	---
Dibenz(a,h)anthracene	<	0.02	0.20	0.3	151	&	0.20	0.3	148		2.3		46	150	20	---		---	---	---	---		---	---	---		---		---	---	---
Fluoranthene	<	0.016	0.20	0.24	120		0.20	0.23	117		2.4		48	145	20	---		---	---	---	---		---	---	---		---		---	---	---
Fluorene	<	0.0096	0.20	0.2	101		0.20	0.2	98		2.6		40	131	25	---		---	---	---	---		---	---	---		---		---	---	---
Indeno(1,2,3-cd)pyrene	<	0.02	0.20	0.3	148	&	0.20	0.29	147	&	0.7		54	143	20	---		---	---	---	---		---	---	---		---		---	---	---
Naphthalene	<	0.013	0.20	0.18	88		0.20	0.17	86		1.9		45	131	30	---		---	---	---	---		---	---	---		---		---	---	---
Phenanthrene	<	0.012	0.20	0.22	111		0.20	0.21	107		2.8		40	131	25	---		---	---	---	---		---	---	---		---		---	---	---
Pyrene	<	0.015	0.20	0.22	112		0.20	0.22	112		0.1		55	135	20	---		---	---	---	---		---	---	---		---		---	---	---
Nitrobenzene-d5		90%	---	---	92		---	---	90		---		10	150	---	---		---	---	---	---		---	---	---		---		---	---	---
2-Fluorobiphenyl		82%	---	---	85		---	---	82		---		20	111	---	---		---	---	---	---		---	---	---		---		---	---	---
Terphenyl-d14		106%	---	---	108		---	---	108		---		44	115	---	---		---	---	---	---		---	---	---		---		---	---	---

Conc = ug/L unless otherwise noted
C = QC Code, see Qualifer Sheet
Parent Result is reported down to MDL in order to allow Validation of this worksheet
The %R and RPD results are calculated from raw data values with more significant figures than are reported on this form.

Report Date: 10/16/2006
QC Batch Number: 15056

Pace Analytical Services, Inc.

1241 Bellevue Street
Green Bay, WI 54302
920-469-2436
Fax: 920-469-8827

QC Summary

Batch: 876966
Lab Section: BNASIM
QC Batch Number: 15064
Prep Method: SW846 3545
Analytical Method: 8270C-SIM

QC Type	Client Sample ID	Lab Sample ID
MB	2034-02MB	2034-02MB
LCS	2034-02LCS	2034-02LCS
LCSD	2034-02LCSD	2034-02LCSD
MS	876774-007MS	876774-007MS
MSD	876774-007MSD	876774-007MSD

Client Sample ID	Lab Sample ID	MB ID
KSB-19-5'-7'	876966-001	MB
HA-1	876966-004	MB
DUP	876966-007	MB
MW-601-8'-9'	876966-002	MB
HA-2	876966-006	MB
HA-3	876966-008	MB

Test Name	Method Blank Result Conc	LCS Spiked Conc	LCS Recovery Conc	LCS Recovery %	C	LCSD Spiked Conc	LCSD Recovery Conc	LCSD Recovery %	C	LCS/LCSD RPD %	C	LCS/LCSD Control Limits LCL %	UCL %	RPD %	Parent Sample Number	Parent Result Conc	MS Spiked Conc	MS Recovery Conc	MS Recovery %	C	MSD Spiked Conc	MSD Recovery Conc	MSD Recovery %	C	MS/MSD RPD %	C	MS/MSD Control Limits LCL %	UCL %	RPD %
Acenaphthene	< 3	500.0	356.3	71		500.0	399	80		11.3		47	143	20	876774-007	< 3	513.0	250.4	49		513.0	233.4	45		7.0		44	123	27
Acenaphthylene	< 2.9	500.0	359.2	72		500.0	406	81		12.2		56	134	20	876774-007	< 3	513.0	255.2	50		513.0	231.5	45		9.7		45	128	20
Anthracene	< 3.6	500.0	385	77		500.0	421.9	84		9.2		45	147	23	876774-007	< 3.7	513.0	267.5	52		513.0	257.4	50		3.8		27	152	57
Benzo(a)anthracene	< 5.3	500.0	399	80		500.0	413.3	83		3.5		50	140	20	876774-007	< 5.4	513.0	283.9	55		513.0	266.4	52		6.3		36	139	46
Benzo(a)pyrene	< 2.9	500.0	496.4	99		500.0	512.8	103		3.3		61	141	20	876774-007	< 2.9	513.0	342.1	67		513.0	319.2	62		6.9		34	147	28
Benzo(b)fluoranthene	< 2.8	500.0	471.2	94		500.0	478.6	96		1.6		55	141	20	876774-007	< 2.9	513.0	325.8	64		513.0	305	59		6.6		34	152	32
Benzo(ghi)perylene	< 3.6	500.0	498.7	100		500.0	513.8	103		3.0		42	142	20	876774-007	< 3.7	513.0	341.2	67		513.0	316.7	62		7.5		10	142	26
Benzo(k)fluoranthene	< 3.1	500.0	478.3	96		500.0	506.4	101		5.7		53	155	20	876774-007	< 3.1	513.0	330.2	64		513.0	307.6	60		7.1		25	159	27
Chrysene	< 4.4	500.0	407.5	81		500.0	419	84		2.8		57	135	20	876774-007	< 4.5	513.0	285.9	56		513.0	269.4	53		5.9		35	139	35
Dibenz(a,h)anthracene	< 2.8	500.0	517.6	104		500.0	538.5	108		4.0		54	148	20	876774-007	< 2.8	513.0	358.4	70		513.0	330.8	64		8.0		26	147	26
Fluoranthene	< 2.9	500.0	410.1	82		500.0	441.2	88		7.3		54	139	20	876774-007	< 3	513.0	287.7	56		513.0	271.9	53		5.6		18	169	43
Fluorene	< 3.4	500.0	396.9	79		500.0	446	89		11.6		48	139	21	876774-007	< 3.5	513.0	275.3	54		513.0	266.5	52		3.3		41	131	26
Indeno(1,2,3-cd)pyrene	< 2.5	500.0	504.9	101		500.0	524.1	105		3.7		49	147	21	876774-007	< 2.6	513.0	349.2	68		513.0	320.8	63		8.5		17	145	29
Naphthalene	< 4	500.0	347.5	69		500.0	396.1	79		13.1		48	131	27	876774-007	< 4.1	513.0	250.4	49		513.0	197.5	39		23.6		30	131	29
Phenanthrene	< 2.9	500.0	373.1	75		500.0	405.3	81		8.3		52	134	20	876774-007	< 3	513.0	259.9	51		513.0	245.6	48		5.7		21	151	36
Pyrene	< 2.5	500.0	382.7	77		500.0	404	81		5.4		49	144	20	876774-007	< 2.5	513.0	275.2	54		513.0	255.5	50		7.4		10	206	46
Nitrobenzene-d5	95%	---	---	76		---	---	83		---		10	141	---	876774-007	60%	---	---	52		---	---	43		---		10	141	---
2-Fluorobiphenyl	84%	---	---	68		---	---	74		---		10	161	---	876774-007	50%	---	---	45		---	---	43		---		10	161	---
Terphenyl-d14	99%	---	---	84		---	---	84		---		29	150	---	876774-007	58%	---	---	58		---	---	55		---		29	150	---

Conc = ug/Kg unless otherwise noted
C = QC Code, see Qualifer Sheet
Parent Result is reported down to MDL in order to allow Validation of this worksheet
The %R and RPD results are calculated from raw data values with more significant figures than are reported on this form.

Report Date: 10/16/2006
QC Batch Number: 15064

Sample Condition Upon Receipt

Pace Analytical

Client Name: Eth & Van Dyke

Project # 876966

Courier: ☐ Fed Ex ☑ UPS ☐ USPS ☐ Client ☐ Commercial ☐ Pace Other _____

Tracking #: _____

Optional
Proj. Due Date:
Proj. Name:

Custody Seal on Cooler/Box Present: ☐ yes ☑ no Seals intact: ☐ yes ☐ no

Packing Material: ☐ Bubble Wrap ☑ Bubble Bags ☐ None ☐ Other _____

Thermometer Used JB

Type of Ice: (Wet) Blue None ☐ Samples on ice, cooling process has begun

Cooler Temperature 0.5°C

Biological Tissue is Frozen: Yes No

Date and Initials of person examining contents: 10-6-06 60

Temp should be above freezing to 6°C

Comments: 10/6/06

		Comments
Chain of Custody Present:	☑Yes ☐No ☐N/A	1.
Chain of Custody Filled Out:	☑Yes ☐No ☐N/A	2.
Chain of Custody Relinquished:	☑Yes ☐No ☐N/A	3.
Sampler Name & Signature on COC:	☑Yes ☐No ☐N/A	4.
Samples Arrived within Hold Time:	☑Yes ☐No ☐N/A	5. Disp EnCore (25gr) #001 #002 PAST Hold 10-6-06 60
Short Hold Time Analysis (<72hr):	☑Yes ☐No ☐N/A	6.
Rush Turn Around Time Requested:	☐Yes ☐No ☑N/A	7.
Sufficient Volume:	☑Yes ☐No ☐N/A	8.
Correct Containers Used:	☑Yes ☐No ☐N/A	9.
-Pace Containers Used:	☑Yes ☐No ☐N/A	
Containers Intact:	☐Yes ☑No ☐N/A	10. #008- 4oz Poly w/ice Melt. Dry Wt From 4oz Amber 10/6/06 60
Filtered volume received for Dissolved tests	☐Yes ☐No ☑N/A	11.
Sample Labels match COC:	☑Yes ☐No ☐N/A	12.
-Includes date/time/ID/Analysis Matrix: S/WATER		
All containers needing preservation have been checked.	☐Yes ☐No ☑N/A	13.
All containers needing preservation are found to be in compliance with EPA recommendation.	☐Yes ☐No ☑N/A	
exceptions: VOA, coliform, TOC, O&G, WI-DRO (water)	☐Yes ☐No	Initial when completed / Lot # of added preservative
Samples checked for dechlorination:	☐Yes ☐No ☑N/A	14.
Headspace in VOA Vials (>6mm):	☐Yes ☑No ☐N/A	15.
Trip Blank Present:	☐Yes ☑No ☐N/A	16.
Trip Blank Custody Seals Present	☐Yes ☐No ☑N/A	
Pace Trip Blank Lot # (if purchased): _____		

Field Data Required? Y / N

Client Notification/ Resolution:

Person Contacted: _____ Date/Time: _____

Comments/ Resolution: #004, 4oz Poly w-ice melt T.S from 4oz Amber 10-6-06 60
Rec'd 1-4oz Amber For DUP1, which is crossed off COC. Rec'd Tod N. dispose 10-6-06 60

Project Manager Review: AH for TN **Date:** 10/19/06

Note: Whenever there is a discrepancy affecting North Carolina compliance samples, a copy of this form will be sent to the North Carolina DEHNR Certification Office (i.e out of hold, incorrect preservative, out of temp, incorrect containers)

F-ALLC003rev.3, 11September2006

(Please Print Clearly)

Company Name:	Foth and Van Dyke
Branch/Location:	Green Bay WI
Project Contact:	Janis ~~Kesy~~ Kesy
Phone:	920-496-6819
Project Number:	06W003
Project Name:	Eagle South
Project State:	Michigan
Sampled By (Print):	Jeffrey S. Lynch
Sampled By (Sign):	[signature]
PO #:	Regulatory Program:

Pace Analytical®
www.pacelabs.com

MN: 612-607-1700 WI: 920-469-2436

COC No. 013938

CHAIN OF CUSTODY

*Preservation Codes
A=None B=HCL C=H2SO4 D=HNO3 E=DI Water F=Methanol G=NaOH
H=Sodium Bisulfate Solution I=Sodium Thiosulfate J=Other

Quote #:	
Mail To Contact:	Janis Kesy
Mail To Company:	Foth and Van Dyke
Mail To Address:	2737 S. Ridge Rd Green Bay, WI 54307-9012
Invoice To Contact:	
Invoice To Company:	Same
Invoice To Address:	
Invoice To Phone:	

Data Package Options (billable)
- ☐ EPA Level III
- ☐ EPA Level IV

MS/MSD
- ☐ On your sample (billable)
- ☐ NOT needed on your sample

Matrix Codes
A = Air, B = Biota, C = Charcoal, O = Oil, S = Soil, Sl = Sludge, W = Water, DW = Drinking Water, GW = Ground Water, SW = Surface Water, WW = Waste Water, WP = Wipe

PACE LAB #	CLIENT FIELD ID	COLLECTION DATE	COLLECTION TIME	MATRIX	FILTERED? (YES/NO) Y/N	PRESERVATION (CODE)* Pick Letter	VOA	DRYWT.	PAH	OPAH	VOA	SPLP PAH	CLIENT COMMENTS	LAB COMMENTS (Lab Use Only)	Profile #
001	KSB-19-5'-7'	10/4/06	12:30	Soil	N	A	X	X	X					1-25gr disp EnCore 1-4oz Poly 1-4oz Amber	
002	MW-601-8'-9'		11:00	Soil	N	A	X	X	X					2L Amber A 3-40ml B	
003	HA-1		15:00	SW	N	A	~~X~~	~~X~~		X	X			1-25gr disp EnCore 1-4oz Poly 1-4oz Amber	
004	HA-1		15:00	S	N	A	X	X	X					3-40ml B	
005	DUP-1		15:00	SW	N	A					X			1-25gr Disp EnCore 2-4oz Amber 1-4oz Poly 1-4oz Amber	
006	HA-2		16:00	S	N	A	X	X	X			X			
007	DUP		16:00	S	N	A	X	X	X						
	~~DUP-1~~		~~15:00~~	~~S~~											
008	HA-3		17:00	S	N	A	X	X	X			X		2-4oz Amber 1-4oz Poly	

Rush Turnaround Time Requested - Prelims
(Rush TAT subject to approval/surcharge)
Date Needed:

Transmit Prelim Rush Results by (complete what you want):

Email #1:	
Email #2:	
Telephone:	
Fax:	

Samples on HOLD are subject to special pricing and release of liability

Relinquished By:	Date/Time:	Received By:	Date/Time:
[signature]	10/4/06 17:30		
[signature]	10-6-06 1000	[signature]	10-6-06 1000

PACE Project No. 876966

Receipt Temp = 0.5 °C

Sample Receipt pH OK / Adjusted: NA

Cooler Custody Seal: Present / Not Present; Intact / Not Intact

Version 6.0 06/14/06

ORIGINAL

UPPER MIDWEST REGION
MN: 612-607-1700 WI: 920-469-2436

Pace Analytical®
www.pacelabs.com

CHAIN OF CUSTODY

COC No. 013938

(Please Print Clearly)	
Company Name:	Foth and Van Dyke
Branch/Location:	Green Bay WI
Project Contact:	Janis ~~Kesy~~ Kesy
Phone:	920-496-6819
Project Number:	06W003
Project Name:	Eagle South
Project State:	Michigan
Sampled By (Print):	Jeffrey S. Lynch
Sampled By (Sign):	[signature]
PO #:	Regulatory Program:

*Preservation Codes
A=None B=HCL C=H2SO4 D=HNO3 E=DI Water F=Methanol G=NaOH
H=Sodium Bisulfate Solution I=Sodium Thiosulfate J=Other

Quote #:	
Mail To Contact:	Janis Kesy
Mail To Company:	Foth and Van Dyke
Mail To Address:	27375 Ridge Rd Green Bay, WI 54307-9012
Invoice To Contact:	
Invoice To Company:	Same
Invoice To Address:	
Invoice To Phone:	

Data Package Options (billable)
- ☐ EPA Level III
- ☐ EPA Level IV

MS/MSD
- ☐ On your sample (billable)
- ☐ NOT needed on your sample

Matrix Codes
A = Air, B = Biota, C = Charcoal, O = Oil, S = Soil, Sl = Sludge, W = Water, DW = Drinking Water, GW = Ground Water, SW = Surface Water, WW = Waste Water, WP = Wipe

PACE LAB #	CLIENT FIELD ID	COLLECTION DATE	COLLECTION TIME	MATRIX	FILTERED? (YES/NO) Y/N	PRESERVATION (CODE)* Pick Letter	VOA	DRY WT	PAH	PAH	VOA	SPLP PAH	CLIENT COMMENTS	LAB COMMENTS (Lab Use Only)	Profile #
001	KSB-19-5'-7'	10/4/06	12:30	Soil	N	A	X	X	X					1-25gr disp EnCore 1-4oz Poly + Amber	
002	MW-601-8'-9'		11:00	Soil	N	A	X	X	X					2L Amber A 3-40ml B	
003	HA-1		15:00	SW	N	A	~~X~~	~~X~~		X	X			1-25gr disp EnCore 1-4oz Poly + Amber	
004	HA-1		15:00	S	N	A	X	X	X					3-40ml B	
005	DUP-1		15:00	~~SW~~ S	N	A					X			1-25gr Disp EnCore 2-4oz Amber 1-4oz Poly	
006	HA-2		16:00	S	N	A	X	X	X			X		1-4oz Amber	
007	DUP		16:00	S	N	A	X	X	X						
	~~DUP-1~~		~~15:00~~	~~S~~											
008	HA-3		17:00	S	N	A	X	X	X			X		2-4oz Amber 1-4oz Poly	

Rush Turnaround Time Requested - Prelims
(Rush TAT subject to approval/surcharge)
Date Needed:

Transmit Prelim Rush Results by (complete what you want):
Email #1:
Email #2:
Telephone:
Fax:

Samples on HOLD are subject to special pricing and release of liability

Relinquished By:	Date/Time:	Received By:	Date/Time:
[signature]	10/5/06 17:30		
[signature]	10-6-06 1000	[signature]	10-6-06 1000

PACE Project No. 876966
Receipt Temp = 0.5 °C
Sample Receipt pH OK / Adjusted: NA
Cooler Custody Seal: Present / Not Present; Intact / Not Intact

Version 6.0 06/14/06 ORIGINAL

Batch No. 877455

Pace Analytical®
www.pacelabs.com

Pace Analytical Services, Inc.
1241 Bellevue Street, Suite 9
Green Bay, WI 54302
Phone: 920.469.2436
Fax: 920.469.8827

November 16, 2006

Janis Kesy
Foth & Van Dyke
2737 South Ridge Road
Green Bay, WI 54304

Dear Ms. Kesy:

Enclosed is a report for the analysis of environmental samples and associated QC samples for the KEMC - Eagle South project (06W003). The samples were assigned to batch number 877455 for laboratory tracking purposes.

A table of the results has also been sent to you via e-mail.

If you have any questions regarding this data please call me at (608) 232-3300 ext. 302.

Sincerely,

Ellen Kn for Tod N.

Tod Noltemeyer
Project Manager

Pace Analytical®

1241 Bellevue Street, Suite 9
Green Bay, WI 54302
920-469-2436, Fax: 920-469-8827

Analytical Report Number: 877455

Client: FOTH & VAN DYKE

Lab Contact: Tod Noltemeyer

Project Name: KEMC - EAGLE SOUTH

Project Number: 06W003

Lab Sample Number	Field ID	Matrix	Collection Date
877455-001	SB-610A-S-5A	SOIL	09/13/06
877455-002	SB-611-S-3	SOIL	09/13/06
877455-003	SB-637-S-7	SOIL	09/13/06
877455-004	SB-612-S-3	SOIL	09/14/06
877455-005	DUP-13	SOIL	09/13/06
877455-006	SB-613-S-4	SOIL	09/14/06
877455-007	SB-614-S-4	SOIL	09/14/06
877455-008	SB-615-S-6	SOIL	09/15/06
877455-009	KSB-10-3	SOIL	09/14/06
877455-010	SB-623-S-3	SOIL	09/15/06
877455-011	DUP-15	SOIL	09/15/06
877455-012	KMW-6A-3-4	SOIL	10/04/06
877455-013	DUP-10-4	SOIL	10/04/06

I certify that the data contained in this Final Report has been generated and reviewed in accordance with approved methods and Laboratory Standard Operating Procedure. Exceptions, if any, are discussed in the accompanying sample comments. Release of this final report is authorized by Laboratory management, as is verified by the following signature. This report shall not be reproduced, except in full, without the written consent of Pace Analytical Services, Inc. The sample results relate only to the analytes of interest tested.

Aleedin for Tod N

Approval Signature

11/17/06

Date

Pace Analytical Services, Inc.

1241 Bellevue Street
Green Bay, WI 54302
920-469-2436

Analytical Report Number: 877455

Client : FOTH & VAN DYKE
Project Name : KEMC - EAGLE SOUTH
Project Number : 06W003
Field ID : SB-610A-S-5A

Matrix Type : SOIL
Collection Date : 09/13/06
Report Date : 11/15/06
Lab Sample Number : 877455-001

INORGANICS

Test	Result		MDL	EQL	Dil.	Units	Code	Anl Date	Prep Method	Anl Method
Leach Date - Conventionals	DONE				1			10/23/06	SW846 1311	SW846 1311
Arsenic - TCLP	0.038	U	0.038	1.0	1	mg/L		10/24/06	SW846 3010A	SW846 6010B
Barium - TCLP	0.65	B	0.0050	1.0	1	mg/L		10/24/06	SW846 3010A	SW846 6010B
Cadmium - TCLP	0.0037	U	0.0037	0.25	1	mg/L		10/24/06	SW846 3010A	SW846 6010B
Chromium - TCLP	0.0066	U	0.0066	0.25	1	mg/L		10/24/06	SW846 3010A	SW846 6010B
Lead - TCLP	0.017	U	0.017	1.0	1	mg/L		10/24/06	SW846 3010A	SW846 6010B
Mercury - TCLP	0.029	U	0.029	0.080	1	mg/L	H	10/25/06	SW846 7470A	SW846 7470A
Selenium - TCLP	0.042	U	0.042	1.0	1	mg/L		10/24/06	SW846 3010A	SW846 6010B
Silver - TCLP	0.013	U	0.013	0.25	1	mg/L		10/24/06	SW846 3010A	SW846 6010B

All soil results are reported on a dry weight basis unless otherwise noted.

Pace Analytical Services, Inc.

1241 Bellevue Street
Green Bay, WI 54302
920-469-2436

Analytical Report Number: 877455

Client : FOTH & VAN DYKE
Project Name : KEMC - EAGLE SOUTH
Project Number : 06W003
Field ID : SB-611-S-3

Matrix Type : SOIL
Collection Date : 09/13/06
Report Date : 11/15/06
Lab Sample Number : 877455-002

INORGANICS

Test	Result		MDL	EQL	Dil.	Units	Code	Anl Date	Prep Method	Anl Method
Leach Date - Conventionals	DONE				1			10/23/06	SW846 1311	SW846 1311
Arsenic - TCLP	0.038	U	0.038	1.0	1	mg/L		10/24/06	SW846 3010A	SW846 6010B
Barium - TCLP	0.62	B	0.0050	1.0	1	mg/L		10/24/06	SW846 3010A	SW846 6010B
Cadmium - TCLP	0.0037	U	0.0037	0.25	1	mg/L		10/24/06	SW846 3010A	SW846 6010B
Chromium - TCLP	0.020	B	0.0066	0.25	1	mg/L		10/24/06	SW846 3010A	SW846 6010B
Lead - TCLP	0.017	U	0.017	1.0	1	mg/L		10/24/06	SW846 3010A	SW846 6010B
Mercury - TCLP	0.029	U	0.029	0.080	1	mg/L	H	10/25/06	SW846 7470A	SW846 7470A
Selenium - TCLP	0.042	U	0.042	1.0	1	mg/L		10/24/06	SW846 3010A	SW846 6010B
Silver - TCLP	0.013	U	0.013	0.25	1	mg/L		10/24/06	SW846 3010A	SW846 6010B

All soil results are reported on a dry weight basis unless otherwise noted.

Pace Analytical Services, Inc.

1241 Bellevue Street
Green Bay, WI 54302
920-469-2436

Analytical Report Number: 877455

Client : FOTH & VAN DYKE
Project Name : KEMC - EAGLE SOUTH
Project Number : 06W003
Field ID : SB-637-S-7

Matrix Type : SOIL
Collection Date : 09/13/06
Report Date : 11/15/06
Lab Sample Number : 877455-003

INORGANICS

Test	Result		MDL	EQL	Dil.	Units	Code	Anl Date	Prep Method	Anl Method
Leach Date - Conventionals	DONE				1			10/23/06	SW846 1311	SW846 1311
Arsenic - TCLP	0.038	U	0.038	1.0	1	mg/L		10/24/06	SW846 3010A	SW846 6010B
Barium - TCLP	0.49	B	0.0050	1.0	1	mg/L		10/24/06	SW846 3010A	SW846 6010B
Cadmium - TCLP	0.0037	U	0.0037	0.25	1	mg/L		10/24/06	SW846 3010A	SW846 6010B
Chromium - TCLP	0.0066	U	0.0066	0.25	1	mg/L		10/24/06	SW846 3010A	SW846 6010B
Lead - TCLP	0.017	U	0.017	1.0	1	mg/L		10/24/06	SW846 3010A	SW846 6010B
Mercury - TCLP	0.029	U	0.029	0.080	1	mg/L	H	10/25/06	SW846 7470A	SW846 7470A
Selenium - TCLP	0.042	U	0.042	1.0	1	mg/L		10/24/06	SW846 3010A	SW846 6010B
Silver - TCLP	0.013	U	0.013	0.25	1	mg/L		10/24/06	SW846 3010A	SW846 6010B

All soil results are reported on a dry weight basis unless otherwise noted.

Pace Analytical Services, Inc.

1241 Bellevue Street
Green Bay, WI 54302
920-469-2436

Analytical Report Number: 877455

Client : FOTH & VAN DYKE
Project Name : KEMC - EAGLE SOUTH
Project Number : 06W003
Field ID : SB-612-S-3

Matrix Type : SOIL
Collection Date : 09/14/06
Report Date : 11/15/06
Lab Sample Number : 877455-004

INORGANICS

Test	Result		MDL	EQL	Dil.	Units	Code	Anl Date	Prep Method	Anl Method
Leach Date - Conventionals	DONE				1			10/23/06	SW846 1311	SW846 1311
Arsenic - TCLP	0.038	U	0.038	1.0	1	mg/L		10/24/06	SW846 3010A	SW846 6010B
Barium - TCLP	0.54	B	0.0050	1.0	1	mg/L		10/24/06	SW846 3010A	SW846 6010B
Cadmium - TCLP	0.0037	U	0.0037	0.25	1	mg/L		10/24/06	SW846 3010A	SW846 6010B
Chromium - TCLP	0.025	B	0.0066	0.25	1	mg/L		10/24/06	SW846 3010A	SW846 6010B
Lead - TCLP	0.017	U	0.017	1.0	1	mg/L		10/24/06	SW846 3010A	SW846 6010B
Mercury - TCLP	0.029	U	0.029	0.080	1	mg/L	H	10/25/06	SW846 7470A	SW846 7470A
Selenium - TCLP	0.042	U	0.042	1.0	1	mg/L		10/24/06	SW846 3010A	SW846 6010B
Silver - TCLP	0.013	U	0.013	0.25	1	mg/L		10/24/06	SW846 3010A	SW846 6010B

All soil results are reported on a dry weight basis unless otherwise noted.

Pace Analytical Services, Inc.

1241 Bellevue Street
Green Bay, WI 54302
920-469-2436

Analytical Report Number: 877455

Client : FOTH & VAN DYKE
Project Name : KEMC - EAGLE SOUTH
Project Number : 06W003
Field ID : DUP-13

Matrix Type : SOIL
Collection Date : 09/13/06
Report Date : 11/15/06
Lab Sample Number : 877455-005

INORGANICS

Test	Result		MDL	EQL	Dil.	Units	Code	Anl Date	Prep Method	Anl Method
Leach Date - Conventionals	DONE				1			10/23/06	SW846 1311	SW846 1311
Aluminum	3400		0.40	6.1	1	mg/Kg		10/31/06	SW846 3050B	SW846 6020
Antimony	0.29		0.013	0.12	1	mg/Kg		11/14/06	3050B sec7.5	SW846 6020
Arsenic	1.2		0.018	0.12	1	mg/Kg		10/31/06	SW846 3050B	SW846 6020
Arsenic - TCLP	0.038	U	0.038	1.0	1	mg/L		10/24/06	SW846 3010A	SW846 6010B
Barium	5.8		0.0074	0.12	1	mg/Kg		10/31/06	SW846 3050B	SW846 6020
Barium - TCLP	0.51	B	0.0050	1.0	1	mg/L		10/24/06	SW846 3010A	SW846 6010B
Beryllium	0.54		0.0083	0.12	1	mg/Kg		10/31/06	SW846 3050B	SW846 6020
Boron	4.2	B	3.9	24	20	mg/Kg	N	10/31/06	SW846 3050B	SW846 6020
Cadmium	0.015	B	0.011	0.12	1	mg/Kg		10/31/06	SW846 3050B	SW846 6020
Cadmium - TCLP	0.0037	U	0.0037	0.25	1	mg/L		10/24/06	SW846 3010A	SW846 6010B
Chromium	7.7		0.020	0.12	1	mg/Kg		10/31/06	SW846 3050B	SW846 6020
Chromium - TCLP	0.0066	U	0.0066	0.25	1	mg/L		10/24/06	SW846 3010A	SW846 6010B
Cobalt	3.8		0.0043	0.12	1	mg/Kg		10/31/06	SW846 3050B	SW846 6020
Copper	9.0		0.014	0.12	1	mg/Kg		10/31/06	SW846 3050B	SW846 6020
Iron	27000		15	120	20	mg/Kg		10/31/06	SW846 3050B	SW846 6020
Lead	1.2		0.0044	0.10	1	mg/Kg		11/01/06	SW846 3050B	SW846 6020
Lead - TCLP	0.017	U	0.017	1.0	1	mg/L		10/24/06	SW846 3010A	SW846 6010B
Lithium	6.0		0.20	0.40	50	mg/kg		10/24/06	EPA 3020	EPA 6020
Magnesium	1700		0.31	61	1	mg/Kg		10/31/06	SW846 3050B	SW846 6020
Manganese	210		0.11	0.12	1	mg/Kg		10/31/06	SW846 3050B	SW846 6020
Mercury	0.012	B	0.0018	0.012	1	mg/Kg	A	10/26/06	SW846 7471A	SW846 7471A
Mercury - TCLP	0.029	U	0.029	0.080	1	mg/L	H	10/25/06	SW846 7470A	SW846 7470A
Molybdenum	0.55	B	0.023	1.2	1	mg/Kg		10/31/06	SW846 3050B	SW846 6020
Nickel	9.5		0.0094	0.12	1	mg/Kg		10/31/06	SW846 3050B	SW846 6020
Selenium	0.19		0.082	0.12	1	mg/Kg		10/31/06	SW846 3050B	SW846 6020
Selenium - TCLP	0.042	U	0.042	1.0	1	mg/L		10/24/06	SW846 3010A	SW846 6010B
Silver	0.045	B	0.0062	0.061	1	mg/Kg		11/14/06	3050B sec7.5	SW846 6020
Silver - TCLP	0.013	U	0.013	0.25	1	mg/L		10/24/06	SW846 3010A	SW846 6010B
Thallium	0.015	B	0.0072	0.12	1	mg/Kg		10/31/06	SW846 3050B	SW846 6020
Vanadium	11		0.011	0.12	1	mg/Kg		10/31/06	SW846 3050B	SW846 6020
Zinc	12		0.34	1.2	1	mg/Kg		10/31/06	SW846 3050B	SW846 6020
Cyanide, Total	0.33	U	0.33	0.63	1	mg/kg	H	10/19/06	SW846 9012A	SW846 9012A
Percent Solids	82.2		---	---	1	%		10/20/06	SM M2540G	SM M2540G
pH, Laboratory	6.4		0.10	0.10	1	su		10/24/06	SW846 9045C	SW846 9045C

All soil results are reported on a dry weight basis unless otherwise noted.

Pace Analytical Services, Inc.

1241 Bellevue Street
Green Bay, WI 54302
920-469-2436

Analytical Report Number: 877455

Client : FOTH & VAN DYKE
Project Name : KEMC - EAGLE SOUTH
Project Number : 06W003
Field ID : SB-613-S-4

Matrix Type : SOIL
Collection Date : 09/14/06
Report Date : 11/15/06
Lab Sample Number : 877455-006

INORGANICS

Test	Result		MDL	EQL	Dil.	Units	Code	Anl Date	Prep Method	Anl Method
Leach Date - Conventionals	DONE				1			10/23/06	SW846 1311	SW846 1311
Arsenic - TCLP	0.038	U	0.038	1.0	1	mg/L		10/24/06	SW846 3010A	SW846 6010B
Barium - TCLP	0.80	B	0.0050	1.0	1	mg/L		10/24/06	SW846 3010A	SW846 6010B
Cadmium - TCLP	0.0037	U	0.0037	0.25	1	mg/L		10/24/06	SW846 3010A	SW846 6010B
Chromium - TCLP	0.0066	U	0.0066	0.25	1	mg/L		10/24/06	SW846 3010A	SW846 6010B
Lead - TCLP	0.017	U	0.017	1.0	1	mg/L		10/24/06	SW846 3010A	SW846 6010B
Mercury - TCLP	0.029	U	0.029	0.080	1	mg/L	H	10/25/06	SW846 7470A	SW846 7470A
Selenium - TCLP	0.042	U	0.042	1.0	1	mg/L		10/24/06	SW846 3010A	SW846 6010B
Silver - TCLP	0.013	U	0.013	0.25	1	mg/L		10/24/06	SW846 3010A	SW846 6010B

All soil results are reported on a dry weight basis unless otherwise noted.

Pace Analytical Services, Inc.

1241 Bellevue Street
Green Bay, WI 54302
920-469-2436

Analytical Report Number: 877455

Client : FOTH & VAN DYKE
Project Name : KEMC - EAGLE SOUTH
Project Number : 06W003
Field ID : SB-614-S-4

Matrix Type : SOIL
Collection Date : 09/14/06
Report Date : 11/15/06
Lab Sample Number : 877455-007

INORGANICS

Test	Result		MDL	EQL	Dil.	Units	Code	Anl Date	Prep Method	Anl Method
Leach Date - Conventionals	DONE				1			10/23/06	SW846 1311	SW846 1311
Arsenic - TCLP	0.038	U	0.038	1.0	1	mg/L		10/24/06	SW846 3010A	SW846 6010B
Barium - TCLP	0.59	B	0.0050	1.0	1	mg/L		10/24/06	SW846 3010A	SW846 6010B
Cadmium - TCLP	0.0037	U	0.0037	0.25	1	mg/L		10/24/06	SW846 3010A	SW846 6010B
Chromium - TCLP	0.0066	U	0.0066	0.25	1	mg/L		10/24/06	SW846 3010A	SW846 6010B
Lead - TCLP	0.017	U	0.017	1.0	1	mg/L		10/24/06	SW846 3010A	SW846 6010B
Mercury - TCLP	0.029	U	0.029	0.080	1	mg/L	H	10/25/06	SW846 7470A	SW846 7470A
Selenium - TCLP	0.042	U	0.042	1.0	1	mg/L		10/24/06	SW846 3010A	SW846 6010B
Silver - TCLP	0.013	U	0.013	0.25	1	mg/L		10/24/06	SW846 3010A	SW846 6010B

All soil results are reported on a dry weight basis unless otherwise noted.

Pace Analytical Services, Inc.

1241 Bellevue Street
Green Bay, WI 54302
920-469-2436

Analytical Report Number: 877455

Client : FOTH & VAN DYKE
Project Name : KEMC - EAGLE SOUTH
Project Number : 06W003
Field ID : SB-615-S-6

Matrix Type : SOIL
Collection Date : 09/15/06
Report Date : 11/15/06
Lab Sample Number : 877455-008

INORGANICS

Test	Result		MDL	EQL	Dil.	Units	Code	Anl Date	Prep Method	Anl Method
Leach Date - Conventionals	DONE				1			10/23/06	SW846 1311	SW846 1311
Arsenic - TCLP	0.038	U	0.038	1.0	1	mg/L		10/24/06	SW846 3010A	SW846 6010B
Barium - TCLP	0.54	B	0.0050	1.0	1	mg/L		10/24/06	SW846 3010A	SW846 6010B
Cadmium - TCLP	0.0037	U	0.0037	0.25	1	mg/L		10/24/06	SW846 3010A	SW846 6010B
Chromium - TCLP	0.040	B	0.0066	0.25	1	mg/L		10/24/06	SW846 3010A	SW846 6010B
Lead - TCLP	0.017	U	0.017	1.0	1	mg/L		10/24/06	SW846 3010A	SW846 6010B
Mercury - TCLP	0.029	U	0.029	0.080	1	mg/L	H	10/25/06	SW846 7470A	SW846 7470A
Selenium - TCLP	0.042	U	0.042	1.0	1	mg/L		10/24/06	SW846 3010A	SW846 6010B
Silver - TCLP	0.013	U	0.013	0.25	1	mg/L		10/24/06	SW846 3010A	SW846 6010B

All soil results are reported on a dry weight basis unless otherwise noted.

Pace Analytical Services, Inc.

1241 Bellevue Street
Green Bay, WI 54302
920-469-2436

Analytical Report Number: 877455

Client : FOTH & VAN DYKE
Project Name : KEMC - EAGLE SOUTH
Project Number : 06W003
Field ID : KSB-10-3

Matrix Type : SOIL
Collection Date : 09/14/06
Report Date : 11/15/06
Lab Sample Number : 877455-009

INORGANICS

Test	Result		MDL	EQL	Dil.	Units	Code	Anl Date	Prep Method	Anl Method
Leach Date - Conventionals	DONE				1			10/23/06	SW846 1311	SW846 1311
Arsenic - TCLP	0.038	U	0.038	1.0	1	mg/L		10/24/06	SW846 3010A	SW846 6010B
Barium - TCLP	0.40	B	0.0050	1.0	1	mg/L		10/24/06	SW846 3010A	SW846 6010B
Cadmium - TCLP	0.0037	U	0.0037	0.25	1	mg/L		10/24/06	SW846 3010A	SW846 6010B
Chromium - TCLP	0.0066	U	0.0066	0.25	1	mg/L		10/24/06	SW846 3010A	SW846 6010B
Lead - TCLP	0.017	U	0.017	1.0	1	mg/L		10/24/06	SW846 3010A	SW846 6010B
Mercury - TCLP	0.029	U	0.029	0.080	1	mg/L	H	10/25/06	SW846 7470A	SW846 7470A
Selenium - TCLP	0.042	U	0.042	1.0	1	mg/L		10/24/06	SW846 3010A	SW846 6010B
Silver - TCLP	0.013	U	0.013	0.25	1	mg/L		10/24/06	SW846 3010A	SW846 6010B

All soil results are reported on a dry weight basis unless otherwise noted.

Pace Analytical Services, Inc.

1241 Bellevue Street
Green Bay, WI 54302
920-469-2436

Analytical Report Number: 877455

Client : FOTH & VAN DYKE
Project Name : KEMC - EAGLE SOUTH
Project Number : 06W003
Field ID : SB-623-S-3

Matrix Type : SOIL
Collection Date : 09/15/06
Report Date : 11/15/06
Lab Sample Number : 877455-010

INORGANICS

Test	Result		MDL	EQL	Dil.	Units	Code	Anl Date	Prep Method	Anl Method
Leach Date - Conventionals	DONE				1			10/23/06	SW846 1311	SW846 1311
Arsenic - TCLP	0.038	U	0.038	1.0	1	mg/L		10/24/06	SW846 3010A	SW846 6010B
Barium - TCLP	0.45	B	0.0050	1.0	1	mg/L		10/24/06	SW846 3010A	SW846 6010B
Cadmium - TCLP	0.0037	U	0.0037	0.25	1	mg/L		10/24/06	SW846 3010A	SW846 6010B
Chromium - TCLP	0.029	B	0.0066	0.25	1	mg/L		10/24/06	SW846 3010A	SW846 6010B
Lead - TCLP	0.017	U	0.017	1.0	1	mg/L		10/24/06	SW846 3010A	SW846 6010B
Mercury - TCLP	0.029	U	0.029	0.080	1	mg/L	H	10/25/06	SW846 7470A	SW846 7470A
Selenium - TCLP	0.042	U	0.042	1.0	1	mg/L		10/24/06	SW846 3010A	SW846 6010B
Silver - TCLP	0.013	U	0.013	0.25	1	mg/L		10/24/06	SW846 3010A	SW846 6010B

All soil results are reported on a dry weight basis unless otherwise noted.

Pace Analytical Services, Inc.

1241 Bellevue Street
Green Bay, WI 54302
920-469-2436

Analytical Report Number: 877455

Client : FOTH & VAN DYKE
Project Name : KEMC - EAGLE SOUTH
Project Number : 06W003
Field ID : DUP-15

Matrix Type : SOIL
Collection Date : 09/15/06
Report Date : 11/15/06
Lab Sample Number : 877455-011

INORGANICS

Test	Result		MDL	EQL	Dil.	Units	Code	Ani Date	Prep Method	Ani Method
Leach Date - Conventionals	DONE				1			10/23/06	SW846 1311	SW846 1311
Aluminum	4700		0.35	5.3	1	mg/Kg		10/31/06	SW846 3050B	SW846 6020
Antimony	0.61		0.012	0.11	1	mg/Kg		11/14/06	3050B sec7.5	SW846 6020
Arsenic	3.8		0.015	0.11	1	mg/Kg		10/31/06	SW846 3050B	SW846 6020
Arsenic - TCLP	0.038	U	0.038	1.0	1	mg/L		10/25/06	SW846 3010A	SW846 6010B
Barium	11		0.0064	0.11	1	mg/Kg		10/31/06	SW846 3050B	SW846 6020
Barium - TCLP	0.53	B	0.0050	1.0	1	mg/L		10/25/06	SW846 3010A	SW846 6010B
Beryllium	0.46		0.0072	0.11	1	mg/Kg		10/31/06	SW846 3050B	SW846 6020
Boron	3.4	U	3.4	21	20	mg/Kg		10/31/06	SW846 3050B	SW846 6020
Cadmium	0.0097	U	0.0097	0.11	1	mg/Kg		10/31/06	SW846 3050B	SW846 6020
Cadmium - TCLP	0.0037	U	0.0037	0.25	1	mg/L		10/25/06	SW846 3010A	SW846 6010B
Chromium	12		0.017	0.11	1	mg/Kg		10/31/06	SW846 3050B	SW846 6020
Chromium - TCLP	0.023	B	0.0066	0.25	1	mg/L		10/25/06	SW846 3010A	SW846 6010B
Cobalt	8.6		0.0037	0.11	1	mg/Kg		10/31/06	SW846 3050B	SW846 6020
Copper	37		0.012	0.11	1	mg/Kg		10/31/06	SW846 3050B	SW846 6020
Iron	16000		13	110	20	mg/Kg		10/31/06	SW846 3050B	SW846 6020
Lead	5.5		0.0044	0.10	1	mg/Kg		11/01/06	SW846 3050B	SW846 6020
Lead - TCLP	0.017	U	0.017	1.0	1	mg/L		10/25/06	SW846 3010A	SW846 6010B
Lithium	19		0.13	0.26	50	mg/kg		10/24/06	EPA 3020	EPA 6020
Magnesium	2800		0.27	53	1	mg/Kg		10/31/06	SW846 3050B	SW846 6020
Manganese	170		0.096	0.11	1	mg/Kg		10/31/06	SW846 3050B	SW846 6020
Mercury	0.0052	B	0.0016	0.011	1	mg/Kg	A	10/26/06	SW846 7471A	SW846 7471A
Mercury - TCLP	0.029	U	0.029	0.080	1	mg/L	H	10/25/06	SW846 7470A	SW846 7470A
Molybdenum	0.56	B	0.020	1.1	1	mg/Kg		10/31/06	SW846 3050B	SW846 6020
Nickel	17		0.0081	0.11	1	mg/Kg		10/31/06	SW846 3050B	SW846 6020
Selenium	0.32		0.072	0.11	1	mg/Kg		10/31/06	SW846 3050B	SW846 6020
Selenium - TCLP	0.042	U	0.042	1.0	1	mg/L		10/25/06	SW846 3010A	SW846 6010B
Silver	0.060		0.0054	0.053	1	mg/Kg		11/14/06	3050B sec7.5	SW846 6020
Silver - TCLP	0.013	U	0.013	0.25	1	mg/L		10/25/06	SW846 3010A	SW846 6010B
Thallium	0.042	B	0.0062	0.11	1	mg/Kg		10/31/06	SW846 3050B	SW846 6020
Vanadium	12		0.0092	0.11	1	mg/Kg		10/31/06	SW846 3050B	SW846 6020
Zinc	23		0.30	1.1	1	mg/Kg		10/31/06	SW846 3050B	SW846 6020
Cyanide, Total	0.18	U	0.18	0.35	1	mg/kg	H	10/19/06	SW846 9012A	SW846 9012A
Percent Solids	94.7		—	—	1	%		10/20/06	SM M2540G	SM M2540G
pH, Laboratory	7.8		0.10	0.10	1	su		10/24/06	SW846 9045C	SW846 9045C

All soil results are reported on a dry weight basis unless otherwise noted.

Pace Analytical Services, Inc.

1241 Bellevue Street
Green Bay, WI 54302
920-469-2436

Analytical Report Number: 877455

Client : FOTH & VAN DYKE
Project Name : KEMC - EAGLE SOUTH
Project Number : 06W003
Field ID : KMW-6A-3-4

Matrix Type : SOIL
Collection Date : 10/04/06
Report Date : 11/15/06
Lab Sample Number : 877455-012

INORGANICS

Test	Result		MDL	EQL	Dil.	Units	Code	Anl Date	Prep Method	Anl Method
Leach Date	DONE				1			10/25/06	SW846 1312	SW846 1312
Leach Date - Conventionals	DONE				1			10/23/06	SW846 1311	SW846 1311
Aluminum	2100		0.34	5.1	1	mg/Kg		10/31/06	SW846 3050B	SW846 6020
Antimony	0.35		0.011	0.10	1	mg/Kg		11/14/06	3050B sec7.5	SW846 6020
Arsenic	12		0.015	0.10	1	mg/Kg		10/31/06	SW846 3050B	SW846 6020
Arsenic - SPLP	7.6	U			1	ug/L		10/27/06	SW846 3010A	SW846 6010B
Arsenic - TCLP	0.038	U	0.038	1.0	1	mg/L		10/25/06	SW846 3010A	SW846 6010B
Barium	3.0		0.0063	0.10	1	mg/Kg		10/31/06	SW846 3050B	SW846 6020
Barium - SPLP	80				1	ug/L		10/27/06	SW846 3010A	SW846 6010B
Barium - TCLP	0.41	B	0.0050	1.0	1	mg/L		10/25/06	SW846 3010A	SW846 6010B
Beryllium	0.38		0.0070	0.10	1	mg/Kg		10/31/06	SW846 3050B	SW846 6020
Boron	3.3	U	3.3	21	20	mg/Kg		10/31/06	SW846 3050B	SW846 6020
Cadmium	0.022	B	0.0094	0.10	1	mg/Kg	A	10/31/06	SW846 3050B	SW846 6020
Cadmium - SPLP	0.74	U			1	ug/L		10/27/06	SW846 3010A	SW846 6010B
Cadmium - TCLP	0.0037	U	0.0037	0.25	1	mg/L		10/25/06	SW846 3010A	SW846 6010B
Chromium	50		0.017	0.10	1	mg/Kg		10/31/06	SW846 3050B	SW846 6020
Chromium - SPLP	1.3	U			1	ug/L		10/27/06	SW846 3010A	SW846 6010B
Chromium - TCLP	0.012	B	0.0066	0.25	1	mg/L		10/25/06	SW846 3010A	SW846 6010B
Cobalt	8.5		0.0036	0.10	1	mg/Kg		10/31/06	SW846 3050B	SW846 6020
Copper	29		0.011	0.10	1	mg/Kg		10/31/06	SW846 3050B	SW846 6020
Iron	30000		12	100	20	mg/Kg		10/31/06	SW846 3050B	SW846 6020
Lead	12000		0.88	20	200	mg/Kg		11/01/06	SW846 3050B	SW846 6020
Lead - SPLP	450				1	ug/L		10/27/06	SW846 3010A	SW846 6010B
Lead - TCLP	48		0.017	1.0	1	mg/L		10/25/06	SW846 3010A	SW846 6010B
Lithium	2.7		0.11	0.22	50	mg/kg		10/24/06	EPA 3020	EPA 6020
Magnesium	1100		0.26	51	1	mg/Kg		10/31/06	SW846 3050B	SW846 6020
Manganese	300		0.093	0.10	1	mg/Kg		10/31/06	SW846 3050B	SW846 6020
Mercury	0.25		0.0015	0.010	1	mg/Kg		10/26/06	SW846 7471A	SW846 7471A
Mercury - SPLP	0.072	U	0.072	0.20	1	ug/L		10/27/06	SW846 7470A	SW846 7470A
Mercury - TCLP	0.029	U	0.029	0.080	1	mg/L	H	10/25/06	SW846 7470A	SW846 7470A
Molybdenum	3.3		0.019	1.0	1	mg/Kg		10/31/06	SW846 3050B	SW846 6020
Nickel	14		0.0079	0.10	1	mg/Kg		10/31/06	SW846 3050B	SW846 6020
Selenium	0.30		0.069	0.10	1	mg/Kg		10/31/06	SW846 3050B	SW846 6020
Selenium - SPLP	8.3	U			1	ug/L		10/27/06	SW846 3010A	SW846 6010B
Selenium - TCLP	0.042	U	0.042	1.0	1	mg/L		10/25/06	SW846 3010A	SW846 6010B
Silver	0.037	B	0.0052	0.051	1	mg/Kg		11/14/06	3050B sec7.5	SW846 6020
Silver - SPLP	2.6	U			1	ug/L		10/27/06	SW846 3010A	SW846 6010B
Silver - TCLP	0.013	U	0.013	0.25	1	mg/L		10/25/06	SW846 3010A	SW846 6010B
Thallium	0.011	B	0.0061	0.10	1	mg/Kg		10/31/06	SW846 3050B	SW846 6020
Vanadium	11		0.0089	0.10	1	mg/Kg		10/31/06	SW846 3050B	SW846 6020
Zinc	19		0.29	1.0	1	mg/Kg		10/31/06	SW846 3050B	SW846 6020
Cyanide, Total	0.17	U	0.17	0.32	1	mg/kg	H*	10/19/06	SW846 9012A	SW846 9012A
Percent Solids	97.5		—	—	1	%		10/30/06	SM M2540G	SM M2540G
pH, Laboratory	5.2		0.10	0.10	1	su		10/24/06	SW846 9045C	SW846 9045C

All soil results are reported on a dry weight basis unless otherwise noted.

Pace Analytical Services, Inc.

Analytical Report Number: 877455

1241 Bellevue Street
Green Bay, WI 54302
920-469-2436

Client : FOTH & VAN DYKE
Project Name : KEMC - EAGLE SOUTH
Project Number : 06W003
Field ID : KMW-6A-3-4

Matrix Type : SOIL
Collection Date : 10/04/06
Report Date : 11/15/06
Lab Sample Number : 877455-012

PAH/PNA

Prep Date: 11/01/06

Analyte	Result		MDL	EQL	Dil.	Units	Code	Anal Date	Prep Method	Anl Method
Acenaphthene	210	U	210	1800	5	ug/Kg	KH	11/01/06	SW846 3545	8270C-SIM
Acenaphthylene	210	U	210	1800	5	ug/Kg	KH	11/01/06	SW846 3545	8270C-SIM
Anthracene	260	U	260	1800	5	ug/Kg	KH	11/01/06	SW846 3545	8270C-SIM
Benzo(a)anthracene	380	U	380	1800	5	ug/Kg	KH	11/01/06	SW846 3545	8270C-SIM
Benzo(a)pyrene	210	U	210	1800	5	ug/Kg	KH	11/01/06	SW846 3545	8270C-SIM
Benzo(b)fluoranthene	200	U	200	1800	5	ug/Kg	KH	11/01/06	SW846 3545	8270C-SIM
Benzo(ghi)perylene	260	U	260	1800	5	ug/Kg	KH	11/01/06	SW846 3545	8270C-SIM
Benzo(k)fluoranthene	220	U	220	1800	5	ug/Kg	KH	11/01/06	SW846 3545	8270C-SIM
Chrysene	310	U	310	1800	5	ug/Kg	KH	11/01/06	SW846 3545	8270C-SIM
Dibenz(a,h)anthracene	200	U	200	1800	5	ug/Kg	KH	11/01/06	SW846 3545	8270C-SIM
Fluoranthene	210	U	210	1800	5	ug/Kg	KH	11/01/06	SW846 3545	8270C-SIM
Fluorene	250	U	250	1800	5	ug/Kg	KH	11/01/06	SW846 3545	8270C-SIM
Indeno(1,2,3-cd)pyrene	180	U	180	1800	5	ug/Kg	KH	11/01/06	SW846 3545	8270C-SIM
Naphthalene	2600		290	1800	5	ug/Kg	KH	11/01/06	SW846 3545	8270C-SIM
Phenanthrene	220	J	210	1800	5	ug/Kg	KH	11/01/06	SW846 3545	8270C-SIM
Pyrene	180	U	180	1800	5	ug/Kg	KH	11/01/06	SW846 3545	8270C-SIM
Surrogate			**LCL**	**UCL**						
Nitrobenzene-d5	0.0		10	141	5	%	KH	11/01/06	SW846 3545	8270C-SIM
2-Fluorobiphenyl	0.0		10	161	5	%	KH	11/01/06	SW846 3545	8270C-SIM
Terphenyl-d14	0.0		29	150	5	%	KH	11/01/06	SW846 3545	8270C-SIM

SEMIVOLATILES - SPECIAL LIST - SIM

Prep Date: 11/01/06

Analyte	Result		MDL	EQL	Dil.	Units	Code	Anal Date	Prep Method	Anl Method
Acenaphthene	0.043	U	0.043	0.25	1	ug/L		11/03/06	SW846 3510C	8270C-SIM
Acenaphthylene	0.043	U	0.043	0.25	1	ug/L		11/03/06	SW846 3510C	8270C-SIM
Anthracene	0.061	U	0.061	0.25	1	ug/L		11/03/06	SW846 3510C	8270C-SIM
Benzo(a)anthracene	0.083	U	0.083	0.25	1	ug/L		11/03/06	SW846 3510C	8270C-SIM
Benzo(a)pyrene	0.097	U	0.097	0.25	1	ug/L		11/03/06	SW846 3510C	8270C-SIM
Benzo(b)fluoranthene	0.083	U	0.083	0.25	1	ug/L		11/03/06	SW846 3510C	8270C-SIM
Benzo(ghi)perylene	0.10	U	0.10	0.25	1	ug/L		11/03/06	SW846 3510C	8270C-SIM
Benzo(k)fluoranthene	0.10	U	0.10	0.25	1	ug/L		11/03/06	SW846 3510C	8270C-SIM
Chrysene	0.10	U	0.10	0.25	1	ug/L		11/03/06	SW846 3510C	8270C-SIM
Dibenz(a,h)anthracene	0.10	U	0.10	0.25	1	ug/L		11/03/06	SW846 3510C	8270C-SIM
Fluoranthene	0.082	U	0.082	0.25	1	ug/L		11/03/06	SW846 3510C	8270C-SIM
Fluorene	0.048	U	0.048	0.25	1	ug/L		11/03/06	SW846 3510C	8270C-SIM
Indeno(1,2,3-cd)pyrene	0.10	U	0.10	0.25	1	ug/L		11/03/06	SW846 3510C	8270C-SIM
Naphthalene	0.066	U	0.066	0.25	1	ug/L	B	11/03/06	SW846 3510C	8270C-SIM
Phenanthrene	0.060	U	0.060	0.25	1	ug/L		11/03/06	SW846 3510C	8270C-SIM
Pyrene	0.077	U	0.077	0.25	1	ug/L		11/03/06	SW846 3510C	8270C-SIM
Surrogate			**LCL**	**UCL**						
Nitrobenzene-d5	116		10	150	1	%		11/03/06	SW846 3510C	8270C-SIM
2-Fluorobiphenyl	103		20	111	1	%		11/03/06	SW846 3510C	8270C-SIM
Terphenyl-d14	194		44	115	1	%		11/03/06	SW846 3510C	8270C-SIM

PCB

Prep Date: 10/25/06

Analyte	Result		MDL	EQL	Dil.	Units	Code	Anal Date	Prep Method	Anl Method
Aroclor 1016	54	U	54	210	2	ug/Kg	K	10/31/06	SW846 3541	SW846 8082

All soil results are reported on a dry weight basis unless otherwise noted.

Pace Analytical Services, Inc.

1241 Bellevue Street
Green Bay, WI 54302
920-469-2436

Analytical Report Number: 877455

Client : FOTH & VAN DYKE
Project Name : KEMC - EAGLE SOUTH
Project Number : 06W003
Field ID : KMW-6A-3-4

Matrix Type : SOIL
Collection Date : 10/04/06
Report Date : 11/15/06
Lab Sample Number : 877455-012

Prep Date: 10/25/06

PCB

Analyte	Result		MDL	EQL	Dil.	Units	Code	Anal Date	Prep Method	Anl Method
Aroclor 1221	54	U	54	210	2	ug/Kg	K	10/31/06	SW846 3541	SW846 8082
Aroclor 1232	54	U	54	210	2	ug/Kg	K	10/31/06	SW846 3541	SW846 8082
Aroclor 1242	54	U	54	210	2	ug/Kg	K	10/31/06	SW846 3541	SW846 8082
Aroclor 1248	54	U	54	210	2	ug/Kg	K	10/31/06	SW846 3541	SW846 8082
Aroclor 1254	54	U	54	210	2	ug/Kg	K	10/31/06	SW846 3541	SW846 8082
Aroclor 1260	54	U	54	210	2	ug/Kg	K	10/31/06	SW846 3541	SW846 8082
Total PCBs	54	U	54	210	2	ug/Kg	K	10/31/06	SW846 3541	SW846 8082
Surrogate			**LCL**	**UCL**						
Tetrachloro-m-xylene	67		50	137	2	%		10/31/06	SW846 3541	SW846 8082
Decachlorobiphenyl	62		56	130	2	%		10/31/06	SW846 3541	SW846 8082

All soil results are reported on a dry weight basis unless otherwise noted.

Pace Analytical Services, Inc.

Analytical Report Number: 877455

1241 Bellevue Street
Green Bay, WI 54302
920-469-2436

Client : FOTH & VAN DYKE
Project Name : KEMC - EAGLE SOUTH
Project Number : 06W003
Field ID : DUP-10-4

Matrix Type : SOIL
Collection Date : 10/04/06
Report Date : 11/15/06
Lab Sample Number : 877455-013

INORGANICS

Test	Result	MDL	EQL	Dil.	Units	Code	Anl Date	Prep Method	Anl Method
Percent Solids	96.8	---	---	1	%		10/30/06	SM M2540G	SM M2540G

PAH/PNA

Prep Date: 11/01/06

Analyte	Result		MDL	EQL	Dil.	Units	Code	Anal Date	Prep Method	Anl Method
Acenaphthene	340	U	340	2800	5	ug/Kg	KH	11/01/06	SW846 3545	8270C-SIM
Acenaphthylene	330	U	330	2800	5	ug/Kg	KH	11/01/06	SW846 3545	8270C-SIM
Anthracene	400	U	400	2800	5	ug/Kg	KH	11/01/06	SW846 3545	8270C-SIM
Benzo(a)anthracene	600	U	600	2800	5	ug/Kg	KH	11/01/06	SW846 3545	8270C-SIM
Benzo(a)pyrene	330	U	330	2800	5	ug/Kg	KH	11/01/06	SW846 3545	8270C-SIM
Benzo(b)fluoranthene	320	U	320	2800	5	ug/Kg	KH	11/01/06	SW846 3545	8270C-SIM
Benzo(ghi)perylene	400	U	400	2800	5	ug/Kg	KH	11/01/06	SW846 3545	8270C-SIM
Benzo(k)fluoranthene	350	U	350	2800	5	ug/Kg	KH	11/01/06	SW846 3545	8270C-SIM
Chrysene	500	U	500	2800	5	ug/Kg	KH	11/01/06	SW846 3545	8270C-SIM
Dibenz(a,h)anthracene	310	U	310	2800	5	ug/Kg	KH	11/01/06	SW846 3545	8270C-SIM
Fluoranthene	330	U	330	2800	5	ug/Kg	KH	11/01/06	SW846 3545	8270C-SIM
Fluorene	390	U	390	2800	5	ug/Kg	KH	11/01/06	SW846 3545	8270C-SIM
Indeno(1,2,3-cd)pyrene	290	U	290	2800	5	ug/Kg	KH	11/01/06	SW846 3545	8270C-SIM
Naphthalene	4700		460	2800	5	ug/Kg	KH	11/01/06	SW846 3545	8270C-SIM
Phenanthrene	1400	J	330	2800	5	ug/Kg	KH	11/01/06	SW846 3545	8270C-SIM
Pyrene	280	U	280	2800	5	ug/Kg	KH	11/01/06	SW846 3545	8270C-SIM
Surrogate			**LCL**	**UCL**						
Nitrobenzene-d5	0.0		10	141	5	%	KH	11/01/06	SW846 3545	8270C-SIM
2-Fluorobiphenyl	0.0		10	161	5	%	KH	11/01/06	SW846 3545	8270C-SIM
Terphenyl-d14	0.0		29	150	5	%	KH	11/01/06	SW846 3545	8270C-SIM

PCB

Prep Date: 10/25/06

Analyte	Result		MDL	EQL	Dil.	Units	Code	Anal Date	Prep Method	Anl Method
Aroclor 1016	55	U	55	210	2	ug/Kg	K	10/31/06	SW846 3541	SW846 8082
Aroclor 1221	55	U	55	210	2	ug/Kg	K	10/31/06	SW846 3541	SW846 8082
Aroclor 1232	55	U	55	210	2	ug/Kg	K	10/31/06	SW846 3541	SW846 8082
Aroclor 1242	55	U	55	210	2	ug/Kg	K	10/31/06	SW846 3541	SW846 8082
Aroclor 1248	55	U	55	210	2	ug/Kg	K	10/31/06	SW846 3541	SW846 8082
Aroclor 1254	55	U	55	210	2	ug/Kg	K	10/31/06	SW846 3541	SW846 8082
Aroclor 1260	55	U	55	210	2	ug/Kg	K	10/31/06	SW846 3541	SW846 8082
Total PCBs	55	U	55	210	2	ug/Kg	K	10/31/06	SW846 3541	SW846 8082
Surrogate			**LCL**	**UCL**						
Tetrachloro-m-xylene	58		50	137	2	%		10/31/06	SW846 3541	SW846 8082
Decachlorobiphenyl	55		56	130	2	%	F	10/31/06	SW846 3541	SW846 8082

All soil results are reported on a dry weight basis unless otherwise noted.

Pace Analytical Services, Inc.

1241 Bellevue Street
Green Bay, WI 54302
920-469-2436
Fax: 920-469-8827

Lab Number	TestGroupID	Field ID	Comment
		SB-623-S-3	
		DUP-13	
		DUP-15	
		KMW-6A-3-4	
		KSB-10-3	
		SB-610A-S-5A	
		SB-611-S-3	
		SB-612-S-3	
		SB-613-S-4	
		DUP-10-4	
		SB-615-S-6	
		SB-637-S-7	
		SB-614-S-4	
877455	M-HG-S	All Samples	A - Analyte is detected in the method blank at a concentration of 0.0021 mg/Kg. This affects samples 877455-005 and 011.
877455	PCB-3541-S	All Samples	The ending continuing calibration standard failed QC limits low for the %D of Ar1260. This may be due to matrix interferences. Results may be biased low. Samples were run twice with the same results.
877455	PCB-3541-S	All Samples	The samples were diluted due to the presence of other chlorinated interferences.
877455	W-CN-S	All Samples	H - Analysis performed 22 days past hold for sample 005, 24 days past hold for sample 011 and 1 day past hold for sample 012.
877455-	M-CD-S	All Samples	A - Analyte is detected in the method blank at a concentration of 0.035 mg/Kg.
877455-	M-HG-T	All Samples	H - TCLP leach performed after hold time had expired for mercury.
877455-012	PAH-S	KMW-6A-3-4	H - Extraction performed 14 days past holding time. Sample received past hold time.
877455-013	PAH-S	DUP-10-4	H - Extraction performed 14 days past holding time. Sample received past hold time.

Qualifier Codes

Flag	Applies To	Explanation
A	Inorganic	Analyte is detected in the method blank. Method blank criteria is evaluated to the laboratory method detection limit. Additionally, method blank acceptance may be based on project specific criteria or determined from analyte concentrations in the sample and are evaluated on a sample by sample basis.
B	Inorganic	The analyte has been detected between the method detection limit and the reporting limit.
B	Organic	Analyte is present in the method blank. Method blank criteria is evaluated to the laboratory method detection limit. Additionally, method blank acceptance may be based on project specific criteria or determined from analyte concentrations in the sample and are evaluated on a sample by sample basis.
C	All	Elevated detection limit.
D	All	Analyte value from diluted analysis or surrogate result not applicable due to sample dilution.
E	Inorganic	Estimated concentration due to matrix interferences. During the metals analysis the serial dilution failed to meet the established control limits of 0-10%. The sample concentration is greater than 50 times the IDL for analysis done on the ICP or 100 times the IDL for analysis done on the ICP-MS. The result was flagged with the E qualifier to indicate that a physical interference was observed.
E	Organic	Analyte concentration exceeds calibration range.
F	Inorganic	Due to potential interferences for this analysis by Inductively Coupled Plasma techniques (SW-846 Method 6010), this analyte has been confirmed by and reported from an alternate method.
F	Organic	Surrogate results outside control criteria.
G	All	The result is estimated because the concentration is less than the lowest calibration standard concentration utilized in the initial calibration. The method detection limit is less than the reporting limit specified for this project.
H	All	Preservation, extraction or analysis performed past holding time.
HF	Inorganic	This test is considered a field parameter, and the recommended holding time is 15 minutes from collection. The analysis was performed in the laboratory beyond the recommended holding time.
J	All	Concentration detected equal to or greater than the method detection limit but less than the reporting limit.
K	Inorganic	Sample received unpreserved. Sample was either preserved at the time of receipt or at the time of sample preparation.
K	Organic	Detection limit may be elevated due to the presence of an unrequested analyte.
L	All	Elevated detection limit due to low sample volume.
M	Organic	Sample pH was greater than 2
N	All	Spiked sample recovery not within control limits.
O	Organic	Sample received overweight.
P	Organic	The relative percent difference between the two columns for detected concentrations was greater than 40%.
Q	All	The analyte has been detected between the limit of detection (LOD) and limit of quantitation (LOQ). The results are qualified due to the uncertainty of analyte concentrations within this range.
S	Organic	The relative percent difference between quantitation and confirmation columns exceeds internal quality control criteria. Because the result is unconfirmed, it has been reported as a non-detect with an elevated detection limit.
U	All	The analyte was not detected at or above the reporting limit.
V	All	Sample received with headspace.
W	All	A second aliquot of sample was analyzed from a container with headspace.
X	All	See Sample Narrative.
Z	Organics	This compound was separated in the check standard but it did not meet the resolution criteria as set forth in SW846.
&	All	Laboratory Control Spike recovery not within control limits.
*	All	Precision not within control limits.
+	Inorganic	The sample result is greater than four times the spike level: therefore, the percent recovery is not evaluated.
<	All	The analyte was not detected at or above the reporting limit.
1	Inorganic	Dissolved analyte or filtered analyte greater than total analyte; analyses passed QC based on precision criteria.
2	Inorganic	Dissolved analyte or filtered analyte greater than total analyte; analyses failed QC based on precision criteria.
3	Inorganic	BOD result is estimated due to the BOD blank exceeding the allowable oxygen depletion.
4	Inorganic	BOD duplicate precision not within control limits. Due to the 48 hour holding time for this test, it is not practical to reanalyze and try to correct the deficiency.
5	Inorganic	BOD result is estimated due to insufficient oxygen depletion. Due to the 48 hour holding time for this test, it is not practical to reanalyze and try to correct the deficiency.
6	Inorganic	BOD laboratory control sample not within control limits. Due to the 48 hour holding time for this test, it is not practical to reanalyze and try to correct the deficiency.
7	Inorganic	BOD result is estimated due to complete oxygen depletion. Due to the 48 hour holding time for this test, it is not practical to reanalyze and try to correct the deficiency.

Pace Analytical Services, Inc.

Analysis Summary by Laboratory

1241 Bellevue Street
Green Bay, WI 54302

Test Group Name	877455-001	877455-002	877455-003	877455-004	877455-005	877455-006	877455-007	877455-008	877455-009	877455-010	877455-011	877455-012	877455-013	
ALUMINUM					B						B	B		
ANTIMONY					B						B	B		
ARSENIC					B						B	B		
ARSENIC - SPLP												B		
ARSENIC - TCLP	B	B	B	B	B	B	B	B	B	B	B	B		
BARIUM					B						B	B		
BARIUM - SPLP												B		
BARIUM - TCLP	B	B	B	B	B	B	B	B	B	B	B	B		
BERYLLIUM					B						B	B		
BORON					B						B	B		
CADMIUM					B						B	B		
CADMIUM - SPLP												B		
CADMIUM - TCLP	B	B	B	B	B	B	B	B	B	B	B	B		
CHROMIUM					B						B	B		
CHROMIUM - SPLP												B		
CHROMIUM - TCLP	B	B	B	B	B	B	B	B	B	B	B	B		
COBALT					B						B	B		
COPPER					B						B	B		
CYANIDE, TOTAL					B						B	B		
IRON					B						B	B		
LEAD					B						B	B		
LEAD - SPLP												B		
LEAD - TCLP	B	B	B	B	B	B	B	B	B	B	B	B		
LITHIUM					M						M	M		
MAGNESIUM					B						B	B		
MANGANESE					B						B	B		
MERCURY					B						B	B		
MERCURY - SPLP												B		
MERCURY - TCLP	B	B	B	B	B	B	B	B	B	B	B	B		
MOLYBDENUM					B						B	B		
NICKEL					B						B	B		
PAH/PNA												B	B	
PCB												K	K	
PERCENT SOLIDS					B						B	B	B	
PH, LABORATORY					B						B	B		
SELENIUM					B						B	B		
SELENIUM - SPLP												B		
SELENIUM - TCLP	B	B	B	B	B	B	B	B	B	B	B	B		
SEMIVOLATILES - SPECIAL LIST - SI												B		
SILVER					B						B	B		
SILVER - SPLP												B		

Pace Analytical Services, Inc.

Analysis Summary by Laboratory

1241 Bellevue Street
Green Bay, WI 54302

Test Group Name	877455-001	877455-002	877455-003	877455-004	877455-005	877455-006	877455-007	877455-008	877455-009	877455-010	877455-011	877455-012	877455-013
SILVER - TCLP	B	B	B	B	B	B	B	B	B	B	B	B	
THALLIUM					B						B	B	
VANADIUM					B						B	B	
ZINC					B						B	B	

Code	Facility	Address	MI Certification
B	Green Bay Lab (Bellevue St)	1241 Bellevue Street, Suite 9 Green Bay, WI 54302	Not Certified
K	Kimberly Laboratory	1090 Kennedy Ave. Kimberly, WI 54136	Not Certified
M	Minnesota Laboratory	1700 Elm Street, Suite 200 Minneapolis, MN	Not Certified

Pace Analytical Services, Inc.

QC Summary

1241 Bellevue Street
Green Bay, WI 54302
920-469-2436
Fax: 920-469-8827

SDG: 877455
Lab Section: WETCHEM
QC Batch Number: 15466
Prep Method: SW846 9045C
Analytical Method: SW846 9045C

QC Type	Client Sample ID	Lab Sample ID
DUP	877553-011DUP	877553-011DUP

Client Sample ID	Lab Sample ID	
DUP-13	877455-005	MB
KMW-6A-3-4	877455-012	MB

Client Sample ID	Lab Sample ID	
DUP-15	877455-011	MB

Test Name	Method Blank Result Conc	LCS Spiked Conc	LCS Recovery Conc	%	C	LCSD Spiked Conc	LCSD Recovery Conc	%	C	LCS/LCSD RPD %	C	LCS/LCSD Control Limits LCL %	UCL %	RPD %	Parent Sample Number	Parent Result Conc	Lab Dup Conc	Lab Dup RPD %	C	Lab Dup RPD Limit %
pH, Laboratory	—	0	—	—		—	—	—		—		—	—	—	877553-011	7.000	7.07	1.0		20

Conc = su unless otherwise noted
C = QC Code, see Qualifer Sheet
Parent Result is reported down to MDL in order to allow Validation of this worksheet
The %R and RPD results are calculated from raw data values with more significant figures than are reported on this form.

Report Date: 11/15/2006
QC Batch Number: 15466

Pace Analytical Services, Inc.

QC Summary

1241 Bellevue Street
Green Bay, WI 54302
920-469-2436
Fax: 920-469-8827

Batch: 877455
Lab Section: WETCHEM
QC Batch Number: 15324
Prep Method: SW846 9012A
Analytical Method: SW846 9012A

QC Type	Client Sample ID	Lab Sample ID
MB	WCG2045-069MB	WCG2045-069MB
LCS	WCG2045-069MBLCS	WCG2045-069MBLCS
MS	KMW-6A-3-4MS	877455-012MS
MSD	KMW-6A-3-4MSD	877455-012MSD

Client Sample ID	Lab Sample ID	MB ID
DUP-13	877455-005	MB
KMW-6A-3-4	877455-012	MB

Client Sample ID	Lab Sample ID	MB ID
DUP-15	877455-011	MB

Test Name	Method Blank Result Conc	LCS Spiked Conc	LCS Recovery Conc	LCS Recovery %	LCS Recovery C	LCSD Spiked Conc	LCSD Recovery Conc	LCSD Recovery %	LCSD Recovery C	LCS/LCSD RPD %	LCS/LCSD RPD C	LCS/LCSD Control Limits LCL %	LCS/LCSD Control Limits UCL %	LCS/LCSD Control Limits RPD %	Parent Sample Number	Parent Result Conc	MS Spiked Conc	MS Recovery Conc	MS Recovery %	MS Recovery C	MSD Spiked Conc	MSD Recovery Conc	MSD Recovery %	MSD Recovery C	MS/MSD RPD %	MS/MSD RPD C	MS/MSD Control Limits LCL %	MS/MSD Control Limits UCL %	MS/MSD Control Limits RPD %
Cyanide, Total	< 0.31	3.0	2.9	97.5		—	—	---		---		81	119	20	877455-012	< 0.17	1.6	1.2	75.5		1.6	1.5	93.7		21.6	*	70	122	20

Conc = mg/kg unless otherwise noted
C = QC Code, see Qualifer Sheet
Parent Result is reported down to MDL in order to allow Validation of this worksheet
The %R and RPD results are calculated from raw data values with more significant figures than are reported on this form.

Report Date: 11/15/2006
QC Batch Number: 15324

Pace Analytical Services, Inc.

QC Summary

1241 Bellevue Street
Green Bay, WI 54302
920-469-2436
Fax: 920-469-8827

Batch: 877455
Lab Section: METALS
QC Batch Number: 15480
Prep Method: SW846 3010A
Analytical Method: SW846 6010B

QC Type	Client Sample ID	Lab Sample ID
MB	MBTMTG1984-70	MBTMTG1984-70
LCS	LCSTMTG1984-70	LCSTMTG1984-70
MS	877462-001MS	877462-001MS
MS	876361-004MS	876361-004MS
MSD	876361-004MSD	876361-004MSD

Client Sample ID	Lab Sample ID	MB ID
SB-610A-S-5A	877455-001	MB
SB-637-S-7	877455-003	MB
DUP-13	877455-005	MB
SB-614-S-4	877455-007	MB
KSB-10-3	877455-009	MB
DUP-15	877455-011	MB

Client Sample ID	Lab Sample ID	MB ID
SB-611-S-3	877455-002	MB
SB-612-S-3	877455-004	MB
SB-613-S-4	877455-006	MB
SB-615-S-6	877455-008	MB
SB-623-S-3	877455-010	MB
KMW-6A-3-4	877455-012	MB

Test Name	Method Blank Result	Conc	LCS Spiked Conc	LCS Recovery Conc	LCS Recovery %	C	LCSD Spiked Conc	LCSD Recovery Conc	LCSD Recovery %	C	LCS/LCSD RPD %	C	LCS/LCSD Control Limits LCL %	UCL %	RPD %	Parent Sample Number	Parent Result	Conc	MS Spiked Conc	MS Recovery Conc	MS Recovery %	C	MSD Spiked Conc	MSD Recovery Conc	MSD Recovery %	C	MS/MSD RPD %	C	MS/MSD Control Limits LCL %	UCL %	RPD %
Arsenic - TCLP	<	0.0076	0.50	0.49	97.9		---	---	---		---		80	120	20	876361-004	<	0.038	2.5	2.4	97.1		2.5	2.5	99.8		2.7		75	125	20
Barium - TCLP	<	0.001	0.50	0.5	100		---	---	---		---		80	120	20	876361-004		0.66	2.5	3.1	97.0		2.5	3.2	101.7		3.7		75	125	20
Cadmium - TCLP	<	0.00074	0.50	0.5	99.2		---	---	---		---		80	120	20	876361-004		0.0056	2.5	2.4	96.8		2.5	2.5	99.3		2.6		75	125	20
Chromium - TCLP	<	0.0013	0.50	0.49	97.8		---	---	---		---		80	120	20	876361-004		0.0082	2.5	2.4	95.8		2.5	2.4	96.9		1.2		75	125	20
Lead - TCLP	<	0.0034	0.50	0.49	97.1		---	---	---		---		80	120	20	876361-004		0.023	2.5	2.4	94.9		2.5	2.4	97.0		2.2		75	125	20
Selenium - TCLP	<	0.0083	0.50	0.48	96.0		---	---	---		---		80	120	20	876361-004	<	0.042	2.5	2.4	95.4		2.5	2.5	98.4		3.1		75	125	20
Silver - TCLP	<	0.0026	0.25	0.25	99.2		---	---	---		---		80	120	20	876361-004	<	0.013	1.2	1.2	98.0		1.2	1.3	101.1		3.2		75	125	20
Lead - TCLP	<	0.0034	0.50	0.49	97.1		---	---	---		---		80	120	20	877462-001		0.11	2.5	2.5	94.3		---	---	---		---		75	125	20

Conc = mg/L unless otherwise noted
C = QC Code, see Qualifer Sheet
Parent Result is reported down to MDL in order to allow Validation of this worksheet
The %R and RPD results are calculated from raw data values with more significant figures than are reported on this form.

Report Date: 11/15/2006
QC Batch Number: 15480

Pace Analytical Services, Inc.

1241 Bellevue Street
Green Bay, WI 54302
920-469-2436
Fax: 920-469-8827

QC Summary

Batch: 877455
Lab Section: PCB-K
QC Batch Number: 15506
Prep Method: SW846 3541
Analytical Method: SW846 8082

QC Type	Client Sample ID	Lab Sample ID
MB	SVG2044-011PCBMB	SVG2044-011PCBMB
LCS	SVG2044-011PCBLCS	SVG2044-011PCBLCS
MS	877390-015MS	877390-015MS
MSD	877390-015MSD	877390-015MSD

Client Sample ID	Lab Sample ID	MB ID
KMW-6A-3-4	877455-012	MB

Client Sample ID	Lab Sample ID	MB ID
DUP-10-4	877455-013	MB

Test Name	Method Blank Result		Conc	LCS Spiked Conc	LCS Recovery Conc	%	C	LCSD Spiked Conc	LCSD Recovery Conc	%	C	LCS/LCSD RPD %	C	LCS/LCSD Control Limits LCL %	UCL %	RPD %	Parent Sample Number	Parent Result		Conc	MS Spiked Conc	MS Recovery Conc	%	C	MSD Spiked Conc	MSD Recovery Conc	%	C	MS/MSD RPD %	C	MS/MSD Control Limits LCL %	UCL %	RPD %
Aroclor 1016		<	27	0	—	—		—	—	—		—		—	—	—	877390-015		<	32	—	—	—		—	—	—		—		—	—	—
Aroclor 1221		<	27	0	—	—		—	—	—		—		—	—	—	877390-015		<	32	—	—	—		—	—	—		—		—	—	—
Aroclor 1232		<	27	0	—	—		—	—	—		—		—	—	—	877390-015		<	32	—	—	—		—	—	—		—		—	—	—
Aroclor 1242		<	27	0	—	—		—	—	—		—		—	—	—	877390-015		<	32	—	—	—		—	—	—		—		—	—	—
Aroclor 1248		<	27	0	—	—		—	—	—		—		—	—	—	877390-015		<	32	—	—	—		—	—	—		—		—	—	—
Aroclor 1254		<	27	0	—	—		—	—	—		—		—	—	—	877390-015		<	32	—	—	—		—	—	—		—		—	—	—
Aroclor 1260		<	27	500.0	395.2	79		—	—	—		—		61	115	30	877390-015		<	32	600.2	456.2	76		600.2	399	66		13.4		65	135	30
Total PCBs		<	27	—	—	—		—	—	—		—		—	—	—	877390-015		<	32	—	—	—		—	—	—		—		—	—	—
Tetrachloro-m-xylene			64%	—	—	72		—	—	—		—		50	137	—	877390-015			76%	—	—	76		—	—	64		—		50	137	—
Decachlorobiphenyl			60%	—	—	70		—	—	—		—		56	130	—	877390-015			70%	—	—	72		—	—	60		—		56	130	—

Conc = ug/Kg unless otherwise noted
C = QC Code, see Qualifer Sheet
Parent Result is reported down to MDL in order to allow Validation of this worksheet
The %R and RPD results are calculated from raw data values with more significant figures than are reported on this form.

Report Date: 11/15/2006
QC Batch Number: 15506

Pace Analytical Services, Inc.

QC Summary

1241 Bellevue Street
Green Bay, WI 54302
920-469-2436
Fax: 920-469-8827

Batch: 877455
Lab Section: METALS
QC Batch Number: 15521
Prep Method: SW846 7470A
Analytical Method: SW846 7470A

QC Type	Client Sample ID	Lab Sample ID
MB	MBTMTG1985-34	MBTMTG1985-34
LCS	LCSTMTG1985-34	LCSTMTG1985-34
MS	876361-004MS	876361-004MS
MSD	876361-004MSD	876361-004MSD

Client Sample ID	Lab Sample ID	MB ID	Client Sample ID	Lab Sample ID	MB ID
SB-610A-S-5A	877455-001	MB	SB-611-S-3	877455-002	MB
SB-637-S-7	877455-003	MB	SB-612-S-3	877455-004	MB
DUP-13	877455-005	MB	SB-613-S-4	877455-006	MB
SB-614-S-4	877455-007	MB	SB-615-S-6	877455-008	MB
KSB-10-3	877455-009	MB	SB-623-S-3	877455-010	MB
DUP-15	877455-011	MB	KMW-6A-3-4	877455-012	MB

Test Name	Method Blank Result Conc	LCS Spiked Conc	LCS Recovery Conc	LCS Recovery %	C	LCSD Spiked Conc	LCSD Recovery Conc	LCSD Recovery %	C	LCS/LCSD RPD %	C	LCS/LCSD Control Limits LCL %	UCL %	RPD %	Parent Sample Number	Parent Result Conc	MS Spiked Conc	MS Recovery Conc	MS Recovery %	C	MSD Spiked Conc	MSD Recovery Conc	MSD Recovery %	C	MS/MSD RPD %	C	MS/MSD Control Limits LCL %	UCL %	RPD %
Mercury - TCLP	< 7.2e-005	0.0050	0.0055	110.7		---	---	---		---		85	115	20	876361-004	< 0.029	2.0	2.1	106.4		2.0	2.1	105.1		1.2		85	115	20

Conc = mg/L unless otherwise noted
C = QC Code, see Qualifer Sheet
Parent Result is reported down to MDL in order to allow Validation of this worksheet
The %R and RPD results are calculated from raw data values with more significant figures than are reported on this form.

Report Date: 11/15/2006
QC Batch Number: 15521

Pace Analytical Services, Inc.

QC Summary

1241 Bellevue Street
Green Bay, WI 54302
920-469-2436
Fax: 920-469-8827

Batch: 877455
Lab Section: METALS
QC Batch Number: 15573
Prep Method: SW846 7471A
Analytical Method: SW846 7471A

QC Type	Client Sample ID	Lab Sample ID
MB	MBSMTG1986-47	MBSMTG1986-47
LCS	LCSSMTG1986-47	LCSSMTG1986-47
MS	877543-004MS	877543-004MS
MS	877492-002MS	877492-002MS
MSD	877543-004MSD	877543-004MSD
MSD	877492-002MSD	877492-002MSD

Client Sample ID	Lab Sample ID	MB ID
DUP-13	877455-005	MB
KMW-6A-3-4	877455-012	MB

Client Sample ID	Lab Sample ID	MB ID
DUP-15	877455-011	MB

Test Name	Method Blank Result		Conc	LCS Spiked Conc	LCS Recovery Conc	%	C	LCSD Spiked Conc	LCSD Recovery Conc	%	C	LCS/LCSD RPD %	C	LCS/LCSD Control Limits LCL %	UCL %	RPD %	Parent Sample Number		Parent Result Conc	MS Spiked Conc	MS Recovery Conc	%	C	MSD Spiked Conc	MSD Recovery Conc	%	C	MS/MSD RPD %	C	MS/MSD Control Limits LCL %	UCL %	RPD %
Mercury	J	0.0021		0.25	0.26	104.9		---	---	---		---		85	115	20	877492-002		0.024	0.30	0.4	125.3	N	0.30	0.4	126.6	N	0.9		85	115	20
Mercury	J	0.0021		0.25	0.26	104.9		---	---	---		---		85	115	20	877543-004		0.014	0.30	0.38	119.2	N	0.30	0.37	118.9	N	0.3		85	115	20

Conc = mg/Kg unless otherwise noted
C = QC Code, see Qualifer Sheet
Parent Result is reported down to MDL in order to allow Validation of this worksheet
The %R and RPD results are calculated from raw data values with more significant figures than are reported on this form.

Report Date: 11/15/2006
QC Batch Number: 15573

Pace Analytical Services, Inc.

QC Summary

1241 Bellevue Street
Green Bay, WI 54302
920-469-2436
Fax: 920-469-8827

Batch: 877455
Lab Section: METALS
QC Batch Number: 15585
Prep Method: SW846 3010A
Analytical Method: SW846 6010B

QC Type	Client Sample ID	Lab Sample ID
MB	MBSPMTG1984-76	MBSPMTG1984-76
LCS	LCSSPMTG1984-76	LCSSPMTG1984-76
MS	KMW-6A-3-4MS	877455-012MS
MSD	KMW-6A-3-4MSD	877455-012MSD

Client Sample ID	Lab Sample ID	MB ID	Client Sample ID	Lab Sample ID	MB ID
KMW-6A-3-4	877455-012	MB			

Test Name	Method Blank Result	Conc	LCS Spiked Conc	LCS Recovery Conc	%	C	LCSD Spiked Conc	LCSD Recovery Conc	%	C	LCS/LCSD RPD %	C	LCS/LCSD Control Limits LCL %	UCL %	RPD %	Parent Sample Number	Parent Result	Conc	MS Spiked Conc	MS Recovery Conc	%	C	MSD Spiked Conc	MSD Recovery Conc	%	C	MS/MSD RPD %	C	MS/MSD Control Limits LCL %	UCL %	RPD %
Arsenic - SPLP	<	7.6	500.0	496.7	99.3		---	---	---		---		80	120	20	877455-012	<	7.6	500.0	477.9	95.6		500.0	494.9	99.0		3.5		75	125	20
Barium - SPLP	<	1	500.0	493.4	98.7		---	---	---		---		80	120	20	877455-012		79.79	500.0	573.9	98.8		500.0	567.8	97.6		1.1		75	125	20
Cadmium - SPLP	<	0.74	500.0	486.8	97.4		---	---	---		---		80	120	20	877455-012	<	0.74	500.0	476	95.2		500.0	484.6	96.9		1.8		75	125	20
Chromium - SPLP	<	1.3	500.0	503	100.6		---	---	---		---		80	120	20	877455-012	<	1.3	500.0	491.5	98.3		500.0	498.2	99.6		1.4		75	125	20
Lead - SPLP	<	3.4	500.0	487.5	97.5		---	---	---		---		80	120	20	877455-012		452.1	500.0	962.3	102.0		500.0	919.9	93.6		4.5		75	125	20
Selenium - SPLP	<	8.3	500.0	496.3	99.3		---	---	---		---		80	120	20	877455-012	<	8.3	500.0	481.8	96.4		500.0	491.8	98.4		2.1		75	125	20
Silver - SPLP	<	2.6	250.0	249.2	99.7		---	---	---		---		80	120	20	877455-012	<	2.6	250.0	243.6	97.4		250.0	248.1	99.2		1.8		75	125	20

Conc = ug/L unless otherwise noted
C = QC Code, see Qualifer Sheet
Parent Result is reported down to MDL in order to allow Validation of this worksheet
The %R and RPD results are calculated from raw data values with more significant figures than are reported on this form.

Report Date: 11/15/2006
QC Batch Number: 15585

Pace Analytical Services, Inc.

1241 Bellevue Street
Green Bay, WI 54302
920-469-2436
Fax: 920-469-8827

QC Summary

Batch: 877455
Lab Section: METALS
QC Batch Number: 15611
Prep Method: SW846 3050B
Analytical Method: SW846 6020

QC Type	Client Sample ID	Lab Sample ID
MB	MBSMTG1875-13	MBSMTG1875-13
LCS	LCSSMTG1875-13	LCSSMTG1875-13
MS	DUP-13MS	877455-005MS
MSD	DUP-13MSD	877455-005MSD

Client Sample ID	Lab Sample ID	MB ID
DUP-13	877455-005	MB
KMW-6A-3-4	877455-012	MB

Client Sample ID	Lab Sample ID	MB ID
DUP-15	877455-011	MB

Test Name	Method Blank Result		Conc	LCS Spiked Conc	LCS Recovery Conc	%	C	LCSD Spiked Conc	LCSD Recovery Conc	%	C	LCS/LCSD RPD %	C	LCS/LCSD Control Limits LCL %	UCL %	RPD %	Parent Sample Number	Parent Result Conc	MS Spiked Conc	MS Recovery Conc	%	C	MSD Spiked Conc	MSD Recovery Conc	%	C	MS/MSD RPD %	C	MS/MSD Control Limits LCL %	UCL %	RPD %
Aluminum	J		1.9	1000.0	976.1	97.6		---	---	---		---		75	125	20	877455-005	3365.0	1216.0	4331.8	79.5		121.61	4161.5	655.0	+	4.0		75	125	20
Arsenic	<		0.015	20.0	21.3	106.6		---	---	---		---		75	125	20	877455-005	1.18	24.3	25.4	99.6		24.3	26	102.1		2.4		75	125	20
Barium	J		0.012	20.0	19.8	99.2		---	---	---		---		75	125	20	877455-005	5.82	24.3	28.3	92.5		24.3	28.5	93.2		0.6		75	125	20
Beryllium	<		0.0068	20.0	19.3	96.3		---	---	---		---		75	125	20	877455-005	0.538	24.3	23.4	94.1		24.3	23.4	94.1		0.1		75	125	20
Boron	<		0.16	20.0	18.7	93.3		---	---	---		---		75	125	20	877455-005	4.23	24.3	22.1	73.3	N	24.3	20.9	68.6	N	5.3		75	125	20
Cadmium	J		0.035	20.0	20.9	104.6		---	---	---		---		75	125	20	877455-005	0.0146	24.3	24	98.4		24.3	24.9	102.5		4.0		75	125	20
Chromium	J		0.033	20.0	20.7	103.3		---	---	---		---		75	125	20	877455-005	7.69	24.3	31.8	99.3		24.3	31.8	99.1		0.2		75	125	20
Cobalt	<		0.0035	20.0	19.8	99.2		---	---	---		---		75	125	20	877455-005	3.80	24.3	26.7	94.1		24.3	27.5	97.4		3.0		75	125	20
Copper	<		0.011	20.0	20.3	101.5		---	---	---		---		75	125	20	877455-005	9.01	24.3	31.2	91.3		24.3	31.1	90.8		0.4		75	125	20
Iron	J		1.7	1000.00	1019	101.9		---	---	---		---		75	125	20	877455-005	27119.1	1216.01	22658.4	-366.8	+	121.610	21644.2	-4502.0	+	4.6		75	125	20
Lead	J		0.027	20.0	20.7	103.7		---	---	---		---		75	125	20	877455-005	1.16	24.3	21.9	85.3		24.3	22.1	86.2		1.0		75	125	20
Magnesium	J		0.68	1000.0	976.3	97.6		---	---	---		---		75	125	20	877455-005	1655.1	1216.1	2645	81.4		1216.1	2597.6	77.5		1.8		75	125	20
Manganese	<		0.091	20.00	20.1	100.7		---	---	---		---		75	125	20	877455-005	212.5	24.32	198.3	-58.0	+	24.32	203.5	-37.0	+	2.5		75	125	20
Molybdenum	J		0.028	20.0	19.9	99.3		---	---	---		---		75	125	20	877455-005	0.546	24.3	24.3	97.7		24.3	24.5	98.4		0.7		75	125	20
Nickel			0.1	20.0	20	100.2		---	---	---		---		75	125	20	877455-005	9.52	24.3	31.8	91.5		24.3	32.6	94.7		2.4		75	125	20
Selenium	<		0.068	20.0	21.5	107.5		---	---	---		---		75	125	20	877455-005	0.186	24.3	23.2	94.6		24.3	24	97.9		3.5		75	125	20
Thallium	<		0.0059	20.0	19.9	99.6		---	---	---		---		75	125	20	877455-005	0.0146	24.3	23.8	97.6		24.3	24.5	100.7		3.2		75	125	20
Vanadium	<		0.0087	20.0	20.1	100.7		---	---	---		---		75	125	20	877455-005	10.9	24.3	33.8	94.5		24.3	33.1	91.3		2.3		75	125	20
Zinc	J		0.42	20.0	21.1	105.6		---	---	---		---		75	125	20	877455-005	11.8	24.3	34.4	92.8		24.3	35.8	98.6		4.0		75	125	20

Conc = mg/Kg unless otherwise noted
C = QC Code, see Qualifer Sheet
Parent Result is reported down to MDL in order to allow Validation of this worksheet
The %R and RPD results are calculated from raw data values with more significant figures than are reported on this form.

Report Date: 11/15/2006
QC Batch Number: 15611

Pace Analytical Services, Inc.

QC Summary

1241 Bellevue Street
Green Bay, WI 54302
920-469-2436
Fax: 920-469-8827

Batch: 877455
Lab Section: METALS
QC Batch Number: 15616
Prep Method: SW846 7470A
Analytical Method: SW846 7470A

QC Type	Client Sample ID	Lab Sample ID
MB	MBWMTG1985-36	MBWMTG1985-36
MB	MBDMTG1985-36	MBDMTG1985-36
MB	MBTMTG1985-36	MBTMTG1985-36
MB	MBSPMTG1985-36	MBSPMTG1985-36
LCS	LCSWMTG1985-36	LCSWMTG1985-36
LCS	LCSTMTG1985-36	LCSTMTG1985-36
LCS	LCSSPMTG1985-36	LCSSPMTG1985-36
LCS	LCSDMTG1985-36	LCSDMTG1985-36
MS	877689-001MS	877689-001MS
MS	877634-004MS	877634-004MS
MS	877592-001MS	877592-001MS
MS	KMW-6A-3-4MS	877455-012MS
MSD	877634-004MSD	877634-004MSD
MSD	KMW-6A-3-4MSD	877455-012MSD
MSD	877592-001MSD	877592-001MSD
DUP	877689-001DUP	877689-001DUP

Client Sample ID	Lab Sample ID	MB ID	Client Sample ID	Lab Sample ID	MB ID
KMW-6A-3-4	877455-012	MB			

Test Name	Method Blank Result	Conc	LCS Spiked Conc	LCS Recovery Conc	%	C	LCSD Spiked Conc	LCSD Recovery Conc	%	C	LCS/LCSD RPD %	C	LCS/LCSD Control Limits LCL %	UCL %	RPD %	Parent Sample Number	Parent Result	Conc	MS Spiked Conc	MS Recovery Conc	%	C	MSD Spiked Conc	MSD Recovery Conc	%	C	MS/MSD RPD %	C	MS/MSD Control Limits LCL %	UCL %	RPD %
Mercury - SPLP	<	0.072	5.0	5.3	105.7		—	—	—		—		85	115	20	877455-012	<	0.072	5.0	5.1	101.8		5.0	5.1	101.3		0.5		85	115	20

Conc = ug/L unless otherwise noted
C = QC Code, see Qualifer Sheet
Parent Result is reported down to MDL in order to allow Validation of this worksheet
The %R and RPD results are calculated from raw data values with more significant figures than are reported on this form.

Report Date: 11/15/2006
QC Batch Number: 15616

Pace Analytical Services, Inc.

1241 Bellevue Street
Green Bay, WI 54302
920-469-2436
Fax: 920-469-8827

QC Summary

Batch: 877455
Lab Section: BNASIM
QC Batch Number: 15733
Prep Method: SW846 3545
Analytical Method: 8270C-SIM

QC Type	Client Sample ID	Lab Sample ID
MB	2034-22MB	2034-22MB
LCS	2034-22LCS	2034-22LCS
LCSD	2034-22LCSD	2034-22LCSD
MS	877839-017MS	877839-017MS
MSD	877839-017MSD	877839-017MSD

Client Sample ID	Lab Sample ID	MB ID
KMW-6A-3-4	877455-012	MB

Client Sample ID	Lab Sample ID	MB ID
DUP-10-4	877455-013	MB

Test Name	Method Blank Result	Method Blank Result Conc	LCS Spiked Conc	LCS Recovery Conc	LCS Recovery %	LCS Recovery C	LCSD Spiked Conc	LCSD Recovery Conc	LCSD Recovery %	LCSD Recovery C	LCS/LCSD RPD %	LCS/LCSD RPD C	LCS/LCSD Control Limits LCL %	LCS/LCSD Control Limits UCL %	LCS/LCSD Control Limits RPD %	Parent Sample Number	Parent Result	Parent Result Conc	MS Spiked Conc	MS Recovery Conc	MS Recovery %	MS Recovery C	MSD Spiked Conc	MSD Recovery Conc	MSD Recovery %	MSD Recovery C	MS/MSD RPD %	MS/MSD RPD C	MS/MSD Control Limits LCL %	MS/MSD Control Limits UCL %	MS/MSD Control Limits RPD %
Acenaphthene	<	3	500.0	456.1	91		500.0	441.2	88		3.3		47	143	20	---		---	---	---	---		---	---	---		---		---	---	---
Acenaphthylene	<	2.9	500.0	466	93		500.0	462.1	92		0.8		56	134	20	---		---	---	---	---		---	---	---		---		---	---	---
Anthracene	<	3.6	500.0	489.2	98		500.0	482.4	96		1.4		45	147	23	---		---	---	---	---		---	---	---		---		---	---	---
Benzo(a)anthracene	<	5.3	500.0	484.7	97		500.0	478.8	96		1.2		50	140	20	---		---	---	---	---		---	---	---		---		---	---	---
Benzo(a)pyrene	<	2.9	500.0	504.8	101		500.0	492.6	99		2.4		61	141	20	---		---	---	---	---		---	---	---		---		---	---	---
Benzo(b)fluoranthene	<	2.8	500.0	522.3	104		500.0	522	104		0.1		55	141	20	---		---	---	---	---		---	---	---		---		---	---	---
Benzo(ghi)perylene	<	3.6	500.0	467.2	93		500.0	455.6	91		2.5		42	142	20	---		---	---	---	---		---	---	---		---		---	---	---
Benzo(k)fluoranthene	<	3.1	500.0	476.3	95		500.0	456.7	91		4.2		53	155	20	---		---	---	---	---		---	---	---		---		---	---	---
Chrysene	<	4.4	500.0	467.2	93		500.0	455.3	91		2.6		57	135	20	---		---	---	---	---		---	---	---		---		---	---	---
Dibenz(a,h)anthracene	<	2.8	500.0	499.3	100		500.0	489.6	98		2.0		54	148	20	---		---	---	---	---		---	---	---		---		---	---	---
Fluoranthene	<	2.9	500.0	506.6	101		500.0	495.1	99		2.3		54	139	20	---		---	---	---	---		---	---	---		---		---	---	---
Fluorene	<	3.4	500.0	476.2	95		500.0	470.1	94		1.3		48	139	21	---		---	---	---	---		---	---	---		---		---	---	---
Indeno(1,2,3-cd)pyrene	<	2.5	500.0	503.5	101		500.0	486.6	97		3.4		49	147	21	---		---	---	---	---		---	---	---		---		---	---	---
Naphthalene	<	4	500.0	436.4	87		500.0	425.2	85		2.6		48	131	27	---		---	---	---	---		---	---	---		---		---	---	---
Phenanthrene	<	2.9	500.0	465.1	93		500.0	456.6	91		1.8		52	134	20	---		---	---	---	---		---	---	---		---		---	---	---
Pyrene	<	2.5	500.0	460.4	92		500.0	448.5	90		2.6		49	144	20	---		---	---	---	---		---	---	---		---		---	---	---
Nitrobenzene-d5		99%	---	---	94		---	---	94		---		10	141	---	---		---	---	---	---		---	---	---		---		---	---	---
2-Fluorobiphenyl		92%	---	---	91		---	---	90		---		10	161	---	---		---	---	---	---		---	---	---		---		---	---	---
Terphenyl-d14		80%	---	---	81		---	---	79		---		29	150	---	---		---	---	---	---		---	---	---		---		---	---	---
Benzo(a)anthracene		---	0	---	---		---	---	---		---		---	---	---	877839-017	<	6.4	603.0	507.9	84		603.0	490.8	81		3.4		36	139	46
Benzo(a)pyrene		---	0	---	---		---	---	---		---		---	---	---	877839-017	<	3.5	603.0	545.1	90		603.0	518.9	86		4.9		34	147	28

Report Date: 11/15/2006

QC Batch Number: 15733

Conc = ug/Kg unless otherwise noted
C = QC Code, see Qualifer Sheet
Parent Result is reported down to MDL in order to allow Validation of this worksheet
The %R and RPD results are calculated from raw data values with more significant figures than are reported on this form.

Pace Analytical Services, Inc.

QC Summary

1241 Bellevue Street
Green Bay, WI 54302
920-469-2436
Fax: 920-469-8827

Test Name	Method Blank Result Conc	LCS Spiked Conc	LCS Recovery Conc	LCS Recovery %	LCS Recovery C	LCSD Spiked Conc	LCSD Recovery Conc	LCSD Recovery %	LCSD Recovery C	LCS/LCSD RPD %	LCS/LCSD RPD C	LCS/LCSD Control Limits LCL %	LCS/LCSD Control Limits UCL %	LCS/LCSD Control Limits RPD %	Parent Sample Number	Parent Result Conc	MS Spiked Conc	MS Recovery Conc	MS Recovery %	MS Recovery C	MSD Spiked Conc	MSD Recovery Conc	MSD Recovery %	MSD Recovery C	MS/MSD RPD %	MS/MSD RPD C	MS/MSD Control Limits LCL %	MS/MSD Control Limits UCL %	MS/MSD Control Limits RPD %
Benzo(b)fluoranthene	—	0	—	—		—	—	—		—		—	—	—	877839-017	< 3.4	603.0	588.1	98		603.0	562.4	93		4.5		34	152	32
Benzo(k)fluoranthene	—	0	—	—		—	—	—		—		—	—	—	877839-017	< 3.7	603.0	527.4	87		603.0	491.5	82		7.0		25	159	27
Chrysene	—	0	—	—		—	—	—		—		—	—	—	877839-017	< 5.3	603.0	491.6	82		603.0	465.8	77		5.4		35	139	35
Dibenz(a,h)anthracene	—	0	—	—		—	—	—		—		—	—	—	877839-017	< 3.3	603.0	428.5	71		603.0	408.4	68		4.8		26	147	26
Indeno(1,2,3-cd)pyrene	—	0	—	—		—	—	—		—		—	—	—	877839-017	< 3	603.0	412.2	68		603.0	394.4	65		4.4		17	145	29
Naphthalene	—	0	—	—		—	—	—		—		—	—	—	877839-017	< 4.8	603.0	458.3	76		603.0	628.4	104		31.3	*	30	131	29
Nitrobenzene-d5	—	—	—	—		—	—	—		—		—	—	—	877839-017	52%	—	—	54		—	—	62		—		10	141	—
2-Fluorobiphenyl	—	—	—	—		—	—	—		—		—	—	—	877839-017	80%	—	—	80		—	—	78		—		10	161	—
Terphenyl-d14	—	—	—	—		—	—	—		—		—	—	—	877839-017	71%	—	—	68		—	—	68		—		29	150	—

Conc = ug/Kg unless otherwise noted

C = QC Code, see Qualifer Sheet

Parent Result is reported down to MDL in order to allow Validation of this worksheet

The %R and RPD results are calculated from raw data values with more significant figures than are reported on this form.

Report Date: 11/15/2006

QC Batch Number: 15733

Pace Analytical Services, Inc.

QC Summary

1241 Bellevue Street
Green Bay, WI 54302
920-469-2436
Fax: 920-469-8827

Batch: 877455
Lab Section: METALS
QC Batch Number: 15796
Prep Method: 3050B sec7.5
Analytical Method: SW846 6020

QC Type	Client Sample ID	Lab Sample ID
MB	MBSMTG1757-07	MBSMTG1757-07
LCS	LCSSMTG1757-07	LCSSMTG1757-07
MS	DUP-13MS	877455-005MS
MSD	DUP-13MSD	877455-005MSD

Client Sample ID	Lab Sample ID	MB ID
DUP-13	877455-005	MB
KMW-6A-3-4	877455-012	MB

Client Sample ID	Lab Sample ID	MB ID
DUP-15	877455-011	MB

Test Name	Method Blank Result Conc	LCS Spiked Conc	LCS Recovery Conc	LCS Recovery %	C	LCSD Spiked Conc	LCSD Recovery Conc	LCSD Recovery %	C	LCS/LCSD RPD %	C	LCS/LCSD Control Limits LCL %	LCS/LCSD Control Limits UCL %	LCS/LCSD Control Limits RPD %	Parent Sample Number	Parent Result Conc	MS Spiked Conc	MS Recovery Conc	MS Recovery %	C	MSD Spiked Conc	MSD Recovery Conc	MSD Recovery %	C	MS/MSD RPD %	C	MS/MSD Control Limits LCL %	MS/MSD Control Limits UCL %	MS/MSD Control Limits RPD %
Antimony	< 0.011	20.0	21.8	109.1		---	—	---		—		75	125	20	877455-005	0.289	24.3	24.7	100.4		24.3	25	101.5		1.1		75	125	20
Silver	< 0.0051	10.0	9.5	95.2		---	—	---		—		75	125	20	877455-005	0.0450	12.2	11.3	92.5		12.2	11.5	94.5		2.1		75	125	20

Conc = mg/Kg unless otherwise noted
C = QC Code, see Qualifer Sheet
Parent Result is reported down to MDL in order to allow Validation of this worksheet
The %R and RPD results are calculated from raw data values with more significant figures than are reported on this form.

Report Date: 11/15/2006
QC Batch Number: 15796

Pace Analytical Services, Inc.

QC Summary

1241 Bellevue Street
Green Bay, WI 54302
920-469-2436
Fax: 920-469-8827

Batch: 877455
Lab Section: BNASIM
QC Batch Number: 15818
Prep Method: SW846 3510C
Analytical Method: 8270C-SIM

QC Type	Client Sample ID	Lab Sample ID
MB	1945-67MB	1945-67MB
LCS	1945-67LCS	1945-67LCS
LCSD	1945-67LCSD	1945-67LCSD
MS	KMW-6A-3-4MS	877455-012MS

Client Sample ID	Lab Sample ID	MB ID
KMW-6A-3-4	877455-012	MB

Client Sample ID	Lab Sample ID	MB ID

Test Name	Method Blank Result	Conc	LCS Spiked Conc	LCS Recovery Conc	%	C	LCSD Spiked Conc	LCSD Recovery Conc	%	C	LCS/LCSD RPD %	C	LCS/LCSD Control Limits LCL %	UCL %	RPD %	Parent Sample Number	Parent Result	Conc	MS Spiked Conc	MS Recovery Conc	%	C	MSD Spiked Conc	MSD Recovery Conc	%	C	MS/MSD RPD %	C	MS/MSD Control Limits LCL %	UCL %	RPD %
Acenaphthene	<	0.0086	2.0E-4	0.0086	113		2.0E-4	0.0086	100		11.9		40	126	23	877455-012	<	0.043	0.0010	0	111		—	—	—		—		56	113	24
Acenaphthylene	<	0.0086	2.0E-4	0.0086	108		2.0E-4	0.0086	95		13.0		39	127	24	877455-012	<	0.043	0.0010	0	126	N	—	—	—		—		56	115	24
Anthracene	<	0.012	2.0E-4	0.012	127		2.0E-4	0.012	119		6.5		39	139	27	877455-012	<	0.061	0.0010	0	140	N	—	—	—		—		55	126	20
Benzo(a)anthracene	<	0.017	2.0E-4	0.017	124		2.0E-4	0.017	117		6.2		48	146	20	877455-012	<	0.083	0.0010	0	156	N	—	—	—		—		45	150	20
Benzo(a)pyrene	<	0.019	2.0E-4	0.019	123		2.0E-4	0.019	116		6.1		61	136	20	877455-012	<	0.097	0.0010	0	145	N	—	—	—		—		72	129	20
Benzo(b)fluoranthene	<	0.017	2.0E-4	0.017	130		2.0E-4	0.017	122		6.1		51	141	20	877455-012	<	0.083	0.0010	0	151	N	—	—	—		—		72	134	20
Benzo(ghi)perylene	<	0.02	2.0E-4	0.02	131		2.0E-4	0.02	114		14.3		57	136	20	877455-012	<	0.1	0.0010	0	128		—	—	—		—		72	128	20
Benzo(k)fluoranthene	<	0.02	2.0E-4	0.02	130		2.0E-4	0.02	116		11.0		61	149	20	877455-012	<	0.1	0.0010	0	118		—	—	—		—		75	129	20
Chrysene	<	0.02	2.0E-4	0.02	126		2.0E-4	0.02	115		9.0		61	150	20	877455-012	<	0.1	0.0010	0	126		—	—	—		—		71	136	20
Dibenz(a,h)anthracene	<	0.02	2.0E-4	0.02	137		2.0E-4	0.02	125		9.1		46	150	20	877455-012	<	0.1	0.0010	0	146		—	—	—		—		43	150	20
Fluoranthene	<	0.016	2.0E-4	0.016	123		2.0E-4	0.016	110		11.2		48	145	20	877455-012	<	0.082	0.0010	0	135		—	—	—		—		58	137	20
Fluorene	<	0.0096	2.0E-4	0.0096	120		2.0E-4	0.0096	107		11.3		40	131	25	877455-012	<	0.048	0.0010	0	124	N	—	—	—		—		56	121	21
Indeno(1,2,3-cd)pyrene	<	0.02	2.0E-4	0.02	132		2.0E-4	0.02	122		8.0		54	143	20	877455-012	<	0.1	0.0010	0	142	N	—	—	—		—		71	140	20
Naphthalene	<	0.013	2.0E-4	0.013	114		2.0E-4	0.013	101		12.2		45	131	30	877455-012	<	0.066	0.0010	0	188	N	—	—	—		—		53	107	31
Phenanthrene	<	0.012	2.0E-4	0.012	124		2.0E-4	0.012	110		11.7		40	131	25	877455-012	<	0.06	0.0010	0	119		—	—	—		—		58	138	20
Pyrene	<	0.015	2.0E-4	0.015	117		2.0E-4	0.015	105		10.6		55	135	20	877455-012	<	0.077	0.0010	0	128		—	—	—		—		71	136	20
Nitrobenzene-d5		99%	—	—	116		—	—	98		—		10	150	—	877455-012		116%	—	—	120		—	—	—		—		10	150	—
2-Fluorobiphenyl		103%	—	—	107		—	—	96		—		20	111	—	877455-012		103%	—	—	108		—	—	—		—		20	111	—
Terphenyl-d14		108%	—	—	113		—	—	104		—		44	115	—	877455-012		194%	—	—	119	F	—	—	—		—		44	115	—

Conc = ug/L unless otherwise noted
C = QC Code, see Qualifer Sheet
Parent Result is reported down to MDL in order to allow Validation of this worksheet
The %R and RPD results are calculated from raw data values with more significant figures than are reported on this form.

Report Date: 11/15/2006
QC Batch Number: 15818

Sample Condition Upon Receipt

Pace Analytical

Client Name: Foth & Van Dyke Project # 877455

Courier: ☐ Fed Ex ☐ UPS ☐ USPS ☒ Client ☐ Commercial ☐ Pace Other _____

Tracking #: _____

Optional
Proj. Due Date:
Proj. Name:

Custody Seal on Cooler/Box Present: ☐ yes ☒ no Seals intact: ☐ yes ☐ no

Packing Material: ☐ Bubble Wrap ☒ Bubble Bags ☐ None ☐ Other _____

Thermometer Used: JTB Type of Ice: (Wet) Blue None ☐ Samples on ice, cooling process has begun

Cooler Temperature: 1 Biological Tissue is Frozen: Yes No

Date and Initials of person examining contents: LM 10-19-06 LM 10/19/06

Temp should be above freezing to 6°C

		Comments:
Chain of Custody Present:	☒Yes ☐No ☐N/A	1.
Chain of Custody Filled Out:	☒Yes ☐No ☐N/A	2.
Chain of Custody Relinquished:	☒Yes ☐No ☐N/A	3.
Sampler Name & Signature on COC:	☒Yes ☐No ☐N/A	4.
Samples Arrived within Hold Time:	☒Yes ☐No ☐N/A	5.
Short Hold Time Analysis (<72hr):	☐Yes ☒No ☐N/A	6.
Rush Turn Around Time Requested:	☐Yes ☒No ☐N/A	7.
Sufficient Volume:	☒Yes ☐No ☐N/A	8.
Correct Containers Used:	☒Yes ☐No ☐N/A	9.
-Pace Containers Used:	☒Yes ☐No ☐N/A	
Containers Intact:	☒Yes ☐No ☐N/A	10.
Filtered volume received for Dissolved tests	☐Yes ☐No ☒N/A	11.
Sample Labels match COC:	LM ☒Yes ☒No ☐N/A	12. #010 513-622-5-2 labeled on sample as 513-623-5-3 on 10-19-06 1021 LM
-Includes date/time/ID/Analysis Matrix: S		
All containers needing preservation have been checked.	☐Yes ☐No ☒N/A	13.
All containers needing preservation are found to be in compliance with EPA recommendation.	☐Yes ☐No ☒N/A	
exceptions: VOA, coliform, TOC, O&G, WI-DRO (water)	☐Yes ☐No	Initial when completed / Lot # of added preservative
Samples checked for dechlorination:	☐Yes ☐No ☒N/A	14.
Headspace in VOA Vials (>6mm):	☐Yes ☐No ☒N/A	15.
Trip Blank Present:	☐Yes ☐No ☒N/A	16.
Trip Blank Custody Seals Present	☐Yes ☐No ☒N/A	
Pace Trip Blank Lot # (if purchased): _____		

Field Data Required? Y / N

Client Notification/ Resolution:

Person Contacted: _____ Date/Time: _____

Comments/ Resolution: _____

Project Manager Review: AH for TN **Date:** 11/17/06

Note: Whenever there is a discrepancy affecting North Carolina compliance samples, a copy of this form will be sent to the North Carolina DEHNR Certification Office (i.e out of hold, incorrect preservative, out of temp, incorrect containers)

F-ALLC003rev.3, 11September2006

CHAIN-OF-CUSTODY / Analytical Request Document

The Chain-of-Custody is a LEGAL DOCUMENT. All relevant fields must be completed accurately.

Pace Analytical®

Page: of 0974679

Section A Required Client Information:

Company: Foth and Van Dyke
Address: 2737 S. Ridge Rd, Green Bay, WI 54307
Email To: jkesy@foth.com
Phone: 920-497-2500 Fax: 920-497-8516
Requested Due Date/TAT:

Section B Required Project Information:

Report To: Janis Kesy
Copy To:
Purchase Order No.:
Project Name: KEMC-Eagle South
Project Number: 06W003

Section C Invoice Information:

Attention: Janis Kesy
Company Name:
Address: Same
Pace Quote Reference:
Pace Project Manager:
Pace Profile #:

REGULATORY AGENCY: ☐ NPDES ☐ GROUND WATER ☐ DRINKING WATER ☐ UST ☐ RCRA ☐ Other

SITE LOCATION: ☐GA ☐IL ☐IN ☒MI ☐MN ☐NC ☐OH ☐SC ☐WI ☐OTHER

Section D Required Client Information

Valid Matrix Codes: DRINKING WATER DW, WATER WT, WASTE WATER WW, PRODUCT P, SOIL/SOLID SL, OIL OL, WIPE WP, AIR AR, OTHER OT, TISSUE TS

ITEM #	SAMPLE ID (One Character per box. (A-Z, 0-9 / ,-) Samples IDs MUST BE UNIQUE)	MATRIX CODE	SAMPLE TYPE G=GRAB C=COMP	COMPOSITE START DATE	COMPOSITE START TIME	COMPOSITE END/GRAB DATE	COMPOSITE END/GRAB TIME	SAMPLE TEMP AT COLLECTION	# OF CONTAINERS	Unpreserved	H_2SO_4	HNO_3	HCl	NaOH	$Na_2S_2O_3$	Methanol	Other	Analysis: TAL PCBs Metals	Total metals	Cyanide	TPH	SPLP PCBs	SPLP RCRA Metals	PCB	PAH	TPLP PAH	Residual Chlorine (Y/N)	Pace Project Number / Lab I.D.
1	SB-610A-S-5A 001	SL	C	9/13/06	13:50				1									X										1 - 4oz amber
2	SB-611-S-3 002			9/13/06	16:45				1									X										↓
3	SB-631-S-7 003			9/13/06	14:15				1									X										↓
4	SB-612-S-3 004			9/14/06	9:30				1									X										↓
5	DUP-13 005			9/13/06					2									X	X	X	X							2 - 4oz amber
6	SB-613-S-4 006			9/14/06	12:15				1									X										1 - 4oz amber
7	SB-614-S-4 007			9/14/06	16:30				1									X										↓
8	SB-615-S-6 008			9/15/06	10:15				1									X										1 - 6oz
9	KSB-10-3 009			9/14/06	9:50				1									X										1 - 4oz amber
10	SB-622-S-2* 010			9/15/06	12:00				1									X										↓
11	DUP-15 011			9/15/06					2									X	X	X	X							2 - 4oz amber
12	KMW-6A-3-4 012			10/4/06														X	X	X	X	X	X	X	X			6 - 4oz amber

Preservatives

Filtered (Y/N)

Pace Project Number: 897455

Additional Comments:
SB-622-S-2 labeled as SB-633-S-3
relabeled by lab on 10-19-06 1021 LM

RELINQUISHED BY / AFFILIATION	DATE	TIME	ACCEPTED BY / AFFILIATION	DATE	TIME
Jeffrey S. Lynott	10/4/06	17:33	Jon Stevens	10/18/06	1733

SAMPLE CONDITION

Temp in °C	Received on Ice	Custody Sealed Cooler	Samples Intact
	Y/N	Y/N	Y/N
	Y/N	Y/N	Y/N
	Y/N	Y/N	Y/N

SAMPLER NAME AND SIGNATURE

PRINT Name of SAMPLER: Jeffrey S. Lynott

SIGNATURE of SAMPLER: Jeffrey S. Lynott

DATE Signed (MM / DD / YY): 10/19/06

SEE REVERSE SIDE FOR INSTRUCTIONS

ALLQ020rev.3,31Mar05

Pace Analytical®

CHAIN-OF-CUSTODY / Analytical Request Document

The Chain-of-Custody is a LEGAL DOCUMENT. All relevant fields must be completed accurately.

Page: of

0974680

Section A Required Client Information:

Company: Foth and Van Dyke
Address: 2737 S. Ridge Rd, Green Bay, WI 54307
Email To: jkesy@foth.com
Phone: 920-497-2580 Fax: 920-497-8516
Requested Due Date/TAT:

Section B Required Project Information:

Report To: Janis Kesy
Copy To:
Purchase Order No.:
Project Name: KEMC-Eagle South
Project Number: 06W003

Section C Invoice Information:

Attention: Janis Kesy
Company Name:
Address: Same
Pace Quote Reference:
Pace Project Manager:
Pace Profile #:

REGULATORY AGENCY: ☐ NPDES ☐ GROUND WATER ☐ DRINKING WATER ☐ UST ☐ RCRA ☑ Other

SITE LOCATION: ☐GA ☐IL ☐IN ☑MI ☐MN ☐NC ☐OH ☐SC ☐WI ☐OTHER

Section D Required Client Information

SAMPLE ID: One Character per box. (A-Z, 0-9 / -) Samples IDs MUST BE UNIQUE

Valid Matrix Codes: DRINKING WATER DW; WATER WT; WASTE WATER WW; PRODUCT P; SOIL/SOLID SL; OIL OL; WIPE WP; AIR AR; OTHER OT; TISSUE TS

ITEM #	SAMPLE ID	MATRIX CODE	SAMPLE TYPE G=GRAB C=COMP	COMPOSITE START DATE	COMPOSITE START TIME	COMPOSITE END/GRAB DATE	COMPOSITE END/GRAB TIME	SAMPLE TEMP AT COLLECTION	# OF CONTAINERS	Unpreserved	H_2SO_4	HNO_3	HCl	NaOH	$Na_2S_2O_3$	Methanol	Other	Filtered (Y/N)	Requested Analysis:	Residual Chlorine (Y/N)	Pace Project Number / Lab I.D
1	TDUP-10-4 013	SL		10/4/06					2												597455 2-4oz amber
2																					
3																					
4																					
5																					
6																					
7																					
8																					
9																					
10																					
11																					
12																					

Additional Comments:

RELINQUISHED BY / AFFILIATION	DATE	TIME	ACCEPTED BY / AFFILIATION	DATE	TIME
Jeffrey S. Laynoth	10/18/06	17:33	Lori Stevens	10/18/06	1733

SAMPLE CONDITION

Temp in °C	Received on Ice	Custody Sealed Cooler	Samples Intact
	Y/N	Y/N	Y/N
	Y/N	Y/N	Y/N
	Y/N	Y/N	Y/N

SAMPLER NAME AND SIGNATURE

PRINT Name of SAMPLER: Jeffrey S. Laynoth

SIGNATURE of SAMPLER: Jeffrey S. Laynoth

DATE Signed (MM / DD / YY): 10/18/06

SEE REVERSE SIDE FOR INSTRUCTIONS

ALLQ020rev.3,31Mar05

CHAIN-OF-CUSTODY / Analytical Request Document

The Chain-of-Custody is a LEGAL DOCUMENT. All relevant fields must be completed accurately.

Pace Analytical®

Page: of

0974679

Section A
Required Client Information:

Company: Fish and Van Dyke
Address: [illegible]
Email To: [illegible]
Phone: [illegible] Fax: [illegible]
Requested Due Date/TAT:

Section B
Required Project Information:

Report To: Jane Kosy
Copy To:
Purchase Order No.:
Project Name: KCMC Eagle Tank
Project Number: 06W003

Section C
Invoice Information:

Attention: Jane Kosy
Company Name:
Address: JMC
Pace Quote Reference:
Pace Project Manager:
Pace Profile #:

REGULATORY AGENCY

☐ NPDES ☐ GROUND WATER ☐ DRINKING WATER
☐ UST ☐ RCRA ☐ Other_____

SITE LOCATION

☐GA ☐IL ☐IN ☑MI ☐MN ☐NC
☐OH ☐SC ☐WI ☐OTHER _____

Section D
Required Client Information

SAMPLE ID

One Character per box. (A-Z, 0-9 / -)
Samples IDs MUST BE UNIQUE

Valid Matrix Codes

MATRIX	CODE
DRINKING WATER	DW
WATER	WT
WASTE WATER	WW
PRODUCT	P
SOIL/SOLID	SL
OIL	OL
WIPE	WP
AIR	AR
OTHER	OT
TISSUE	TS

ITEM #	SAMPLE ID	MATRIX CODE	SAMPLE TYPE G=GRAB C=COMP	COLLECTED COMPOSITE START DATE	COMPOSITE START TIME	COMPOSITE END/GRAB DATE	COMPOSITE END/GRAB TIME	SAMPLE TEMP AT COLLECTION	# OF CONTAINERS	Unpreserved	H_2SO_4	HNO_3	HCl	NaOH	$Na_2S_2O_3$	Methanol	Other	Filtered (Y/N)	Requested Analysis:	Residual Chlorine (Y/N)	Pace Project Number / Lab I.D
1	SB-610A-5-5A	SL	C	9/14/06	11:50				1									Y			
2	SB-611-3-3			9/14/06	11:45				1									Y			
3	SB-613-5-7			9/14/06	[illegible]				1									Y			
4	SB-612-3-3			9/14/06	9:30				1									Y			
5	DUP-13			9/14/06					2									Y	Y	Y	Y
6	SB-613-4			9/14/06	12:15				1									Y			
7	SB-614-4			9/14/06	6:30				1									Y			
8	SB-615-6			9/14/06	10:25				1									Y			
9	KMW-12-3			9/14/06	9:50				1									Y			
10	SB-622-2			9/14/06	5:00				1									Y			
11	DUP-15			9/14/06					2									Y	Y	Y	Y
12	KMW-6A-4			9/14/06														Y	Y	Y	Y

Additional Comments:

RELINQUISHED BY / AFFILIATION	DATE	TIME	ACCEPTED BY / AFFILIATION	DATE	TIME
[illegible]	9/14/06	[illegible]	[illegible]	[illegible]	[illegible]

SAMPLE CONDITION

Temp in °C	Received on Ice	Custody Sealed Cooler	Samples Intact
[illegible]	Y/N	Y/N	Y/N
	Y/N	Y/N	Y/N
	Y/N	Y/N	Y/N
	Y/N	Y/N	Y/N

SAMPLER NAME AND SIGNATURE

PRINT Name of SAMPLER: [illegible]
SIGNATURE of SAMPLER: [illegible]
DATE Signed (MM / DD / YY): [illegible]

SEE REVERSE SIDE FOR INSTRUCTIONS

ALLQ020rev.3,31Mar05

Pace Analytical®

CHAIN-OF-CUSTODY / Analytical Request Document

The Chain-of-Custody is a LEGAL DOCUMENT. All relevant fields must be completed accurately.

Page: of

0974680

Section A Required Client Information:

Company: Fish and Van Dyke
Address: 2737 S. Ridge Rd, Green Bay, WI 54307
Email To: jkesy@fvd.com
Phone: 920-497-3600 Fax: 920-497-7501
Requested Due Date/TAT:

Section B Required Project Information:

Report To: Jamie Kesy
Copy To:
Purchase Order No.:
Project Name: KCMC Landfill
Project Number: 06W003

Section C Invoice Information:

Attention: Jamie Kesy
Company Name:
Address: same
Pace Quote Reference:
Pace Project Manager:
Pace Profile #:

REGULATORY AGENCY

☐ NPDES ☐ GROUND WATER ☐ DRINKING WATER
☐ UST ☐ RCRA ☐ Other_____

SITE LOCATION ☐GA ☐IL ☐IN ☐MI ☐MN ☐NC ☐OH ☐SC ☐WI ☐OTHER _____

Section D Required Client Information

SAMPLE ID

One Character per box. (A-Z, 0-9 / .-) Samples IDs MUST BE UNIQUE

Valid Matrix Codes

MATRIX	CODE
DRINKING WATER	DW
WATER	WT
WASTE WATER	WW
PRODUCT	P
SOIL/SOLID	SL
OIL	OL
WIPE	WP
AIR	AR
OTHER	OT
TISSUE	TS

ITEM #	SAMPLE ID	MATRIX CODE	SAMPLE TYPE G=GRAB C=COMP	COMPOSITE START DATE	COMPOSITE START TIME	COMPOSITE END/GRAB DATE	COMPOSITE END/GRAB TIME	SAMPLE TEMP AT COLLECTION	# OF CONTAINERS	Unpreserved	H_2SO_4	HNO_3	HCl	NaOH	$Na_2S_2O_3$	Methanol	Other	Filtered (Y/N)	Requested Analysis:	Residual Chlorine (Y/N)	Pace Project Number / Lab I.D
1	01P-10-9	SL		[illegible]					2									X	X		
2																					
3																					
4																					
5																					
6																					
7																					
8																					
9																					
10																					
11																					
12																					

Preservatives

Additional Comments:

RELINQUISHED BY / AFFILIATION	DATE	TIME	ACCEPTED BY / AFFILIATION	DATE	TIME
[illegible]	[illegible]	[illegible]	[illegible]	[illegible]	[illegible]

SAMPLE CONDITION

Temp in °C	Received on Ice	Custody Sealed Cooler	Samples Intact
[illegible]	Y/N	Y/N	Y/N
	Y/N	Y/N	Y/N
	Y/N	Y/N	Y/N
	Y/N	Y/N	Y/N

SAMPLER NAME AND SIGNATURE

PRINT Name of SAMPLER: [illegible]
SIGNATURE of SAMPLER: [illegible] DATE Signed (MM / DD / YY): [illegible]

SEE REVERSE SIDE FOR INSTRUCTIONS

ALLQ020rev.3,31Mar05

Batch No. 877553

Pace Analytical®
www.pacelabs.com

Pace Analytical Services, Inc.
1241 Bellevue Street, Suite 9
Green Bay, WI 54302
Phone: 920.469.2436
Fax: 920.469.8827

December 21, 2006

Janis Kesy
Foth & Van Dyke
2737 South Ridge Road
Green Bay, WI 54304

Dear Ms. Kesy:

Enclosed is a report for the analysis of environmental samples and associated QC samples for the KEMC Eagle South project (06W003). The samples were assigned to batch number 877553 for laboratory tracking purposes.

A table of the results has also been sent to you via e-mail.

If you have any questions regarding this data please call me at (608) 232-3300 ext. 302.

Sincerely,

Alex Kin for Tod N

Tod Noltemeyer
Project Manager

Pace Analytical®

1241 Bellevue Street, Suite 9
Green Bay, WI 54302
920-469-2436, Fax: 920-469-8827

Analytical Report Number: 877553

Client: FOTH & VAN DYKE

Lab Contact: Tod Noltemeyer

Project Name: KEMC-EAGLE SOUTH

Project Number: 06W003

Lab Sample Number	Field ID	Matrix	Collection Date
877553-001	SB-648-4-6	SOIL	09/26/06 15:30
877553-002	DUP-9-26	SOIL	09/26/06
877553-003	P-602-14-16	SOIL	09/27/06 12:30
877553-004	MW-606-14-16	SOIL	09/27/06 09:30
877553-005	P-604-9-14	SOIL	09/27/06 11:25
877553-006	SB-647-4-6	SOIL	09/28/06 09:15
877553-007	SB-645-4-6	SOIL	09/28/06 11:00
877553-008	KSB-18-0-4	SOIL	10/02/06 10:00
877553-009	DUP-10-2	SOIL	10/02/06
877553-010	SB-616-2-4	SOIL	10/02/06 08:30
877553-011	SB-624-0-4	SOIL	10/02/06 14:10

I certify that the data contained in this Final Report has been generated and reviewed in accordance with approved methods and Laboratory Standard Operating Procedure. Exceptions, if any, are discussed in the accompanying sample comments. Release of this final report is authorized by Laboratory management, as is verified by the following signature. This report shall not be reproduced, except in full, without the written consent of Pace Analytical Services, Inc. The sample results relate only to the analytes of interest tested.

Alie Hin for Tod N

Approval Signature

12/21/06

Date

Pace Analytical Services, Inc.

1241 Bellevue Street
Green Bay, WI 54302
920-469-2436

Analytical Report Number: 877553

Client : FOTH & VAN DYKE
Project Name : KEMC-EAGLE SOUTH
Project Number : 06W003
Field ID : SB-648-4-6

Matrix Type : SOIL
Collection Date : 09/26/06
Report Date : 12/20/06
Lab Sample Number : 877553-001

INORGANICS

Test	Result		MDL	EQL	Dil.	Units	Code	Anl Date	Prep Method	Anl Method
Leach Date - Conventionals	DONE				1			10/24/06	SW846 1311	SW846 1311
Aluminum	2900		0.36	5.4	1	mg/Kg		10/31/06	SW846 3050B	SW846 6020
Antimony	0.17		0.012	0.11	1	mg/Kg		11/14/06	3050B sec7.5	SW846 6020
Arsenic	1.2		0.016	0.11	1	mg/Kg		10/31/06	SW846 3050B	SW846 6020
Arsenic - TCLP	0.038	U	0.038	1.0	1	mg/L		10/25/06	SW846 3010A	SW846 6010B
Barium	3.9		0.0066	0.11	1	mg/Kg		10/31/06	SW846 3050B	SW846 6020
Barium - TCLP	0.54	B	0.0050	1.0	1	mg/L		10/25/06	SW846 3010A	SW846 6010B
Beryllium	0.55		0.0074	0.11	1	mg/Kg		10/31/06	SW846 3050B	SW846 6020
Boron	3.5	U	3.5	22	20	mg/Kg		10/31/06	SW846 3050B	SW846 6020
Cadmium	0.011	B	0.0099	0.11	1	mg/Kg	A	10/31/06	SW846 3050B	SW846 6020
Cadmium - TCLP	0.0065	B	0.0037	0.25	1	mg/L		10/25/06	SW846 3010A	SW846 6010B
Chromium	6.5		0.018	0.11	1	mg/Kg		10/31/06	SW846 3050B	SW846 6020
Chromium - TCLP	0.15	B	0.0066	0.25	1	mg/L		10/25/06	SW846 3010A	SW846 6010B
Cobalt	3.5		0.0038	0.11	1	mg/Kg		10/31/06	SW846 3050B	SW846 6020
Copper	8.7		0.012	0.11	1	mg/Kg		10/31/06	SW846 3050B	SW846 6020
Iron	21000		13	110	20	mg/Kg		10/31/06	SW846 3050B	SW846 6020
Lead	1.7		0.0044	0.10	1	mg/Kg		11/01/06	SW846 3050B	SW846 6020
Lead - TCLP	0.017	U	0.017	1.0	1	mg/L		10/25/06	SW846 3010A	SW846 6010B
Lithium	4.2		0.12	0.24	1	mg/kg	N	12/15/06	EPA 3020	EPA 6020
Magnesium	1500		0.27	54	1	mg/Kg		10/31/06	SW846 3050B	SW846 6020
Manganese	240		0.098	0.11	1	mg/Kg		10/31/06	SW846 3050B	SW846 6020
Mercury	0.0029	B	0.0016	0.011	1	mg/Kg	H	10/26/06	SW846 7471A	SW846 7471A
Mercury - TCLP	7.2E-5	U	7.2E-5	2.0E-4	1	mg/L		10/26/06	SW846 7470A	SW846 7470A
Molybdenum	0.72	B	0.021	1.1	1	mg/Kg		10/31/06	SW846 3050B	SW846 6020
Nickel	7.7		0.0083	0.11	1	mg/Kg		10/31/06	SW846 3050B	SW846 6020
Selenium	0.17		0.073	0.11	1	mg/Kg		10/31/06	SW846 3050B	SW846 6020
Selenium - TCLP	0.042	U	0.042	1.0	1	mg/L		10/25/06	SW846 3010A	SW846 6010B
Silver	0.031	B	0.0055	0.054	1	mg/Kg		11/14/06	3050B sec7.5	SW846 6020
Silver - TCLP	0.013	U	0.013	0.25	1	mg/L		10/25/06	SW846 3010A	SW846 6010B
Thallium	0.011	B	0.0064	0.11	1	mg/Kg		10/31/06	SW846 3050B	SW846 6020
Vanadium	8.1		0.0094	0.11	1	mg/Kg		10/31/06	SW846 3050B	SW846 6020
Zinc	12		0.30	1.1	1	mg/Kg		10/31/06	SW846 3050B	SW846 6020
Cyanide, Total	0.21	U	0.21	0.41	1	mg/kg	H	11/07/06	SW846 9012A	SW846 9012A
Percent Solids	92.5		---	---	1	%		10/24/06	SM M2540G	SM M2540G
pH, Laboratory	6.2		0.10	0.10	1	su		10/24/06	SW846 9045C	SW846 9045C

All soil results are reported on a dry weight basis unless otherwise noted.

Pace Analytical Services, Inc.

1241 Bellevue Street
Green Bay, WI 54302
920-469-2436

Analytical Report Number: 877553

Client : FOTH & VAN DYKE
Project Name : KEMC-EAGLE SOUTH
Project Number : 06W003
Field ID : DUP-9-26

Matrix Type : SOIL
Collection Date : 09/26/06
Report Date : 12/20/06
Lab Sample Number : 877553-002

INORGANICS

Test	Result		MDL	EQL	Dil.	Units	Code	Anl Date	Prep Method	Anl Method
Leach Date - Conventionals	DONE				1			10/24/06	SW846 1311	SW846 1311
Aluminum	2900		0.44	6.7	1	mg/Kg		10/31/06	SW846 3050B	SW846 6020
Antimony	0.10	B	0.015	0.13	1	mg/Kg		11/14/06	3050B sec7.5	SW846 6020
Arsenic	1.0		0.020	0.13	1	mg/Kg		10/31/06	SW846 3050B	SW846 6020
Arsenic - TCLP	0.038	U	0.038	1.0	1	mg/L		10/25/06	SW846 3010A	SW846 6010B
Barium	2.6		0.0082	0.13	1	mg/Kg		10/31/06	SW846 3050B	SW846 6020
Barium - TCLP	0.49	B	0.0050	1.0	1	mg/L		10/25/06	SW846 3010A	SW846 6010B
Beryllium	0.58		0.0091	0.13	1	mg/Kg		10/31/06	SW846 3050B	SW846 6020
Boron	4.3	U	4.3	27	20	mg/Kg		10/31/06	SW846 3050B	SW846 6020
Cadmium	0.020	B	0.012	0.13	1	mg/Kg	A	10/31/06	SW846 3050B	SW846 6020
Cadmium - TCLP	0.0037	U	0.0037	0.25	1	mg/L		10/25/06	SW846 3010A	SW846 6010B
Chromium	6.9		0.022	0.13	1	mg/Kg		10/31/06	SW846 3050B	SW846 6020
Chromium - TCLP	0.0087	B	0.0066	0.25	1	mg/L		10/25/06	SW846 3010A	SW846 6010B
Cobalt	3.3		0.0047	0.13	1	mg/Kg		10/31/06	SW846 3050B	SW846 6020
Copper	7.0		0.015	0.13	1	mg/Kg		10/31/06	SW846 3050B	SW846 6020
Iron	18000		16	130	20	mg/Kg		10/31/06	SW846 3050B	SW846 6020
Lead	1.0		0.0044	0.10	1	mg/Kg		11/01/06	SW846 3050B	SW846 6020
Lead - TCLP	0.017	U	0.017	1.0	1	mg/L		10/25/06	SW846 3010A	SW846 6010B
Lithium	5.3		0.14	0.27	1	mg/kg		12/15/06	EPA 3020	EPA 6020
Magnesium	1700		0.34	67	1	mg/Kg		10/31/06	SW846 3050B	SW846 6020
Manganese	220		0.12	0.13	1	mg/Kg		10/31/06	SW846 3050B	SW846 6020
Mercury	0.0032	B	0.0020	0.013	1	mg/Kg	H	10/26/06	SW846 7471A	SW846 7471A
Mercury - TCLP	7.2E-5	U	7.2E-5	2.0E-4	1	mg/L		10/26/06	SW846 7470A	SW846 7470A
Molybdenum	0.84	B	0.026	1.3	1	mg/Kg		10/31/06	SW846 3050B	SW846 6020
Nickel	9.7		0.010	0.13	1	mg/Kg		10/31/06	SW846 3050B	SW846 6020
Selenium	0.23		0.091	0.13	1	mg/Kg		10/31/06	SW846 3050B	SW846 6020
Selenium - TCLP	0.042	U	0.042	1.0	1	mg/L		10/25/06	SW846 3010A	SW846 6010B
Silver	0.087		0.0068	0.067	1	mg/Kg		11/14/06	3050B sec7.5	SW846 6020
Silver - TCLP	0.013	U	0.013	0.25	1	mg/L		10/25/06	SW846 3010A	SW846 6010B
Thallium	0.013	B	0.0079	0.13	1	mg/Kg		10/31/06	SW846 3050B	SW846 6020
Vanadium	7.7		0.012	0.13	1	mg/Kg		10/31/06	SW846 3050B	SW846 6020
Zinc	11		0.38	1.3	1	mg/Kg	A	10/31/06	SW846 3050B	SW846 6020
Cyanide, Total	0.36	U	0.36	0.70	1	mg/kg	H	11/07/06	SW846 9012A	SW846 9012A
Percent Solids	74.5		—	—	1	%		10/24/06	SM M2540G	SM M2540G
pH, Laboratory	6.9		0.10	0.10	1	su		10/24/06	SW846 9040B	SW846 9040B

All soil results are reported on a dry weight basis unless otherwise noted.

Pace Analytical Services, Inc.

Analytical Report Number: 877553

1241 Bellevue Street
Green Bay, WI 54302
920-469-2436

Client : FOTH & VAN DYKE
Project Name : KEMC-EAGLE SOUTH
Project Number : 06W003
Field ID : P-602-14-16

Matrix Type : SOIL
Collection Date : 09/27/06
Report Date : 12/20/06
Lab Sample Number : 877553-003

INORGANICS

Test	Result		MDL	EQL	Dil.	Units	Code	Anl Date	Prep Method	Anl Method
Leach Date - Conventionals	DONE				1			10/24/06	SW846 1311	SW846 1311
Aluminum	2400		0.45	6.8	1	mg/Kg		10/31/06	SW846 3050B	SW846 6020
Antimony	0.11	B	0.015	0.14	1	mg/Kg		11/14/06	3050B sec7.5	SW846 6020
Arsenic	0.71		0.020	0.14	1	mg/Kg		10/31/06	SW846 3050B	SW846 6020
Arsenic - TCLP	0.038	U	0.038	1.0	1	mg/L		10/25/06	SW846 3010A	SW846 6010B
Barium	1.3		0.0083	0.14	1	mg/Kg		10/31/06	SW846 3050B	SW846 6020
Barium - TCLP	0.48	B	0.0050	1.0	1	mg/L		10/25/06	SW846 3010A	SW846 6010B
Beryllium	0.44		0.0092	0.14	1	mg/Kg		10/31/06	SW846 3050B	SW846 6020
Boron	4.4	U	4.4	27	20	mg/Kg		10/31/06	SW846 3050B	SW846 6020
Cadmium	0.023	B	0.012	0.14	1	mg/Kg	A	10/31/06	SW846 3050B	SW846 6020
Cadmium - TCLP	0.0037	U	0.0037	0.25	1	mg/L		10/25/06	SW846 3010A	SW846 6010B
Chromium	5.4		0.022	0.14	1	mg/Kg		10/31/06	SW846 3050B	SW846 6020
Chromium - TCLP	0.0066	U	0.0066	0.25	1	mg/L		10/25/06	SW846 3010A	SW846 6010B
Cobalt	3.0		0.0047	0.14	1	mg/Kg		10/31/06	SW846 3050B	SW846 6020
Copper	12		0.015	0.14	1	mg/Kg		10/31/06	SW846 3050B	SW846 6020
Iron	12000		16	140	20	mg/Kg		10/31/06	SW846 3050B	SW846 6020
Lead	0.77		0.0044	0.10	1	mg/Kg		11/01/06	SW846 3050B	SW846 6020
Lead - TCLP	0.017	U	0.017	1.0	1	mg/L		10/25/06	SW846 3010A	SW846 6010B
Lithium	6.3		0.14	0.29	1	mg/kg		12/15/06	EPA 3020	EPA 6020
Magnesium	1100		0.34	68	1	mg/Kg		10/31/06	SW846 3050B	SW846 6020
Manganese	130		0.12	0.14	1	mg/Kg		10/31/06	SW846 3050B	SW846 6020
Mercury	0.0029	B	0.0020	0.014	1	mg/Kg		10/26/06	SW846 7471A	SW846 7471A
Mercury - TCLP	7.2E-5	U	7.2E-5	2.0E-4	1	mg/L		10/26/06	SW846 7470A	SW846 7470A
Molybdenum	0.76	B	0.026	1.4	1	mg/Kg		10/31/06	SW846 3050B	SW846 6020
Nickel	9.3		0.010	0.14	1	mg/Kg		10/31/06	SW846 3050B	SW846 6020
Selenium	0.42		0.092	0.14	1	mg/Kg		10/31/06	SW846 3050B	SW846 6020
Selenium - TCLP	0.042	U	0.042	1.0	1	mg/L		10/25/06	SW846 3010A	SW846 6010B
Silver	0.041	B	0.0069	0.068	1	mg/Kg		11/14/06	3050B sec7.5	SW846 6020
Silver - TCLP	0.013	U	0.013	0.25	1	mg/L		10/25/06	SW846 3010A	SW846 6010B
Thallium	0.0080	U	0.0080	0.14	1	mg/Kg		10/31/06	SW846 3050B	SW846 6020
Vanadium	5.2		0.012	0.14	1	mg/Kg		10/31/06	SW846 3050B	SW846 6020
Zinc	12		0.38	1.4	1	mg/Kg		10/31/06	SW846 3050B	SW846 6020
Cyanide, Total	0.25	U	0.25	0.49	1	mg/kg	H	11/07/06	SW846 9012A	SW846 9012A
Percent Solids	73.8		---	---	1	%		10/24/06	SM M2540G	SM M2540G
pH, Laboratory	6.5		0.10	0.10	1	su		10/24/06	SW846 9040B	SW846 9040B

All soil results are reported on a dry weight basis unless otherwise noted.

Pace Analytical Services, Inc.

1241 Bellevue Street
Green Bay, WI 54302
920-469-2436

Analytical Report Number: 877553

Client : FOTH & VAN DYKE
Project Name : KEMC-EAGLE SOUTH
Project Number : 06W003
Field ID : MW-606-14-16

Matrix Type : SOIL
Collection Date : 09/27/06
Report Date : 12/20/06
Lab Sample Number : 877553-004

INORGANICS

Test	Result		MDL	EQL	Dil.	Units	Code	Anl Date	Prep Method	Anl Method
Leach Date - Conventionals	DONE				1			10/24/06	SW846 1311	SW846 1311
Aluminum	2200		0.41	6.2	1	mg/Kg		10/31/06	SW846 3050B	SW846 6020
Antimony	0.099	B	0.014	0.12	1	mg/Kg		11/14/06	3050B sec7.5	SW846 6020
Arsenic	0.94		0.018	0.12	1	mg/Kg		10/31/06	SW846 3050B	SW846 6020
Arsenic - TCLP	0.038	U	0.038	1.0	1	mg/L		10/25/06	SW846 3010A	SW846 6010B
Barium	1.1		0.0076	0.12	1	mg/Kg		10/31/06	SW846 3050B	SW846 6020
Barium - TCLP	0.48	B	0.0050	1.0	1	mg/L		10/25/06	SW846 3010A	SW846 6010B
Beryllium	0.44		0.0085	0.12	1	mg/Kg		10/31/06	SW846 3050B	SW846 6020
Boron	4.0	U	4.0	25	20	mg/Kg		10/31/06	SW846 3050B	SW846 6020
Cadmium	0.021	B	0.012	0.12	1	mg/Kg	A	10/31/06	SW846 3050B	SW846 6020
Cadmium - TCLP	0.0037	U	0.0037	0.25	1	mg/L		10/25/06	SW846 3010A	SW846 6010B
Chromium	6.8		0.020	0.12	1	mg/Kg		10/31/06	SW846 3050B	SW846 6020
Chromium - TCLP	0.0066	U	0.0066	0.25	1	mg/L		10/25/06	SW846 3010A	SW846 6010B
Cobalt	3.2		0.0044	0.12	1	mg/Kg		10/31/06	SW846 3050B	SW846 6020
Copper	7.5		0.014	0.12	1	mg/Kg		10/31/06	SW846 3050B	SW846 6020
Iron	16000		15	120	20	mg/Kg		10/31/06	SW846 3050B	SW846 6020
Lead	1.0		0.0044	0.10	1	mg/Kg		11/01/06	SW846 3050B	SW846 6020
Lead - TCLP	0.017	U	0.017	1.0	1	mg/L		10/25/06	SW846 3010A	SW846 6010B
Lithium	4.8		0.13	0.26	1	mg/kg		12/15/06	EPA 3020	EPA 6020
Magnesium	1200		0.31	62	1	mg/Kg		10/31/06	SW846 3050B	SW846 6020
Manganese	160		0.11	0.12	1	mg/Kg		10/31/06	SW846 3050B	SW846 6020
Mercury	0.0026	B	0.0019	0.012	1	mg/Kg		10/26/06	SW846 7471A	SW846 7471A
Mercury - TCLP	7.2E-5	U	7.2E-5	2.0E-4	1	mg/L		10/26/06	SW846 7470A	SW846 7470A
Molybdenum	0.87	B	0.024	1.2	1	mg/Kg		10/31/06	SW846 3050B	SW846 6020
Nickel	12		0.0096	0.12	1	mg/Kg		10/31/06	SW846 3050B	SW846 6020
Selenium	0.29		0.085	0.12	1	mg/Kg		10/31/06	SW846 3050B	SW846 6020
Selenium - TCLP	0.042	U	0.042	1.0	1	mg/L		10/25/06	SW846 3010A	SW846 6010B
Silver	0.034	B	0.0064	0.062	1	mg/Kg		11/14/06	3050B sec7.5	SW846 6020
Silver - TCLP	0.013	U	0.013	0.25	1	mg/L		10/25/06	SW846 3010A	SW846 6010B
Thallium	0.0074	U	0.0074	0.12	1	mg/Kg		10/31/06	SW846 3050B	SW846 6020
Vanadium	7.9		0.011	0.12	1	mg/Kg		10/31/06	SW846 3050B	SW846 6020
Zinc	9.9		0.35	1.2	1	mg/Kg	A	10/31/06	SW846 3050B	SW846 6020
Cyanide, Total	0.21	U	0.21	0.42	1	mg/kg	H	11/07/06	SW846 9012A	SW846 9012A
Percent Solids	80.0		---	---	1	%		10/24/06	SM M2540G	SM M2540G
pH, Laboratory	6.8		0.10	0.10	1	su		10/24/06	SW846 9040B	SW846 9040B

All soil results are reported on a dry weight basis unless otherwise noted.

Pace Analytical Services, Inc.

1241 Bellevue Street
Green Bay, WI 54302
920-469-2436

Analytical Report Number: 877553

Client : FOTH & VAN DYKE
Project Name : KEMC-EAGLE SOUTH
Project Number : 06W003
Field ID : P-604-9-14

Matrix Type : SOIL
Collection Date : 09/27/06
Report Date : 12/20/06
Lab Sample Number : 877553-005

INORGANICS

Test	Result		MDL	EQL	Dil.	Units	Code	Anl Date	Prep Method	Anl Method
Leach Date - Conventionals	DONE				1			10/24/06	SW846 1311	SW846 1311
Aluminum	11000		8.3	130	20	mg/Kg		10/31/06	SW846 3050B	SW846 6020
Antimony	0.38		0.014	0.13	1	mg/Kg		11/14/06	3050B sec7.5	SW846 6020
Arsenic	6.4		0.018	0.13	1	mg/Kg		10/31/06	SW846 3050B	SW846 6020
Arsenic - TCLP	0.038	U	0.038	1.0	1	mg/L		10/25/06	SW846 3010A	SW846 6010B
Barium	36		0.0077	0.13	1	mg/Kg		10/31/06	SW846 3050B	SW846 6020
Barium - TCLP	0.58	B	0.0050	1.0	1	mg/L		10/25/06	SW846 3010A	SW846 6010B
Beryllium	0.37		0.0086	0.13	1	mg/Kg		10/31/06	SW846 3050B	SW846 6020
Boron	4.1	U	4.1	25	20	mg/Kg		10/31/06	SW846 3050B	SW846 6020
Cadmium	0.012	U	0.012	0.13	1	mg/Kg		10/31/06	SW846 3050B	SW846 6020
Cadmium - TCLP	0.0037	U	0.0037	0.25	1	mg/L		10/25/06	SW846 3010A	SW846 6010B
Chromium	43		0.021	0.13	1	mg/Kg		10/31/06	SW846 3050B	SW846 6020
Chromium - TCLP	0.0066	U	0.0066	0.25	1	mg/L		10/25/06	SW846 3010A	SW846 6010B
Cobalt	9.6		0.0044	0.13	1	mg/Kg		10/31/06	SW846 3050B	SW846 6020
Copper	23		0.014	0.13	1	mg/Kg		10/31/06	SW846 3050B	SW846 6020
Iron	33000		15	130	20	mg/Kg		10/31/06	SW846 3050B	SW846 6020
Lead	4.0		0.0044	0.10	1	mg/Kg		11/01/06	SW846 3050B	SW846 6020
Lead - TCLP	0.017	U	0.017	1.0	1	mg/L		10/25/06	SW846 3010A	SW846 6010B
Lithium	18		0.13	0.25	1	mg/kg		12/15/06	EPA 3020	EPA 6020
Magnesium	5900		0.32	63	1	mg/Kg		10/31/06	SW846 3050B	SW846 6020
Manganese	170		0.11	0.13	1	mg/Kg		10/31/06	SW846 3050B	SW846 6020
Mercury	0.0075	B	0.0019	0.013	1	mg/Kg		10/26/06	SW846 7471A	SW846 7471A
Mercury - TCLP	7.2E-5	U	7.2E-5	2.0E-4	1	mg/L		10/26/06	SW846 7470A	SW846 7470A
Molybdenum	1.2	B	0.024	1.3	1	mg/Kg		10/31/06	SW846 3050B	SW846 6020
Nickel	36		0.0097	0.13	1	mg/Kg		10/31/06	SW846 3050B	SW846 6020
Selenium	0.086	U	0.086	0.13	1	mg/Kg		10/31/06	SW846 3050B	SW846 6020
Selenium - TCLP	0.042	U	0.042	1.0	1	mg/L		10/25/06	SW846 3010A	SW846 6010B
Silver	0.010	B	0.0064	0.063	1	mg/Kg		11/14/06	3050B sec7.5	SW846 6020
Silver - TCLP	0.013	U	0.013	0.25	1	mg/L		10/25/06	SW846 3010A	SW846 6010B
Thallium	0.16		0.0075	0.13	1	mg/Kg		10/31/06	SW846 3050B	SW846 6020
Vanadium	44		0.011	0.13	1	mg/Kg		10/31/06	SW846 3050B	SW846 6020
Zinc	26		0.35	1.3	1	mg/Kg		10/31/06	SW846 3050B	SW846 6020
Cyanide, Total	0.15	U	0.15	0.29	1	mg/kg	H	11/07/06	SW846 9012A	SW846 9012A
Percent Solids	79.2		—	—	1	%		10/24/06	SM M2540G	SM M2540G
pH, Laboratory	6.6		0.10	0.10	1	su		10/24/06	SW846 9040B	SW846 9040B

All soil results are reported on a dry weight basis unless otherwise noted.

Pace Analytical Services, Inc.

1241 Bellevue Street
Green Bay, WI 54302
920-469-2436

Analytical Report Number: 877553

Client : FOTH & VAN DYKE
Project Name : KEMC-EAGLE SOUTH
Project Number : 06W003
Field ID : SB-647-4-6

Matrix Type : SOIL
Collection Date : 09/28/06
Report Date : 12/20/06
Lab Sample Number : 877553-006

INORGANICS

Test	Result		MDL	EQL	Dil.	Units	Code	Anl Date	Prep Method	Anl Method
Leach Date - Conventionals	DONE				1			10/24/06	SW846 1311	SW846 1311
Aluminum	5900		7.2	110	20	mg/Kg		10/31/06	SW846 3050B	SW846 6020
Antimony	0.19		0.012	0.11	1	mg/Kg		11/14/06	3050B sec7.5	SW846 6020
Arsenic	8.0		0.016	0.11	1	mg/Kg		10/31/06	SW846 3050B	SW846 6020
Arsenic - TCLP	0.038	U	0.038	1.0	1	mg/L		10/25/06	SW846 3010A	SW846 6010B
Barium	23		0.0067	0.11	1	mg/Kg		10/31/06	SW846 3050B	SW846 6020
Barium - TCLP	0.69	B	0.0050	1.0	1	mg/L		10/25/06	SW846 3010A	SW846 6010B
Beryllium	0.43		0.0074	0.11	1	mg/Kg		10/31/06	SW846 3050B	SW846 6020
Boron	3.5	U	3.5	22	20	mg/Kg		10/31/06	SW846 3050B	SW846 6020
Cadmium	0.017	B	0.010	0.11	1	mg/Kg	A	10/31/06	SW846 3050B	SW846 6020
Cadmium - TCLP	0.0037	U	0.0037	0.25	1	mg/L		10/25/06	SW846 3010A	SW846 6010B
Chromium	10		0.018	0.11	1	mg/Kg		10/31/06	SW846 3050B	SW846 6020
Chromium - TCLP	0.0066	U	0.0066	0.25	1	mg/L		10/25/06	SW846 3010A	SW846 6010B
Cobalt	4.9		0.0038	0.11	1	mg/Kg		10/31/06	SW846 3050B	SW846 6020
Copper	17		0.012	0.11	1	mg/Kg		10/31/06	SW846 3050B	SW846 6020
Iron	19000		13	110	20	mg/Kg		10/31/06	SW846 3050B	SW846 6020
Lead	2.0		0.0044	0.10	1	mg/Kg		11/01/06	SW846 3050B	SW846 6020
Lead - TCLP	0.017	U	0.017	1.0	1	mg/L		10/25/06	SW846 3010A	SW846 6010B
Lithium	5.3		0.10	0.21	1	mg/kg		12/15/06	EPA 3020	EPA 6020
Magnesium	3000		0.27	55	1	mg/Kg		10/31/06	SW846 3050B	SW846 6020
Manganese	220		0.099	0.11	1	mg/Kg		10/31/06	SW846 3050B	SW846 6020
Mercury	0.014		0.0016	0.011	1	mg/Kg		10/26/06	SW846 7471A	SW846 7471A
Mercury - TCLP	7.2E-5	U	7.2E-5	2.0E-4	1	mg/L		10/26/06	SW846 7470A	SW846 7470A
Molybdenum	0.83	B	0.021	1.1	1	mg/Kg		10/31/06	SW846 3050B	SW846 6020
Nickel	12		0.0084	0.11	1	mg/Kg		10/31/06	SW846 3050B	SW846 6020
Selenium	0.23		0.074	0.11	1	mg/Kg		10/31/06	SW846 3050B	SW846 6020
Selenium - TCLP	0.042	U	0.042	1.0	1	mg/L		10/25/06	SW846 3010A	SW846 6010B
Silver	0.070		0.0056	0.055	1	mg/Kg		11/14/06	3050B sec7.5	SW846 6020
Silver - TCLP	0.013	U	0.013	0.25	1	mg/L		10/25/06	SW846 3010A	SW846 6010B
Thallium	0.040	B	0.0064	0.11	1	mg/Kg		10/31/06	SW846 3050B	SW846 6020
Vanadium	17		0.0095	0.11	1	mg/Kg		10/31/06	SW846 3050B	SW846 6020
Zinc	15		0.31	1.1	1	mg/Kg		10/31/06	SW846 3050B	SW846 6020
Cyanide, Total	0.31	U	0.31	0.60	1	mg/kg	H	11/07/06	SW846 9012A	SW846 9012A
Percent Solids	91.6		---	---	1	%		10/24/06	SM M2540G	SM M2540G
pH, Laboratory	6.1		0.10	0.10	1	su		10/24/06	SW846 9045C	SW846 9045C

All soil results are reported on a dry weight basis unless otherwise noted.

Pace Analytical Services, Inc.

Analytical Report Number: 877553

1241 Bellevue Street
Green Bay, WI 54302
920-469-2436

Client : FOTH & VAN DYKE
Project Name : KEMC-EAGLE SOUTH
Project Number : 06W003
Field ID : SB-645-4-6

Matrix Type : SOIL
Collection Date : 09/28/06
Report Date : 12/20/06
Lab Sample Number : 877553-007

INORGANICS

Test	Result		MDL	EQL	Dil.	Units	Code	Anl Date	Prep Method	Anl Method
Leach Date - Conventionals	DONE				1			10/24/06	SW846 1311	SW846 1311
Aluminum	3600		0.39	5.9	1	mg/Kg		10/31/06	SW846 3050B	SW846 6020
Antimony	0.17		0.013	0.12	1	mg/Kg		11/14/06	3050B sec7.5	SW846 6020
Arsenic	1.6		0.017	0.12	1	mg/Kg		10/31/06	SW846 3050B	SW846 6020
Arsenic - TCLP	0.038	U	0.038	1.0	1	mg/L		10/25/06	SW846 3010A	SW846 6010B
Barium	4.9		0.0072	0.12	1	mg/Kg		10/31/06	SW846 3050B	SW846 6020
Barium - TCLP	0.57	B	0.0050	1.0	1	mg/L		10/25/06	SW846 3010A	SW846 6010B
Beryllium	0.51		0.0080	0.12	1	mg/Kg		10/31/06	SW846 3050B	SW846 6020
Boron	3.8	U	3.8	24	20	mg/Kg		10/31/06	SW846 3050B	SW846 6020
Cadmium	0.011	U	0.011	0.12	1	mg/Kg		10/31/06	SW846 3050B	SW846 6020
Cadmium - TCLP	0.0037	U	0.0037	0.25	1	mg/L		10/25/06	SW846 3010A	SW846 6010B
Chromium	9.6		0.019	0.12	1	mg/Kg		10/31/06	SW846 3050B	SW846 6020
Chromium - TCLP	0.0066	U	0.0066	0.25	1	mg/L		10/25/06	SW846 3010A	SW846 6010B
Cobalt	3.8		0.0041	0.12	1	mg/Kg		10/31/06	SW846 3050B	SW846 6020
Copper	8.6		0.013	0.12	1	mg/Kg		10/31/06	SW846 3050B	SW846 6020
Iron	25000		14	120	20	mg/Kg		10/31/06	SW846 3050B	SW846 6020
Lead	1.2		0.0044	0.10	1	mg/Kg		11/01/06	SW846 3050B	SW846 6020
Lead - TCLP	0.017	U	0.017	1.0	1	mg/L		10/25/06	SW846 3010A	SW846 6010B
Lithium	6.5		0.14	0.28	1	mg/kg		12/15/06	EPA 3020	EPA 6020
Magnesium	2000		0.30	59	1	mg/Kg		10/31/06	SW846 3050B	SW846 6020
Manganese	210		0.11	0.12	1	mg/Kg		10/31/06	SW846 3050B	SW846 6020
Mercury	0.0029	B	0.0018	0.012	1	mg/Kg		10/26/06	SW846 7471A	SW846 7471A
Mercury - TCLP	7.2E-5	U	7.2E-5	2.0E-4	1	mg/L		10/26/06	SW846 7470A	SW846 7470A
Molybdenum	0.72	B	0.022	1.2	1	mg/Kg		10/31/06	SW846 3050B	SW846 6020
Nickel	8.1		0.0091	0.12	1	mg/Kg		10/31/06	SW846 3050B	SW846 6020
Selenium	0.17		0.080	0.12	1	mg/Kg		10/31/06	SW846 3050B	SW846 6020
Selenium - TCLP	0.042	U	0.042	1.0	1	mg/L		10/25/06	SW846 3010A	SW846 6010B
Silver	0.024	B	0.0060	0.059	1	mg/Kg		11/14/06	3050B sec7.5	SW846 6020
Silver - TCLP	0.013	U	0.013	0.25	1	mg/L		10/25/06	SW846 3010A	SW846 6010B
Thallium	0.0095	B	0.0070	0.12	1	mg/Kg		10/31/06	SW846 3050B	SW846 6020
Vanadium	10		0.010	0.12	1	mg/Kg		10/31/06	SW846 3050B	SW846 6020
Zinc	11		0.33	1.2	1	mg/Kg		10/31/06	SW846 3050B	SW846 6020
Cyanide, Total	0.28	U	0.28	0.55	1	mg/kg	H	11/07/06	SW846 9012A	SW846 9012A
Percent Solids	84.6		—	—	1	%		10/24/06	SM M2540G	SM M2540G
pH, Laboratory	7.0		0.10	0.10	1	su		10/24/06	SW846 9045C	SW846 9045C

All soil results are reported on a dry weight basis unless otherwise noted.

Pace Analytical Services, Inc.

Analytical Report Number: 877553

1241 Bellevue Street
Green Bay, WI 54302
920-469-2436

Client : FOTH & VAN DYKE
Project Name : KEMC-EAGLE SOUTH
Project Number : 06W003
Field ID : KSB-18-0-4

Matrix Type : SOIL
Collection Date : 10/02/06
Report Date : 12/20/06
Lab Sample Number : 877553-008

INORGANICS

Test	Result		MDL	EQL	Dil.	Units	Code	Ani Date	Prep Method	Ani Method
Leach Date - Conventionals	DONE				1			10/24/06	SW846 1311	SW846 1311
Aluminum	2000		0.37	5.7	1	mg/Kg		10/31/06	SW846 3050B	SW846 6020
Antimony	2.6		0.013	0.11	1	mg/Kg		11/14/06	3050B sec7.5	SW846 6020
Arsenic	15		0.017	0.11	1	mg/Kg		10/31/06	SW846 3050B	SW846 6020
Arsenic - TCLP	0.038	U	0.038	1.0	1	mg/L		10/27/06	SW846 3010A	SW846 6010B
Barium	3.8		0.0069	0.11	1	mg/Kg		10/31/06	SW846 3050B	SW846 6020
Barium - TCLP	0.40	B	0.0050	1.0	1	mg/L		10/27/06	SW846 3010A	SW846 6010B
Beryllium	0.20		0.0077	0.11	1	mg/Kg		10/31/06	SW846 3050B	SW846 6020
Boron	3.7	U	3.7	23	20	mg/Kg		10/31/06	SW846 3050B	SW846 6020
Cadmium	0.012	B	0.010	0.11	1	mg/Kg	A	10/31/06	SW846 3050B	SW846 6020
Cadmium - TCLP	0.0037	U	0.0037	0.25	1	mg/L		10/27/06	SW846 3010A	SW846 6010B
Chromium	22		0.019	0.11	1	mg/Kg		10/31/06	SW846 3050B	SW846 6020
Chromium - TCLP	0.0066	U	0.0066	0.25	1	mg/L		10/27/06	SW846 3010A	SW846 6010B
Cobalt	4.1		0.0040	0.11	1	mg/Kg		10/31/06	SW846 3050B	SW846 6020
Copper	47		0.013	0.11	1	mg/Kg		10/31/06	SW846 3050B	SW846 6020
Iron	24000		14	110	20	mg/Kg		10/31/06	SW846 3050B	SW846 6020
Lead	14		0.0044	0.10	1	mg/Kg		11/01/06	SW846 3050B	SW846 6020
Lead - TCLP	0.017	U	0.017	1.0	1	mg/L		10/27/06	SW846 3010A	SW846 6010B
Lithium	3.1		0.12	0.24	1	mg/kg		12/15/06	EPA 3020	EPA 6020
Magnesium	1200		0.28	57	1	mg/Kg		10/31/06	SW846 3050B	SW846 6020
Manganese	97		0.10	0.11	1	mg/Kg		10/31/06	SW846 3050B	SW846 6020
Mercury	0.0092	B	0.0017	0.011	1	mg/Kg		10/26/06	SW846 7471A	SW846 7471A
Mercury - TCLP	7.2E-5	U	7.2E-5	2.0E-4	1	mg/L		10/26/06	SW846 7470A	SW846 7470A
Molybdenum	5.4		0.022	1.1	1	mg/Kg		10/31/06	SW846 3050B	SW846 6020
Nickel	11		0.0087	0.11	1	mg/Kg		10/31/06	SW846 3050B	SW846 6020
Selenium	0.31		0.077	0.11	1	mg/Kg		10/31/06	SW846 3050B	SW846 6020
Selenium - TCLP	0.042	U	0.042	1.0	1	mg/L		10/27/06	SW846 3010A	SW846 6010B
Silver	0.68		0.0058	0.057	1	mg/Kg		11/14/06	3050B sec7.5	SW846 6020
Silver - TCLP	0.013	U	0.013	0.25	1	mg/L		10/27/06	SW846 3010A	SW846 6010B
Thallium	0.0067	U	0.0067	0.11	1	mg/Kg		10/31/06	SW846 3050B	SW846 6020
Vanadium	9.1		0.0099	0.11	1	mg/Kg		10/31/06	SW846 3050B	SW846 6020
Zinc	13		0.32	1.1	1	mg/Kg		10/31/06	SW846 3050B	SW846 6020
Cyanide, Total	14		1.2	2.4	5	mg/kg	H	11/07/06	SW846 9012A	SW846 9012A
Percent Solids	88.3		—	—	1	%		10/24/06	SM M2540G	SM M2540G
pH, Laboratory	3.5		0.10	0.10	1	su		10/24/06	SW846 9045C	SW846 9045C

All soil results are reported on a dry weight basis unless otherwise noted.

Pace Analytical Services, Inc.

1241 Bellevue Street
Green Bay, WI 54302
920-469-2436

Analytical Report Number: 877553

Client : FOTH & VAN DYKE
Project Name : KEMC-EAGLE SOUTH
Project Number : 06W003
Field ID : DUP-10-2

Matrix Type : SOIL
Collection Date : 10/02/06
Report Date : 12/20/06
Lab Sample Number : 877553-009

INORGANICS

Test	Result		MDL	EQL	Dil.	Units	Code	Anl Date	Prep Method	Anl Method
Leach Date - Conventionals	DONE				1			10/24/06	SW846 1311	SW846 1311
Aluminum	1100		0.37	5.6	1	mg/Kg		10/31/06	SW846 3050B	SW846 6020
Antimony	2.0		0.012	0.11	1	mg/Kg		11/14/06	3050B sec7.5	SW846 6020
Arsenic	15		0.016	0.11	1	mg/Kg		10/31/06	SW846 3050B	SW846 6020
Arsenic - TCLP	0.038	U	0.038	1.0	1	mg/L		10/25/06	SW846 3010A	SW846 6010B
Barium	2.3		0.0068	0.11	1	mg/Kg		10/31/06	SW846 3050B	SW846 6020
Barium - TCLP	0.37	B	0.0050	1.0	1	mg/L		10/25/06	SW846 3010A	SW846 6010B
Beryllium	0.15		0.0076	0.11	1	mg/Kg		10/31/06	SW846 3050B	SW846 6020
Boron	3.6	U	3.6	22	20	mg/Kg		10/31/06	SW846 3050B	SW846 6020
Cadmium	0.010	U	0.010	0.11	1	mg/Kg		10/31/06	SW846 3050B	SW846 6020
Cadmium - TCLP	0.0037	U	0.0037	0.25	1	mg/L		10/25/06	SW846 3010A	SW846 6010B
Chromium	17		0.018	0.11	1	mg/Kg		10/31/06	SW846 3050B	SW846 6020
Chromium - TCLP	0.0066	U	0.0066	0.25	1	mg/L		10/25/06	SW846 3010A	SW846 6010B
Cobalt	2.5		0.0039	0.11	1	mg/Kg		10/31/06	SW846 3050B	SW846 6020
Copper	31		0.012	0.11	1	mg/Kg		10/31/06	SW846 3050B	SW846 6020
Iron	22000		13	110	20	mg/Kg		10/31/06	SW846 3050B	SW846 6020
Lead	7.8		0.0044	0.10	1	mg/Kg		11/01/06	SW846 3050B	SW846 6020
Lead - TCLP	0.017	U	0.017	1.0	1	mg/L		10/25/06	SW846 3010A	SW846 6010B
Lithium	4.2		0.13	0.26	1	mg/kg		12/15/06	EPA 3020	EPA 6020
Magnesium	580		0.28	56	1	mg/Kg		10/31/06	SW846 3050B	SW846 6020
Manganese	69		0.10	0.11	1	mg/Kg		10/31/06	SW846 3050B	SW846 6020
Mercury	0.014		0.0017	0.011	1	mg/Kg		10/26/06	SW846 7471A	SW846 7471A
Mercury - TCLP	7.2E-5	U	7.2E-5	2.0E-4	1	mg/L		10/26/06	SW846 7470A	SW846 7470A
Molybdenum	2.8		0.021	1.1	1	mg/Kg		10/31/06	SW846 3050B	SW846 6020
Nickel	6.7		0.0086	0.11	1	mg/Kg		10/31/06	SW846 3050B	SW846 6020
Selenium	0.30		0.075	0.11	1	mg/Kg		10/31/06	SW846 3050B	SW846 6020
Selenium - TCLP	0.042	U	0.042	1.0	1	mg/L		10/25/06	SW846 3010A	SW846 6010B
Silver	0.47		0.0057	0.056	1	mg/Kg		11/14/06	3050B sec7.5	SW846 6020
Silver - TCLP	0.013	U	0.013	0.25	1	mg/L		10/25/06	SW846 3010A	SW846 6010B
Thallium	0.0066	U	0.0066	0.11	1	mg/Kg		10/31/06	SW846 3050B	SW846 6020
Vanadium	5.9		0.0097	0.11	1	mg/Kg		10/31/06	SW846 3050B	SW846 6020
Zinc	8.7		0.31	1.1	1	mg/Kg	A	10/31/06	SW846 3050B	SW846 6020
Cyanide, Total	12		1.0	2.0	5	mg/kg	H	11/07/06	SW846 9012A	SW846 9012A
Percent Solids	89.7		---	---	1	%		10/24/06	SM M2540G	SM M2540G
pH, Laboratory	3.6		0.10	0.10	1	su		10/24/06	SW846 9045C	SW846 9045C

All soil results are reported on a dry weight basis unless otherwise noted.

Pace Analytical Services, Inc.

1241 Bellevue Street
Green Bay, WI 54302
920-469-2436

Analytical Report Number: 877553

Client : FOTH & VAN DYKE
Project Name : KEMC-EAGLE SOUTH
Project Number : 06W003
Field ID : SB-616-2-4

Matrix Type : SOIL
Collection Date : 10/02/06
Report Date : 12/20/06
Lab Sample Number : 877553-010

INORGANICS

Test	Result		MDL	EQL	Dil.	Units	Code	Anl Date	Prep Method	Anl Method
Leach Date - Conventionals	DONE				1			10/24/06	SW846 1311	SW846 1311
Aluminum	11000		7.0	110	20	mg/Kg		10/31/06	SW846 3050B	SW846 6020
Antimony	0.30		0.012	0.11	1	mg/Kg		11/14/06	3050B sec7.5	SW846 6020
Arsenic	2.7		0.015	0.11	1	mg/Kg		10/31/06	SW846 3050B	SW846 6020
Arsenic - TCLP	0.038	U	0.038	1.0	1	mg/L		10/25/06	SW846 3010A	SW846 6010B
Barium	8.1		0.0065	0.11	1	mg/Kg		10/31/06	SW846 3050B	SW846 6020
Barium - TCLP	0.49	B	0.0050	1.0	1	mg/L		10/25/06	SW846 3010A	SW846 6010B
Beryllium	1.5		0.0072	0.11	1	mg/Kg		10/31/06	SW846 3050B	SW846 6020
Boron	9.6	B	3.4	21	20	mg/Kg		10/31/06	SW846 3050B	SW846 6020
Cadmium	0.0097	U	0.0097	0.11	1	mg/Kg		10/31/06	SW846 3050B	SW846 6020
Cadmium - TCLP	0.0037	U	0.0037	0.25	1	mg/L		10/25/06	SW846 3010A	SW846 6010B
Chromium	17		0.017	0.11	1	mg/Kg		10/31/06	SW846 3050B	SW846 6020
Chromium - TCLP	0.0066	U	0.0066	0.25	1	mg/L		10/25/06	SW846 3010A	SW846 6010B
Cobalt	18		0.0037	0.11	1	mg/Kg		10/31/06	SW846 3050B	SW846 6020
Copper	23		0.012	0.11	1	mg/Kg		10/31/06	SW846 3050B	SW846 6020
Iron	33000		13	110	20	mg/Kg		10/31/06	SW846 3050B	SW846 6020
Lead	2.2		0.0044	0.10	1	mg/Kg		11/01/06	SW846 3050B	SW846 6020
Lead - TCLP	0.017	U	0.017	1.0	1	mg/L		10/25/06	SW846 3010A	SW846 6010B
Lithium	23		0.11	0.22	1	mg/kg		12/15/06	EPA 3020	EPA 6020
Magnesium	7100		0.27	53	1	mg/Kg		10/31/06	SW846 3050B	SW846 6020
Manganese	480		0.096	0.11	1	mg/Kg		10/31/06	SW846 3050B	SW846 6020
Mercury	0.0040	B	0.0016	0.011	1	mg/Kg		10/26/06	SW846 7471A	SW846 7471A
Mercury - TCLP	7.2E-5	U	7.2E-5	2.0E-4	1	mg/L		10/26/06	SW846 7470A	SW846 7470A
Molybdenum	0.57	B	0.020	1.1	1	mg/Kg		10/31/06	SW846 3050B	SW846 6020
Nickel	27		0.0081	0.11	1	mg/Kg		10/31/06	SW846 3050B	SW846 6020
Selenium	0.20		0.072	0.11	1	mg/Kg		10/31/06	SW846 3050B	SW846 6020
Selenium - TCLP	0.042	U	0.042	1.0	1	mg/L		10/25/06	SW846 3010A	SW846 6010B
Silver	0.037	B	0.0054	0.053	1	mg/Kg		11/14/06	3050B sec7.5	SW846 6020
Silver - TCLP	0.013	U	0.013	0.25	1	mg/L		10/25/06	SW846 3010A	SW846 6010B
Thallium	0.047	B	0.0062	0.11	1	mg/Kg		10/31/06	SW846 3050B	SW846 6020
Vanadium	20		0.0092	0.11	1	mg/Kg		10/31/06	SW846 3050B	SW846 6020
Zinc	24		0.30	1.1	1	mg/Kg		10/31/06	SW846 3050B	SW846 6020
Cyanide, Total	0.27	U	0.27	0.53	1	mg/kg	H	11/07/06	SW846 9012A	SW846 9012A
Percent Solids	94.5		—	—	1	%		10/24/06	SM M2540G	SM M2540G
pH, Laboratory	7.7		0.10	0.10	1	su		10/24/06	SW846 9045C	SW846 9045C

All soil results are reported on a dry weight basis unless otherwise noted.

Pace Analytical Services, Inc.

1241 Bellevue Street
Green Bay, WI 54302
920-469-2436

Analytical Report Number: 877553

Client : FOTH & VAN DYKE
Project Name : KEMC-EAGLE SOUTH
Project Number : 06W003
Field ID : SB-624-0-4

Matrix Type : SOIL
Collection Date : 10/02/06
Report Date : 12/20/06
Lab Sample Number : 877553-011

INORGANICS

Test	Result		MDL	EQL	Dil.	Units	Code	Ani Date	Prep Method	Ani Method
Leach Date - Conventionals	DONE				1			10/24/06	SW846 1311	SW846 1311
Aluminum	3800		0.38	5.8	1	mg/Kg		10/31/06	SW846 3050B	SW846 6020
Antimony	0.36		0.013	0.12	1	mg/Kg		11/14/06	3050B sec7.5	SW846 6020
Arsenic	8.8		0.017	0.12	1	mg/Kg		10/31/06	SW846 3050B	SW846 6020
Arsenic - TCLP	0.038	U	0.038	1.0	1	mg/L		10/25/06	SW846 3010A	SW846 6010B
Barium	12		0.0070	0.12	1	mg/Kg		10/31/06	SW846 3050B	SW846 6020
Barium - TCLP	0.58	B	0.0050	1.0	1	mg/L		10/25/06	SW846 3010A	SW846 6010B
Beryllium	0.46		0.0078	0.12	1	mg/Kg		10/31/06	SW846 3050B	SW846 6020
Boron	3.7	U	3.7	23	20	mg/Kg		10/31/06	SW846 3050B	SW846 6020
Cadmium	0.011	U	0.011	0.12	1	mg/Kg		10/31/06	SW846 3050B	SW846 6020
Cadmium - TCLP	0.0037	U	0.0037	0.25	1	mg/L		10/25/06	SW846 3010A	SW846 6010B
Chromium	9.2		0.019	0.12	1	mg/Kg		10/31/06	SW846 3050B	SW846 6020
Chromium - TCLP	0.0066	U	0.0066	0.25	1	mg/L		10/25/06	SW846 3010A	SW846 6010B
Cobalt	8.1		0.0040	0.12	1	mg/Kg		10/31/06	SW846 3050B	SW846 6020
Copper	27		0.013	0.12	1	mg/Kg		10/31/06	SW846 3050B	SW846 6020
Iron	20000		14	120	20	mg/Kg		10/31/06	SW846 3050B	SW846 6020
Lead	8.1		0.0044	0.10	1	mg/Kg		11/01/06	SW846 3050B	SW846 6020
Lead - TCLP	0.017	U	0.017	1.0	1	mg/L		10/25/06	SW846 3010A	SW846 6010B
Lithium	6.4		0.14	0.27	1	mg/kg		12/15/06	EPA 3020	EPA 6020
Magnesium	1900		0.29	58	1	mg/Kg		10/31/06	SW846 3050B	SW846 6020
Manganese	230		0.10	0.12	1	mg/Kg		10/31/06	SW846 3050B	SW846 6020
Mercury	0.0078	B	0.0017	0.012	1	mg/Kg		10/26/06	SW846 7471A	SW846 7471A
Mercury - TCLP	7.2E-5	U	7.2E-5	2.0E-4	1	mg/L		10/26/06	SW846 7470A	SW846 7470A
Molybdenum	1.2		0.022	1.2	1	mg/Kg		10/31/06	SW846 3050B	SW846 6020
Nickel	14		0.0089	0.12	1	mg/Kg		10/31/06	SW846 3050B	SW846 6020
Selenium	0.20		0.078	0.12	1	mg/Kg		10/31/06	SW846 3050B	SW846 6020
Selenium - TCLP	0.042	U	0.042	1.0	1	mg/L		10/25/06	SW846 3010A	SW846 6010B
Silver	0.031	B	0.0059	0.058	1	mg/Kg		11/14/06	3050B sec7.5	SW846 6020
Silver - TCLP	0.013	U	0.013	0.25	1	mg/L		10/25/06	SW846 3010A	SW846 6010B
Thallium	0.036	B	0.0068	0.12	1	mg/Kg		10/31/06	SW846 3050B	SW846 6020
Vanadium	11		0.010	0.12	1	mg/Kg		10/31/06	SW846 3050B	SW846 6020
Zinc	36		0.32	1.2	1	mg/Kg		10/31/06	SW846 3050B	SW846 6020
Cyanide, Total	0.15	U	0.15	0.30	1	mg/kg	H	11/07/06	SW846 9012A	SW846 9012A
Percent Solids	86.7		---	—	1	%		10/24/06	SM M2540G	SM M2540G
pH, Laboratory	7.0		0.10	0.10	1	su		10/24/06	SW846 9045C	SW846 9045C

All soil results are reported on a dry weight basis unless otherwise noted.

Pace Analytical Services, Inc.

1241 Bellevue Street
Green Bay, WI 54302
920-469-2436
Fax: 920-469-8827

Lab Number	TestGroupID	Field ID	Comment
877553	M-HG-S	All Samples	H - Preparation of samples performed 1 day past holding time. This affects samples 877553-001 and -002.
877553	W-CN-S	All Samples	H - Analysis performed 28 days past holding time for samples 001 and 002, 27 days past hold for samples 003-005, 26 days past hold for samples 006 and 007, 22 days past hold for samples 008-011. All sample received past hold time.
877553-	M-CD-S	All Samples	A - Analyte is detected in the method blank at a concentration of 0.035 mg/Kg.
877553-	M-ZN-S	All Samples	A - Analyte is detected in the method blank at a concentration of 0.42 mg/Kg.

Qualifier Codes

Flag	Applies To	Explanation
A	Inorganic	Analyte is detected in the method blank. Method blank criteria is evaluated to the laboratory method detection limit. Additionally, method blank acceptance may be based on project specific criteria or determined from analyte concentrations in the sample and are evaluated on a sample by sample basis.
B	Inorganic	The analyte has been detected between the method detection limit and the reporting limit.
B	Organic	Analyte is present in the method blank. Method blank criteria is evaluated to the laboratory method detection limit. Additionally, method blank acceptance may be based on project specific criteria or determined from analyte concentrations in the sample and are evaluated on a sample by sample basis.
C	All	Elevated detection limit.
D	All	Analyte value from diluted analysis or surrogate result not applicable due to sample dilution.
E	Inorganic	Estimated concentration due to matrix interferences. During the metals analysis the serial dilution failed to meet the established control limits of 0-10%. The sample concentration is greater than 50 times the IDL for analysis done on the ICP or 100 times the IDL for analysis done on the ICP-MS. The result was flagged with the E qualifier to indicate that a physical interference was observed.
E	Organic	Analyte concentration exceeds calibration range.
F	Inorganic	Due to potential interferences for this analysis by Inductively Coupled Plasma techniques (SW-846 Method 6010), this analyte has been confirmed by and reported from an alternate method.
F	Organic	Surrogate results outside control criteria.
G	All	The result is estimated because the concentration is less than the lowest calibration standard concentration utilized in the initial calibration. The method detection limit is less than the reporting limit specified for this project.
H	All	Preservation, extraction or analysis performed past holding time.
HF	Inorganic	This test is considered a field parameter, and the recommended holding time is 15 minutes from collection. The analysis was performed in the laboratory beyond the recommended holding time.
J	All	Concentration detected equal to or greater than the method detection limit but less than the reporting limit.
K	Inorganic	Sample received unpreserved. Sample was either preserved at the time of receipt or at the time of sample preparation.
K	Organic	Detection limit may be elevated due to the presence of an unrequested analyte.
L	All	Elevated detection limit due to low sample volume.
M	Organic	Sample pH was greater than 2
N	All	Spiked sample recovery not within control limits.
O	Organic	Sample received overweight.
P	Organic	The relative percent difference between the two columns for detected concentrations was greater than 40%.
Q	All	The analyte has been detected between the limit of detection (LOD) and limit of quantitation (LOQ). The results are qualified due to the uncertainty of analyte concentrations within this range.
S	Organic	The relative percent difference between quantitation and confirmation columns exceeds internal quality control criteria. Because the result is unconfirmed, it has been reported as a non-detect with an elevated detection limit.
U	All	The analyte was not detected at or above the reporting limit.
V	All	Sample received with headspace.
W	All	A second aliquot of sample was analyzed from a container with headspace.
X	All	See Sample Narrative.
Z	Organics	This compound was separated in the check standard but it did not meet the resolution criteria as set forth in SW846.
&	All	Laboratory Control Spike recovery not within control limits.
*	All	Precision not within control limits.
+	Inorganic	The sample result is greater than four times the spike level: therefore, the percent recovery is not evaluated.
<	All	The analyte was not detected at or above the reporting limit.
1	Inorganic	Dissolved analyte or filtered analyte greater than total analyte; analyses passed QC based on precision criteria.
2	Inorganic	Dissolved analyte or filtered analyte greater than total analyte; analyses failed QC based on precision criteria.
3	Inorganic	BOD result is estimated due to the BOD blank exceeding the allowable oxygen depletion.
4	Inorganic	BOD duplicate precision not within control limits. Due to the 48 hour holding time for this test, it is not practical to reanalyze and try to correct the deficiency.
5	Inorganic	BOD result is estimated due to insufficient oxygen depletion. Due to the 48 hour holding time for this test, it is not practical to reanalyze and try to correct the deficiency.
6	Inorganic	BOD laboratory control sample not within control limits. Due to the 48 hour holding time for this test, it is not practical to reanalyze and try to correct the deficiency.
7	Inorganic	BOD result is estimated due to complete oxygen depletion. Due to the 48 hour holding time for this test, it is not practical to reanalyze and try to correct the deficiency.

Pace Analytical Services, Inc.

Analysis Summary by Laboratory

1241 Bellevue Street
Green Bay, WI 54302

Test Group Name	877553-001	877553-002	877553-003	877553-004	877553-005	877553-006	877553-007	877553-008	877553-009	877553-010	877553-011
ALUMINUM	B	B	B	B	B	B	B	B	B	B	B
ANTIMONY	B	B	B	B	B	B	B	B	B	B	B
ARSENIC	B	B	B	B	B	B	B	B	B	B	B
ARSENIC - TCLP	B	B	B	B	B	B	B	B	B	B	B
BARIUM	B	B	B	B	B	B	B	B	B	B	B
BARIUM - TCLP	B	B	B	B	B	B	B	B	B	B	B
BERYLLIUM	B	B	B	B	B	B	B	B	B	B	B
BORON	B	B	B	B	B	B	B	B	B	B	B
CADMIUM	B	B	B	B	B	B	B	B	B	B	B
CADMIUM - TCLP	B	B	B	B	B	B	B	B	B	B	B
CHROMIUM	B	B	B	B	B	B	B	B	B	B	B
CHROMIUM - TCLP	B	B	B	B	B	B	B	B	B	B	B
COBALT	B	B	B	B	B	B	B	B	B	B	B
COPPER	B	B	B	B	B	B	B	B	B	B	B
CYANIDE, TOTAL	B	B	B	B	B	B	B	B	B	B	B
IRON	B	B	B	B	B	B	B	B	B	B	B
LEAD	B	B	B	B	B	B	B	B	B	B	B
LEAD - TCLP	B	B	B	B	B	B	B	B	B	B	B
LITHIUM	M	M	M	M	M	M	M	M	M	M	M
MAGNESIUM	B	B	B	B	B	B	B	B	B	B	B
MANGANESE	B	B	B	B	B	B	B	B	B	B	B
MERCURY	B	B	B	B	B	B	B	B	B	B	B
MERCURY - TCLP	B	B	B	B	B	B	B	B	B	B	B
MOLYBDENUM	B	B	B	B	B	B	B	B	B	B	B
NICKEL	B	B	B	B	B	B	B	B	B	B	B
PERCENT SOLIDS	B	B	B	B	B	B	B	B	B	B	B
PH, LABORATORY	B	B	B	B	B	B	B	B	B	B	B
SELENIUM	B	B	B	B	B	B	B	B	B	B	B
SELENIUM - TCLP	B	B	B	B	B	B	B	B	B	B	B
SILVER	B	B	B	B	B	B	B	B	B	B	B
SILVER - TCLP	B	B	B	B	B	B	B	B	B	B	B
THALLIUM	B	B	B	B	B	B	B	B	B	B	B
VANADIUM	B	B	B	B	B	B	B	B	B	B	B
ZINC	B	B	B	B	B	B	B	B	B	B	B

Code	Facility	Address	MI Certification
B	Green Bay Lab (Bellevue St)	1241 Bellevue Street, Suite 9 Green Bay, WI 54302	Not Certified
M	Minnesota Laboratory	1700 Elm Street, Suite 200 Minneapolis, MN	Not Certified

Pace Analytical Services, Inc.

QC Summary

1241 Bellevue Street
Green Bay, WI 54302
920-469-2436
Fax: 920-469-8827

SDG: 877553
Lab Section: WETCHEM
QC Batch Number: 15466
Prep Method: SW846 9045C
Analytical Method: SW846 9045C

QC Type	Client Sample ID	Lab Sample ID
DUP	SB-624-0-4DUP	877553-011DUP

Client Sample ID	Lab Sample ID	
SB-648-4-6	877553-001	MB
SB-645-4-6	877553-007	MB
DUP-10-2	877553-009	MB
SB-624-0-4	877553-011	MB

Client Sample ID	Lab Sample ID	
SB-647-4-6	877553-006	MB
KSB-18-0-4	877553-008	MB
SB-616-2-4	877553-010	MB

Test Name	Method Blank Result Conc	LCS Spiked Conc	LCS Recovery Conc	LCS Recovery %	C	LCSD Spiked Conc	LCSD Recovery Conc	LCSD Recovery %	C	LCS/LCSD RPD %	C	LCS/LCSD Control Limits LCL %	UCL %	RPD %	Parent Sample Number	Parent Result Conc	Lab Dup Conc	Lab Dup RPD %	C	Lab Dup RPD Limit %
pH, Laboratory	—	0	—	—		—	—	—		—		—	—	—	877553-011	7.000	7.07	1.0		20

Conc = su unless otherwise noted
C = QC Code, see Qualifer Sheet
Parent Result is reported down to MDL in order to allow Validation of this worksheet
The %R and RPD results are calculated from raw data values with more significant figures than are reported on this form.

Report Date: 12/20/2006
QC Batch Number: 15466

Pace Analytical Services, Inc.

QC Summary

1241 Bellevue Street
Green Bay, WI 54302
920-469-2436
Fax: 920-469-8827

SDG: 877553
Lab Section: WETCHEM
QC Batch Number: 15470
Prep Method: SW846 9040B
Analytical Method: SW846 9040B

QC Type	Client Sample ID	Lab Sample ID
DUP	P-604-9-14DUP	877553-005DUP

Client Sample ID	Lab Sample ID	
DUP-9-26	877553-002	MB
MW-606-14-16	877553-004	MB

Client Sample ID	Lab Sample ID	
P-602-14-16	877553-003	MB
P-604-9-14	877553-005	MB

Test Name	Method Blank Result Conc	LCS Spiked Conc	LCS Recovery Conc	%	C	LCSD Spiked Conc	LCSD Recovery Conc	%	C	LCS/LCSD RPD %	C	LCS/LCSD Control Limits LCL %	UCL %	RPD %	Parent Sample Number	Parent Result Conc	Lab Dup Conc	Lab Dup RPD %	C	Lab Dup RPD Limit %
pH, Laboratory	—	0	—	—		—	—	—		—		—	—	—	877553-005	6.570	6.64	1.1		20

Conc = su unless otherwise noted
C = QC Code, see Qualifer Sheet
Parent Result is reported down to MDL in order to allow Validation of this worksheet
The %R and RPD results are calculated from raw data values with more significant figures than are reported on this form.

Report Date: 12/20/2006
QC Batch Number: 15470

Pace Analytical Services, Inc.

QC Summary

1241 Bellevue Street
Green Bay, WI 54302
920-469-2436
Fax: 920-469-8827

Batch: 877553
Lab Section: METALS
QC Batch Number: 15519
Prep Method: SW846 3010A
Analytical Method: SW846 6010B

QC Type	Client Sample ID	Lab Sample ID
MB	MBTMTG1984-73	MBTMTG1984-73
LCS	LCSTMTG1984-73	LCSTMTG1984-73
MS	SB-648-4-6MS	877553-001MS
MSD	SB-648-4-6MSD	877553-001MSD

Client Sample ID	Lab Sample ID	MB ID
SB-648-4-6	877553-001	MB
P-602-14-16	877553-003	MB
P-604-9-14	877553-005	MB
SB-645-4-6	877553-007	MB
DUP-10-2	877553-009	MB
SB-624-0-4	877553-011	MB

Client Sample ID	Lab Sample ID	MB ID
DUP-9-26	877553-002	MB
MW-606-14-16	877553-004	MB
SB-647-4-6	877553-006	MB
KSB-18-0-4	877553-008	MB
SB-616-2-4	877553-010	MB

Test Name	Method Blank Result		Conc	LCS Spiked Conc	LCS Recovery Conc	%	C	LCSD Spiked Conc	LCSD Recovery Conc	%	C	LCS/LCSD RPD %	C	LCS/LCSD Control Limits LCL %	UCL %	RPD %	Parent Sample Number	Parent Result		Conc	MS Spiked Conc	MS Recovery Conc	%	C	MSD Spiked Conc	MSD Recovery Conc	%	C	MS/MSD RPD %	C	MS/MSD Control Limits LCL %	UCL %	RPD %
Arsenic - TCLP	<		0.0076	0.50	0.49	97.5		—	—	—		—		80	120	20	877553-001	<		0.038	2.5	2.5	101.3		2.5	2.5	98.8		2.5		75	125	20
Barium - TCLP	<		0.001	0.50	0.48	95.6		—	—	—		—		80	120	20	877553-001			0.54	2.5	3	98.2		2.5	3	96.8		1.2		75	125	20
Cadmium - TCLP	<		0.00074	0.50	0.49	97.8		—	—	—		—		80	120	20	877553-001			0.0065	2.5	2.6	102.3		2.5	2.5	100.1		2.1		75	125	20
Chromium - TCLP	<		0.0013	0.50	0.48	95.9		—	—	—		—		80	120	20	877553-001			0.15	2.5	2.7	101.5		2.5	2.6	98.1		3.2		75	125	20
Lead - TCLP	<		0.0034	0.50	0.49	97.7		—	—	—		—		80	120	20	877553-001	<		0.017	2.5	2.5	100.8		2.5	2.5	99.7		1.1		75	125	20
Selenium - TCLP	<		0.0083	0.50	0.48	96.1		—	—	—		—		80	120	20	877553-001	<		0.042	2.5	2.6	103.1		2.5	2.5	101.4		1.7		75	125	20
Silver - TCLP	<		0.0026	0.25	0.24	97.0		—	—	—		—		80	120	20	877553-001	<		0.013	1.2	1.3	101.4		1.2	1.2	98.5		2.9		75	125	20

Conc = mg/L unless otherwise noted
C = QC Code, see Qualifer Sheet
Parent Result is reported down to MDL in order to allow Validation of this worksheet
The %R and RPD results are calculated from raw data values with more significant figures than are reported on this form.

Report Date: 12/20/2006
QC Batch Number: 15519

Pace Analytical Services, Inc.

QC Summary

1241 Bellevue Street
Green Bay, WI 54302
920-469-2436
Fax: 920-469-8827

Batch: 877553
Lab Section: METALS
QC Batch Number: 15542
Prep Method: SW846 7471A
Analytical Method: SW846 7471A

QC Type	Client Sample ID	Lab Sample ID
MB	MBSMTG1986-45	MBSMTG1986-45
LCS	LCSSMTG1986-45	LCSSMTG1986-45
MS	SB-648-4-6MS	877553-001MS
MSD	SB-648-4-6MSD	877553-001MSD

Client Sample ID	Lab Sample ID	MB ID
SB-648-4-6	877553-001	MB
P-602-14-16	877553-003	MB
P-604-9-14	877553-005	MB
SB-645-4-6	877553-007	MB
DUP-10-2	877553-009	MB
SB-624-0-4	877553-011	MB

Client Sample ID	Lab Sample ID	MB ID
DUP-9-26	877553-002	MB
MW-606-14-16	877553-004	MB
SB-647-4-6	877553-006	MB
KSB-18-0-4	877553-008	MB
SB-616-2-4	877553-010	MB

Test Name	Method Blank Result		Conc	LCS Spiked Conc	LCS Recovery Conc	%	C	LCSD Spiked Conc	LCSD Recovery Conc	%	C	LCS/LCSD RPD %	C	LCS/LCSD Control Limits LCL %	UCL %	RPD %	Parent Sample Number		Parent Result Conc	MS Spiked Conc	MS Recovery Conc	%	C	MSD Spiked Conc	MSD Recovery Conc	%	C	MS/MSD RPD %	C	MS/MSD Control Limits LCL %	UCL %	RPD %
Mercury		<	0.0015	0.25	0.26	102.6		---	---	---		---		85	115	20	877553-001		0.0029	0.27	0.27	99.0		0.27	0.28	101.7		2.7		85	115	20

Conc = mg/Kg unless otherwise noted
C = QC Code, see Qualifer Sheet
Parent Result is reported down to MDL in order to allow Validation of this worksheet
The %R and RPD results are calculated from raw data values with more significant figures than are reported on this form.

Report Date: 12/20/2006
QC Batch Number: 15542

Pace Analytical Services, Inc.

QC Summary

1241 Bellevue Street
Green Bay, WI 54302
920-469-2436
Fax: 920-469-8827

Batch: 877553
Lab Section: METALS
QC Batch Number: 15569
Prep Method: SW846 7470A
Analytical Method: SW846 7470A

QC Type	Client Sample ID	Lab Sample ID
MB	MBTMTG1985-35	MBTMTG1985-35
LCS	LCSTMTG1985-35	LCSTMTG1985-35
MS	877648-001MS	877648-001MS
MS	877619-002MS	877619-002MS
MS	877612-001MS	877612-001MS
MS	SB-648-4-6MS	877553-001MS
MSD	SB-648-4-6MSD	877553-001MSD

Client Sample ID	Lab Sample ID	MB ID
SB-648-4-6	877553-001	MB
P-602-14-16	877553-003	MB
P-604-9-14	877553-005	MB
SB-645-4-6	877553-007	MB
DUP-10-2	877553-009	MB
SB-624-0-4	877553-011	MB

Client Sample ID	Lab Sample ID	MB ID
DUP-9-26	877553-002	MB
MW-606-14-16	877553-004	MB
SB-647-4-6	877553-006	MB
KSB-18-0-4	877553-008	MB
SB-616-2-4	877553-010	MB

Test Name	Method Blank Result Conc		LCS Spiked Conc	LCS Recovery Conc	LCS Recovery %	C	LCSD Spiked Conc	LCSD Recovery Conc	LCSD Recovery %	C	LCS/LCSD RPD %	C	LCS/LCSD Control Limits LCL %	UCL %	RPD %	Parent Sample Number	Parent Result Conc		MS Spiked Conc	MS Recovery Conc	MS Recovery %	C	MSD Spiked Conc	MSD Recovery Conc	MSD Recovery %	C	MS/MSD RPD %	C	MS/MSD Control Limits LCL %	UCL %	RPD %
Mercury - TCLP	<	7.2e-005	0.0050	0.0055	110.9		---	---	---		---		85	115	20	877553-001	<	7.2e-005	0.0050	0.0054	107.0		0.0050	0.0053	105.3		1.6		85	115	20
Mercury - TCLP	<	7.2e-005	0.0050	0.0055	110.9		---	---	---		---		85	115	20	877612-001	<	7.2e-005	0.0050	0.0056	111.9		---	---	---		---		85	115	20
Mercury - TCLP	<	7.2e-005	0.0050	0.0055	110.9		---	---	---		---		85	115	20	877619-002	<	7.2e-005	0.0050	0.0054	108.9		---	---	---		---		85	115	20
Mercury - TCLP	<	7.2e-005	0.0050	0.0055	110.9		---	---	---		---		85	115	20	877648-001	<	7.2e-005	0.0050	0.0054	107.1		---	---	---		---		85	115	20

Conc = mg/L unless otherwise noted
C = QC Code, see Qualifer Sheet
Parent Result is reported down to MDL in order to allow Validation of this worksheet
The %R and RPD results are calculated from raw data values with more significant figures than are reported on this form.

Report Date: 12/20/2006
QC Batch Number: 15569

Pace Analytical Services, Inc.

QC Summary

1241 Bellevue Street
Green Bay, WI 54302
920-469-2436
Fax: 920-469-8827

Batch: 877553
Lab Section: METALS
QC Batch Number: 15611
Prep Method: SW846 3050B
Analytical Method: SW846 6020

QC Type	Client Sample ID	Lab Sample ID
MB	MBSMTG1875-13	MBSMTG1875-13
LCS	LCSSMTG1875-13	LCSSMTG1875-13
MS	877455-005MS	877455-005MS
MSD	877455-005MSD	877455-005MSD

Client Sample ID	Lab Sample ID	MB ID	Client Sample ID	Lab Sample ID	MB ID
SB-648-4-6	877553-001	MB	DUP-9-26	877553-002	MB
P-602-14-16	877553-003	MB	MW-606-14-16	877553-004	MB
P-604-9-14	877553-005	MB	SB-647-4-6	877553-006	MB
SB-645-4-6	877553-007	MB	KSB-18-0-4	877553-008	MB
DUP-10-2	877553-009	MB	SB-616-2-4	877553-010	MB
SB-624-0-4	877553-011	MB			

Test Name	Method Blank Result		Conc	LCS Spiked Conc	LCS Recovery Conc	%	C	LCSD Spiked Conc	LCSD Recovery Conc	%	C	LCS/LCSD RPD %	C	LCS/LCSD Control Limits LCL %	UCL %	RPD %	Parent Sample Number	Parent Result Conc	MS Spiked Conc	MS Recovery Conc	%	C	MSD Spiked Conc	MSD Recovery Conc	%	C	MS/MSD RPD %	C	MS/MSD Control Limits LCL %	UCL %	RPD %
Aluminum	J		1.9	1000.0	976.1	97.6		---	—	—		---		75	125	20	877455-005	3365.0	1216.0	4331.8	79.5		121.61	4161.5	655.0	+	4.0		75	125	20
Arsenic	<		0.015	20.0	21.3	106.6		---	—	—		---		75	125	20	877455-005	1.18	24.3	25.4	99.6		24.3	26	102.1		2.4		75	125	20
Barium	J		0.012	20.0	19.8	99.2		---	—	—		---		75	125	20	877455-005	5.82	24.3	28.3	92.5		24.3	28.5	93.2		0.6		75	125	20
Beryllium	<		0.0068	20.0	19.3	96.3		—	—	—		---		75	125	20	877455-005	0.538	24.3	23.4	94.1		24.3	23.4	94.1		0.1		75	125	20
Boron	<		0.16	20.0	18.7	93.3		—	—	---		—		75	125	20	877455-005	4.23	24.3	22.1	73.3	N	24.3	20.9	68.6	N	5.3		75	125	20
Cadmium	J		0.035	20.0	20.9	104.6		—	—	—		—		75	125	20	877455-005	0.0146	24.3	24	98.4		24.3	24.9	102.5		4.0		75	125	20
Chromium	J		0.033	20.0	20.7	103.3		—	---	---		—		75	125	20	877455-005	7.69	24.3	31.8	99.3		24.3	31.8	99.1		0.2		75	125	20
Cobalt	<		0.0035	20.0	19.8	99.2		—	---	---		---		75	125	20	877455-005	3.80	24.3	26.7	94.1		24.3	27.5	97.4		3.0		75	125	20
Copper	<		0.011	20.0	20.3	101.5		—	---	—		—		75	125	20	877455-005	9.01	24.3	31.2	91.3		24.3	31.1	90.8		0.4		75	125	20
Iron	J		1.7	1000.00	1019	101.9		—	---	---		—		75	125	20	877455-005	27119.1	1216.01	22658.4	-366.8	+	121.610	21644.2	-4502.0	+	4.6		75	125	20
Lead	J		0.027	20.0	20.7	103.7		—	—	---		---		75	125	20	877455-005	1.16	24.3	21.9	85.3		24.3	22.1	86.2		1.0		75	125	20
Magnesium	J		0.68	1000.0	976.3	97.6		—	—	---		—		75	125	20	877455-005	1655.1	1216.1	2645	81.4		1216.1	2597.6	77.5		1.8		75	125	20
Manganese	<		0.091	20.00	20.1	100.7		—	---	—		—		75	125	20	877455-005	212.5	24.32	198.3	-58.0	+	24.32	203.5	-37.0	+	2.5		75	125	20
Molybdenum	J		0.028	20.0	19.9	99.3		—	---	—		—		75	125	20	877455-005	0.546	24.3	24.3	97.7		24.3	24.5	98.4		0.7		75	125	20
Nickel			0.1	20.0	20	100.2		---	—	—		---		75	125	20	877455-005	9.52	24.3	31.8	91.5		24.3	32.6	94.7		2.4		75	125	20
Selenium	<		0.068	20.0	21.5	107.5		—	---	—		—		75	125	20	877455-005	0.186	24.3	23.2	94.6		24.3	24	97.9		3.5		75	125	20
Thallium	<		0.0059	20.0	19.9	99.6		—	---	—		---		75	125	20	877455-005	0.0146	24.3	23.8	97.6		24.3	24.5	100.7		3.2		75	125	20
Vanadium	<		0.0087	20.0	20.1	100.7		—	—	—		—		75	125	20	877455-005	10.9	24.3	33.8	94.5		24.3	33.1	91.3		2.3		75	125	20
Zinc	J		0.42	20.0	21.1	105.6		---	—	---		—		75	125	20	877455-005	11.8	24.3	34.4	92.8		24.3	35.8	98.6		4.0		75	125	20

Conc = mg/Kg unless otherwise noted
C = QC Code, see Qualifer Sheet
Parent Result is reported down to MDL in order to allow Validation of this worksheet
The %R and RPD results are calculated from raw data values with more significant figures than are reported on this form.

Report Date: 12/20/2006
QC Batch Number: 15611

Pace Analytical Services, Inc.

QC Summary

1241 Bellevue Street
Green Bay, WI 54302
920-469-2436
Fax: 920-469-8827

Batch: 877553
Lab Section: METALS
QC Batch Number: 15796
Prep Method: 3050B sec7.5
Analytical Method: SW846 6020

QC Type	Client Sample ID	Lab Sample ID
MB	MBSMTG1757-07	MBSMTG1757-07
LCS	LCSSMTG1757-07	LCSSMTG1757-07
MS	877455-005MS	877455-005MS
MSD	877455-005MSD	877455-005MSD

Client Sample ID	Lab Sample ID	MB ID	Client Sample ID	Lab Sample ID	MB ID
SB-648-4-6	877553-001	MB	DUP-9-26	877553-002	MB
P-602-14-16	877553-003	MB	MW-606-14-16	877553-004	MB
P-604-9-14	877553-005	MB	SB-647-4-6	877553-006	MB
SB-645-4-6	877553-007	MB	KSB-18-0-4	877553-008	MB
DUP-10-2	877553-009	MB	SB-616-2-4	877553-010	MB
SB-624-0-4	877553-011	MB			

Test Name	Method Blank Result	Conc	LCS Spiked Conc	LCS Recovery Conc	%	C	LCSD Spiked Conc	LCSD Recovery Conc	%	C	LCS/LCSD RPD %	C	LCS/LCSD Control Limits LCL %	UCL %	RPD %	Parent Sample Number	Parent Result	Conc	MS Spiked Conc	MS Recovery Conc	%	C	MSD Spiked Conc	MSD Recovery Conc	%	C	MS/MSD RPD %	C	MS/MSD Control Limits LCL %	UCL %	RPD %
Antimony	<	0.011	20.0	21.8	109.1		—	—	—		—		75	125	20	877455-005		0.289	24.3	24.7	100.4		24.3	25	101.5		1.1		75	125	20
Silver	<	0.0051	10.0	9.5	95.2		—	—	—		—		75	125	20	877455-005		0.0450	12.2	11.3	92.5		12.2	11.5	94.5		2.1		75	125	20

Conc = mg/Kg unless otherwise noted
C = QC Code, see Qualifer Sheet
Parent Result is reported down to MDL in order to allow Validation of this worksheet
The %R and RPD results are calculated from raw data values with more significant figures than are reported on this form.

Report Date: 12/20/2006
QC Batch Number: 15796

Pace Analytical Services, Inc.

1241 Bellevue Street
Green Bay, WI 54302
920-469-2436
Fax: 920-469-8827

QC Summary

Batch: 877553
Lab Section: WETCHEM
QC Batch Number: 15878
Prep Method: SW846 9012A
Analytical Method: SW846 9012A

QC Type	Client Sample ID	Lab Sample ID
MB	WCG2073-010MB	WCG2073-010MB
LCS	WCG2073-010MBLCS	WCG2073-010MBLCS
MS	877851-001MS	877851-001MS
MS	SB-616-2-4MS	877553-010MS
MSD	877851-001MSD	877851-001MSD
MSD	SB-616-2-4MSD	877553-010MSD

Client Sample ID	Lab Sample ID	MB ID
SB-648-4-6	877553-001	MB
P-602-14-16	877553-003	MB
P-604-9-14	877553-005	MB
SB-645-4-6	877553-007	MB
DUP-10-2	877553-009	MB
SB-624-0-4	877553-011	MB

Client Sample ID	Lab Sample ID	MB ID
DUP-9-26	877553-002	MB
MW-606-14-16	877553-004	MB
SB-647-4-6	877553-006	MB
KSB-18-0-4	877553-008	MB
SB-616-2-4	877553-010	MB

Test Name	Method Blank Result		Conc	LCS Spiked Conc	LCS Recovery Conc	LCS Recovery %	C	LCSD Spiked Conc	LCSD Recovery Conc	LCSD Recovery %	C	LCS/LCSD RPD %	C	LCS/LCSD Control Limits LCL %	UCL %	RPD %	Parent Sample Number	Parent Result		Conc	MS Spiked Conc	MS Recovery Conc	MS Recovery %	C	MSD Spiked Conc	MSD Recovery Conc	MSD Recovery %	C	MS/MSD RPD %	C	MS/MSD Control Limits LCL %	UCL %	RPD %
Cyanide, Total		<	0.31	3.0	3.2	107.2		—	—	—		—		81	119	20	877553-010		<	0.27	2.6	2.9	110.6		2.6	2.7	100.7		9.4		70	122	20
Cyanide, Total		<	0.31	3.00	3.2	107.2		—	—	—		—		81	119	20	877851-001		<	3.5	33.6	27.5	81.8		33.6	27.3	81.1		0.9		70	122	20

Conc = mg/kg unless otherwise noted
C = QC Code, see Qualifer Sheet
Parent Result is reported down to MDL in order to allow Validation of this worksheet
The %R and RPD results are calculated from raw data values with more significant figures than are reported on this form.

Report Date: 12/20/2006
QC Batch Number: 15878

Sample Condition Upon Receipt

Pace Analytical

Client Name: Foth & Van Dyke Project # 897553

Courier: ☐ Fed Ex ☐ UPS ☐ USPS ☒ Client ☐ Commercial ☐ Pace Other _____

Tracking #: _____

Optional
Proj. Due Date:
Proj. Name:

Custody Seal on Cooler/Box Present: ☐ yes ☒ no Seals intact: ☐ yes ☐ no

Packing Material: ☐ Bubble Wrap ☒ Bubble Bags ☐ None ☐ Other _____

Thermometer Used NA Type of Ice: (Wet) Blue None ☐ Samples on ice, cooling process has begun

Cooler Temperature ROT Biological Tissue is Frozen: Yes No

Date and Initials of person examining contents: LM 10-20-06 LLS 10/20/06

Temp should be above freezing to 6°C

Comments:

Chain of Custody Present:	☒Yes ☐No ☐N/A	1.
Chain of Custody Filled Out:	☒Yes ☐No ☐N/A	2.
Chain of Custody Relinquished:	☒Yes ☐No ☐N/A	3.
Sampler Name & Signature on COC:	☐Yes ☒No ☐N/A	4.
Samples Arrived within Hold Time:	☒Yes ☐No ☐N/A	5.
Short Hold Time Analysis (<72hr):	☐Yes ☒No ☐N/A	6.
Rush Turn Around Time Requested:	☐Yes ☒No ☐N/A	7.
Sufficient Volume:	☒Yes ☐No ☐N/A	8.
Correct Containers Used:	☒Yes ☐No ☐N/A	9.
-Pace Containers Used:	☒Yes ☐No ☐N/A	
Containers Intact:	☒Yes ☐No ☐N/A	10.
Filtered volume received for Dissolved tests	☐Yes ☐No ☒N/A	11.
Sample Labels match COC: -Includes date/time/ID/Analysis Matrix: S	LM ☒Yes ☒No ☐N/A	12. *007 1-4oz Sample label mislabeled as SB-645 9'-11' but time matches 10-20-06 1900 LM
All containers needing preservation have been checked.	☐Yes ☐No ☒N/A	13. 010 mislabeled as KSB-16-2-24 on COC SB-616-2-24 time matches 10-20-06 1700 LM
All containers needing preservation are found to be in compliance with EPA recommendation.	☐Yes ☐No ☒N/A	
exceptions: VOA, coliform, TOC, O&G, WI-DRO (water)	☐Yes ☐No	Initial when completed / Lot # of added preservative
Samples checked for dechlorination:	☐Yes ☐No ☒N/A	14.
Headspace in VOA Vials (>6mm):	☐Yes ☐No ☒N/A	15.
Trip Blank Present:	☐Yes ☐No ☒N/A	16.
Trip Blank Custody Seals Present	☐Yes ☐No ☒N/A	
Pace Trip Blank Lot # (if purchased): _____		

Client Notification/ Resolution: Field Data Required? Y / N

Person Contacted: _____ Date/Time: _____

Comments/ Resolution: _____

Project Manager Review: DH for TN **Date:** 12/21/06

Note: Whenever there is a discrepancy affecting North Carolina compliance samples, a copy of this form will be sent to the North Carolina DEHNR Certification Office (i.e out of hold, incorrect preservative, out of temp, incorrect containers)

Pace Analytical®

CHAIN-OF-CUSTODY / Analytical Request Document

The Chain-of-Custody is a LEGAL DOCUMENT. All relevant fields must be completed accurately.

Page: of 0953064

Section A Required Client Information:

Company: Fish and Van Dyke
Address: [illegible]
Email To: [illegible]@fvd.com
Phone: 920-497-2510 Fax: 920-497-2510
Requested Due Date/TAT:

Section B Required Project Information:

Report To: Jamie Kosy
Copy To:
Purchase Order No.:
Project Name: KENC Cecil Smith
Project Number: 06W053

Section C Invoice Information:

Attention: Jamie Kosy
Company Name:
Address: [illegible]
Pace Quote Reference:
Pace Project Manager: [illegible]
Pace Profile #:

REGULATORY AGENCY

☐ NPDES ☐ GROUND WATER ☐ DRINKING WATER
☐ UST ☐ RCRA ☐ Other_____

SITE LOCATION ☐GA ☐IL ☐IN ☒MI ☐MN ☐NC ☐OH ☐SC ☐WI ☐OTHER _____

Section D Required Client Information

SAMPLE ID

One Character per box. (A-Z, 0-9 / -) Samples IDs MUST BE UNIQUE

Valid Matrix Codes

MATRIX	CODE
DRINKING WATER	DW
WATER	WT
WASTE WATER	WW
PRODUCT	P
SOIL/SOLID	SL
OIL	OL
WIPE	WP
AIR	AR
OTHER	OT
TISSUE	TS

ITEM #	SAMPLE ID	MATRIX CODE	SAMPLE TYPE G=GRAB C=COMP	COMPOSITE START DATE	COMPOSITE START TIME	COMPOSITE END/GRAB DATE	COMPOSITE END/GRAB TIME	SAMPLE TEMP AT COLLECTION	# OF CONTAINERS	Unpreserved	H_2SO_4	HNO_3	HCl	NaOH	$Na_2S_2O_3$	Methanol	Other	Analysis 1	Analysis 2	Analysis 3	Analysis 4	Residual Chlorine (Y/N)	Pace Project Number / Lab I.D
1	SB-648-9-6	SL	C			9/27/06	11:30		2	2								Y	Y	Y	Y		
2	DUP-9-26					9/27/06			2	2								Y	Y	Y	Y		
3	P-602-1-16					9/27/06	2:30		3	3								Y	Y	Y	Y		
4	MW-606-1-16					9/27/06	9:30		3	3								Y	Y	Y	Y		
5	P-604-9-1-4					9/27/06	11:25		3	3								Y	Y	Y	Y		
6	SB-647-9-6					9/28/06	9:15		2	2								Y	Y	Y	Y		
7	SB-645-4-6					9/28/06	11:30		3	3								Y	Y	Y	Y		
8	KSB-12-9-4					10/2/06	6:30		2	2								Y	Y	Y	Y		
9	TRIP-1-2					10/2/06			2	2								Y	Y	Y	Y		
10	SB-61-16-3-4					10/2/06	8:30		2	2								Y	Y	Y	Y		
11	SB-624-0-4					10/2/06	14:40		2	2								Y	Y	Y	Y		
12																							

Filtered (Y/N)
Requested Analysis:

Additional Comments:

RELINQUISHED BY / AFFILIATION	DATE	TIME	ACCEPTED BY / AFFILIATION	DATE	TIME	SAMPLE CONDITION	Temp in °C	Received on Ice	Custody Sealed Cooler	Samples Intact
[illegible]	10/2/06	16:45	[illegible]	10/4	1400	[illegible]		Y/N	Y/N	Y/N
								Y/N	Y/N	Y/N
								Y/N	Y/N	Y/N
								Y/N	Y/N	Y/N

SAMPLER NAME AND SIGNATURE

PRINT Name of SAMPLER:

SIGNATURE of SAMPLER: DATE Signed (MM / DD / YY)

SEE REVERSE SIDE FOR INSTRUCTIONS

ALLQ020rev.3,31Mar05

Pace Analytical®

CHAIN-OF-CUSTODY / Analytical Request Document

The Chain-of-Custody is a LEGAL DOCUMENT. All relevant fields must be completed accurately.

Page: of 0953064

Section A Required Client Information:

Company: Foth and Van Dyke
Address: 2737 South Ridge Rd, Green Bay, WI 54307
Email To: jkesy@foth.com
Phone: 920-497-2500 Fax: 920-497-8516
Requested Due Date/TAT:

Section B Required Project Information:

Report To: Janis Kesy
Copy To:
Purchase Order No.:
Project Name: KEMC-Eagle South
Project Number: 06W053

Section C Invoice Information:

Attention: Janis Kesy
Company Name:
Address: Same
Pace Quote Reference:
Pace Project Manager: Todd Nottemoyer
Pace Profile #:

REGULATORY AGENCY: ☐ NPDES ☐ GROUND WATER ☐ DRINKING WATER ☐ UST ☐ RCRA ☒ Other

SITE LOCATION: ☐GA ☐IL ☐IN ☒MI ☐MN ☐NC ☐OH ☐SC ☐WI ☐OTHER

Section D Required Client Information

Valid Matrix Codes: DRINKING WATER DW; WATER WT; WASTE WATER WW; PRODUCT P; SOIL/SOLID SL; OIL OL; WIPE WP; AIR AR; OTHER OT; TISSUE TS

ITEM #	SAMPLE ID (One Character per box. (A-Z, 0-9 / .-) Samples IDs MUST BE UNIQUE)	MATRIX CODE	SAMPLE TYPE G=GRAB C=COMP	COLLECTED COMPOSITE START DATE	COMPOSITE START TIME	COMPOSITE END/GRAB DATE	COMPOSITE END/GRAB TIME	SAMPLE TEMP AT COLLECTION	# OF CONTAINERS	Unpreserved	H_2SO_4	HNO_3	HCl	NaOH	$Na_2S_2O_3$	Methanol	Other	TCLP RCRA Metals Total Metals Cyanide pH	Residual Chlorine (Y/N)	Pace Project Number / Lab I.D
1	SB-648-4-6 001	SL	C			9/26/06	15:30		2	2								X X X X		2-4oz
2	DUP-9-26 002					9/26/06			2	2								X X X X		↓
3	P-602-14-16 003					9/27/06	12:30		3	3								X X X X		3-4oz
4	MW-606-14-16 004					9/27/06	9:30		3	3								X X X X		↓
5	P-604-9-14 005					9/27/06	11:25		3	3								X X X X		↓
6	SB-647-4-6 006					9/28/06	9:15		2	2								X X X X		2-4oz
7	SB-645-4-6 007					9/28/06	11:00		3	3								X X X X		3-4oz
8	KSB-18-0-4 008					10/2/06	10:00		2	2								X X X X		1-1oz 1-4oz
9	DUP-10-2 009					10/2/06			2	2								X X X X		↓
10	SB-616-2-4 010					10/2/06	8:30		2	2								X X X X		
11	SB-624-0-4 011					10/2/06	14:10		2	2								X X X X		↓
12																				

Additional Comments:

RELINQUISHED BY / AFFILIATION	DATE	TIME	ACCEPTED BY / AFFILIATION	DATE	TIME	SAMPLE CONDITION
[signature]	10/2/06	16:45	Blaine Nutter Pace	10/2/06	1645	Ice

Temp in °C	Received on Ice	Custody Sealed Cooler	Samples Intact
	Y/N	Y/N	Y/N
	Y/N	Y/N	Y/N
	Y/N	Y/N	Y/N
	Y/N	Y/N	Y/N

SAMPLER NAME AND SIGNATURE

PRINT Name of SAMPLER:

SIGNATURE of SAMPLER: DATE Signed (MM / DD / YY)

SEE REVERSE SIDE FOR INSTRUCTIONS

ALLO020rev.3,31Mar05

Batch No. 877592

Pace Analytical®
www.pacelabs.com

Pace Analytical Services, Inc.
1241 Bellevue Street, Suite 9
Green Bay, WI 54302
Phone: 920.469.2436
Fax: 920.469.8827

December 29, 2006

Janis Kesy
Foth & Van Dyke
2737 South Ridge Road
Green Bay, WI 54304

Dear Ms. Kesy:

Enclosed is a report for the analysis of environmental samples and associated QC samples for the KEMC Eagle South project (06W003). The samples were assigned to batch number 877592 for laboratory tracking purposes.

A table of the results has also been sent to you via e-mail.

If you have any questions regarding this data please call me at (608) 232-3300 ext. 302.

Sincerely,

for Tod N

Tod Noltemeyer
Project Manager

Pace Analytical®

1241 Bellevue Street, Suite 9
Green Bay, WI 54302
920-469-2436, Fax: 920-469-8827

Analytical Report Number: 877592

Client: FOTH & VAN DYKE

Lab Contact: Tod Noltemeyer

Project Name: KEMC-EAGLE SOUTH

Project Number: 06W003

Lab Sample Number	Field ID	Matrix	Collection Date
877592-001	SB-618-8-9	SOIL	10/03/06 14:00
877592-002	DUP-10-3	SOIL	10/03/06
877592-003	KSB-16-0-4	SOIL	10/03/06 12:00
877592-004	SB-619-3-9	SOIL	10/03/06 15:45
877592-005	KSB-19-2-4	SOIL	10/04/06 08:30
877592-006	DUP-10-4	SOIL	10/04/06
877592-007	MW-601-8-9	SOIL	10/04/06 10:00
877592-008	SB-625-1-3	SOIL	10/03/06 14:15
877592-009	KSB-8-0-2	SOIL	10/09/06 12:45
877592-010	SB-609-14-16	SOIL	09/13/06 10:40

I certify that the data contained in this Final Report has been generated and reviewed in accordance with approved methods and Laboratory Standard Operating Procedure. Exceptions, if any, are discussed in the accompanying sample comments. Release of this final report is authorized by Laboratory management, as is verified by the following signature. This report shall not be reproduced, except in full, without the written consent of Pace Analytical Services, Inc. The sample results relate only to the analytes of interest tested.

Alle DM for Tod N — 12/29/06

Approval Signature — Date

Pace Analytical Services, Inc.

1241 Bellevue Street
Green Bay, WI 54302
920-469-2436

Analytical Report Number: 877592

Client : FOTH & VAN DYKE
Project Name : KEMC-EAGLE SOUTH
Project Number : 06W003
Field ID : SB-618-8-9

Matrix Type : SOIL
Collection Date : 10/03/06
Report Date : 12/28/06
Lab Sample Number : 877592-001

INORGANICS

Test	Result		MDL	EQL	Dil.	Units	Code	Anl Date	Prep Method	Anl Method
Leach Date - Conventionals	DONE				1			10/25/06	SW846 1311	SW846 1311
Aluminum	10000		7.4	110	20	mg/Kg		10/31/06	SW846 3050B	SW846 6020
Antimony	0.24		0.012	0.11	1	mg/Kg	A	11/14/06	3050B Sec7.5	SW846 6020
Arsenic	5.0		0.016	0.11	1	mg/Kg		10/31/06	SW846 3050B	SW846 6020
Arsenic - TCLP	0.038	U	0.038	1.0	1	mg/L		10/26/06	SW846 3010A	SW846 6010B
Barium	47		0.0068	0.11	1	mg/Kg	N	10/31/06	SW846 3050B	SW846 6020
Barium - TCLP	0.98	B	0.0050	1.0	1	mg/L		10/26/06	SW846 3010A	SW846 6010B
Beryllium	0.30		0.0076	0.11	1	mg/Kg		10/31/06	SW846 3050B	SW846 6020
Boron	3.6	U	3.6	22	20	mg/Kg		10/31/06	SW846 3050B	SW846 6020
Cadmium	0.034	B	0.010	0.11	1	mg/Kg	A	10/31/06	SW846 3050B	SW846 6020
Cadmium - TCLP	0.0037	U	0.0037	0.25	1	mg/L		10/26/06	SW846 3010A	SW846 6010B
Chromium	24		0.018	0.11	1	mg/Kg		10/31/06	SW846 3050B	SW846 6020
Chromium - TCLP	0.011	B	0.0066	0.25	1	mg/L		10/26/06	SW846 3010A	SW846 6010B
Cobalt	8.3		0.0039	0.11	1	mg/Kg		10/31/06	SW846 3050B	SW846 6020
Copper	30		0.013	0.11	1	mg/Kg		10/31/06	SW846 3050B	SW846 6020
Iron	21000		14	110	20	mg/Kg		10/31/06	SW846 3050B	SW846 6020
Lead	3.0		0.0049	0.11	1	mg/Kg		10/31/06	SW846 3050B	SW846 6020
Lead - TCLP	0.033	B	0.017	1.0	1	mg/L		10/26/06	SW846 3010A	SW846 6010B
Lithium	7.8		0.11	0.22	1	mg/kg		12/15/06	EPA 3020	EPA 6020
Magnesium	5200		0.28	56	1	mg/Kg		10/31/06	SW846 3050B	SW846 6020
Manganese	380		0.10	0.11	1	mg/Kg		10/31/06	SW846 3050B	SW846 6020
Mercury	0.015		0.0017	0.011	1	mg/Kg		10/26/06	SW846 7471A	SW846 7471A
Mercury - TCLP	7.2E-5	U	7.2E-5	2.0E-4	1	mg/L		10/27/06	SW846 7470A	SW846 7470A
Molybdenum	0.54	B	0.021	1.1	1	mg/Kg		10/31/06	SW846 3050B	SW846 6020
Nickel	18		0.0086	0.11	1	mg/Kg		10/31/06	SW846 3050B	SW846 6020
Selenium	0.21		0.076	0.11	1	mg/Kg		10/31/06	SW846 3050B	SW846 6020
Selenium - TCLP	0.042	U	0.042	1.0	1	mg/L		10/26/06	SW846 3010A	SW846 6010B
Silver	0.025	B	0.0057	0.056	1	mg/Kg	A	11/14/06	3050B Sec7.5	SW846 6020
Silver - TCLP	0.013	U	0.013	0.25	1	mg/L		10/26/06	SW846 3010A	SW846 6010B
Thallium	0.074	B	0.0066	0.11	1	mg/Kg		10/31/06	SW846 3050B	SW846 6020
Vanadium	39		0.0097	0.11	1	mg/Kg		10/31/06	SW846 3050B	SW846 6020
Zinc	27		0.31	1.1	1	mg/Kg	N	10/31/06	SW846 3050B	SW846 6020
Cyanide, Total	0.17	U	0.17	0.33	1	mg/kg	H	11/07/06	SW846 9012A	SW846 9012A
Percent Solids	89.3		—	---	1	%		10/26/06	SM M2540G	SM M2540G
pH, Laboratory	6.0		0.10	0.10	1	su		10/27/06	SW846 9045C	SW846 9045C

All soil results are reported on a dry weight basis unless otherwise noted.

Pace Analytical Services, Inc.

1241 Bellevue Street
Green Bay, WI 54302
920-469-2436

Analytical Report Number: 877592

Client : FOTH & VAN DYKE
Project Name : KEMC-EAGLE SOUTH
Project Number : 06W003
Field ID : DUP-10-3

Matrix Type : SOIL
Collection Date : 10/03/06
Report Date : 12/28/06
Lab Sample Number : 877592-002

INORGANICS

Test	Result		MDL	EQL	Dil.	Units	Code	Anl Date	Prep Method	Anl Method
Leach Date - Conventionals	DONE				1			10/25/06	SW846 1311	SW846 1311
Aluminum	7800		7.4	110	20	mg/Kg		10/31/06	SW846 3050B	SW846 6020
Antimony	0.27		0.012	0.11	1	mg/Kg	A	11/14/06	3050B Sec7.5	SW846 6020
Arsenic	5.7		0.016	0.11	1	mg/Kg		10/31/06	SW846 3050B	SW846 6020
Arsenic - TCLP	0.038	U	0.038	1.0	1	mg/L		10/26/06	SW846 3010A	SW846 6010B
Barium	40		0.0068	0.11	1	mg/Kg		10/31/06	SW846 3050B	SW846 6020
Barium - TCLP	0.99	B	0.0050	1.0	1	mg/L		10/26/06	SW846 3010A	SW846 6010B
Beryllium	0.29		0.0076	0.11	1	mg/Kg		10/31/06	SW846 3050B	SW846 6020
Boron	3.6	U	3.6	22	20	mg/Kg		10/31/06	SW846 3050B	SW846 6020
Cadmium	0.029	B	0.010	0.11	1	mg/Kg	A	10/31/06	SW846 3050B	SW846 6020
Cadmium - TCLP	0.0037	U	0.0037	0.25	1	mg/L		10/26/06	SW846 3010A	SW846 6010B
Chromium	18		0.018	0.11	1	mg/Kg		10/31/06	SW846 3050B	SW846 6020
Chromium - TCLP	0.012	B	0.0066	0.25	1	mg/L		10/26/06	SW846 3010A	SW846 6010B
Cobalt	7.0		0.0039	0.11	1	mg/Kg		10/31/06	SW846 3050B	SW846 6020
Copper	33		0.013	0.11	1	mg/Kg		10/31/06	SW846 3050B	SW846 6020
Iron	16000		14	110	20	mg/Kg		10/31/06	SW846 3050B	SW846 6020
Lead	2.8		0.0049	0.11	1	mg/Kg		10/31/06	SW846 3050B	SW846 6020
Lead - TCLP	0.017	U	0.017	1.0	1	mg/L		10/26/06	SW846 3010A	SW846 6010B
Lithium	8.6		0.11	0.22	1	mg/kg		12/15/06	EPA 3020	EPA 6020
Magnesium	4200		0.28	56	1	mg/Kg		10/31/06	SW846 3050B	SW846 6020
Manganese	460		0.10	0.11	1	mg/Kg		10/31/06	SW846 3050B	SW846 6020
Mercury	0.017		0.0017	0.011	1	mg/Kg		10/26/06	SW846 7471A	SW846 7471A
Mercury - TCLP	7.2E-5	U	7.2E-5	2.0E-4	1	mg/L		10/27/06	SW846 7470A	SW846 7470A
Molybdenum	0.66	B	0.021	1.1	1	mg/Kg		10/31/06	SW846 3050B	SW846 6020
Nickel	16		0.0086	0.11	1	mg/Kg		10/31/06	SW846 3050B	SW846 6020
Selenium	0.24		0.076	0.11	1	mg/Kg		10/31/06	SW846 3050B	SW846 6020
Selenium - TCLP	0.042	U	0.042	1.0	1	mg/L		10/26/06	SW846 3010A	SW846 6010B
Silver	0.032	B	0.0057	0.056	1	mg/Kg	A	11/14/06	3050B Sec7.5	SW846 6020
Silver - TCLP	0.013	U	0.013	0.25	1	mg/L		10/26/06	SW846 3010A	SW846 6010B
Thallium	0.081	B	0.0066	0.11	1	mg/Kg		10/31/06	SW846 3050B	SW846 6020
Vanadium	33		0.0097	0.11	1	mg/Kg		10/31/06	SW846 3050B	SW846 6020
Zinc	22		0.31	1.1	1	mg/Kg		10/31/06	SW846 3050B	SW846 6020
Cyanide, Total	0.28	U	0.28	0.54	1	mg/kg	H	11/07/06	SW846 9012A	SW846 9012A
Percent Solids	89.3		---	---	1	%		10/30/06	SM M2540G	SM M2540G
pH, Laboratory	5.6		0.10	0.10	1	su		10/27/06	SW846 9045C	SW846 9045C

All soil results are reported on a dry weight basis unless otherwise noted.

Pace Analytical Services, Inc.

1241 Bellevue Street
Green Bay, WI 54302
920-469-2436

Analytical Report Number: 877592

Client : FOTH & VAN DYKE
Project Name : KEMC-EAGLE SOUTH
Project Number : 06W003
Field ID : KSB-16-0-4

Matrix Type : SOIL
Collection Date : 10/03/06
Report Date : 12/28/06
Lab Sample Number : 877592-003

INORGANICS

Test	Result		MDL	EQL	Dil.	Units	Code	Anl Date	Prep Method	Anl Method
Leach Date - Conventionals	DONE				1			10/25/06	SW846 1311	SW846 1311
Aluminum	8000		7.9	120	20	mg/Kg		10/31/06	SW846 3050B	SW846 6020
Antimony	180		0.013	0.12	1	mg/Kg		11/14/06	3050B Sec7.5	SW846 6020
Arsenic	420		0.017	0.12	1	mg/Kg		10/31/06	SW846 3050B	SW846 6020
Arsenic - TCLP	0.038	U	0.038	1.0	1	mg/L		10/26/06	SW846 3010A	SW846 6010B
Barium	3.9		0.0073	0.12	1	mg/Kg		10/31/06	SW846 3050B	SW846 6020
Barium - TCLP	0.45	B	0.0050	1.0	1	mg/L		10/26/06	SW846 3010A	SW846 6010B
Beryllium	0.21		0.0081	0.12	1	mg/Kg		10/31/06	SW846 3050B	SW846 6020
Boron	3.9	U	3.9	24	20	mg/Kg		10/31/06	SW846 3050B	SW846 6020
Cadmium	2.3		0.011	0.12	1	mg/Kg		10/31/06	SW846 3050B	SW846 6020
Cadmium - TCLP	0.092	B	0.0037	0.25	1	mg/L		10/26/06	SW846 3010A	SW846 6010B
Chromium	510		0.020	0.12	1	mg/Kg		10/31/06	SW846 3050B	SW846 6020
Chromium - TCLP	0.051	B	0.0066	0.25	1	mg/L		10/26/06	SW846 3010A	SW846 6010B
Cobalt	260		0.0042	0.12	1	mg/Kg		10/31/06	SW846 3050B	SW846 6020
Copper	1000		0.013	0.12	1	mg/Kg		10/31/06	SW846 3050B	SW846 6020
Iron	200000		120	1000	200	mg/Kg		11/01/06	SW846 3050B	SW846 6020
Lead	330		0.0053	0.12	1	mg/Kg		10/31/06	SW846 3050B	SW846 6020
Lead - TCLP	3.9		0.017	1.0	1	mg/L		10/26/06	SW846 3010A	SW846 6010B
Lithium	6.6		0.13	0.26	1	mg/kg		12/15/06	EPA 3020	EPA 6020
Magnesium	10000		6.0	1200	20	mg/Kg		10/31/06	SW846 3050B	SW846 6020
Manganese	120		0.11	0.12	1	mg/Kg		10/31/06	SW846 3050B	SW846 6020
Mercury	0.090		0.0018	0.012	1	mg/Kg		10/26/06	SW846 7471A	SW846 7471A
Mercury - TCLP	7.2E-5	U	7.2E-5	2.0E-4	1	mg/L		10/27/06	SW846 7470A	SW846 7470A
Molybdenum	220		0.023	1.2	1	mg/Kg		10/31/06	SW846 3050B	SW846 6020
Nickel	740		0.0092	0.12	1	mg/Kg		10/31/06	SW846 3050B	SW846 6020
Selenium	6.2		0.081	0.12	1	mg/Kg		10/31/06	SW846 3050B	SW846 6020
Selenium - TCLP	0.042	U	0.042	1.0	1	mg/L		10/26/06	SW846 3010A	SW846 6010B
Silver	36		0.061	0.60	10	mg/Kg		11/18/06	3050B sec7.5	SW846 6020
Silver - TCLP	0.013	U	0.013	0.25	1	mg/L		10/26/06	SW846 3010A	SW846 6010B
Thallium	0.069	B	0.0070	0.12	1	mg/Kg		10/31/06	SW846 3050B	SW846 6020
Vanadium	5.1		0.010	0.12	1	mg/Kg		10/31/06	SW846 3050B	SW846 6020
Zinc	170		0.34	1.2	1	mg/Kg		10/31/06	SW846 3050B	SW846 6020
Cyanide, Total	37		3.0	5.7	10	mg/kg	H	11/07/06	SW846 9012A	SW846 9012A
Percent Solids	83.7		—	—	1	%		10/27/06	SM M2540G	SM M2540G
pH, Laboratory	5.5		0.10	0.10	1	su		10/27/06	SW846 9045C	SW846 9045C

All soil results are reported on a dry weight basis unless otherwise noted.

Pace Analytical Services, Inc.

1241 Bellevue Street
Green Bay, WI 54302
920-469-2436

Analytical Report Number: 877592

Client : FOTH & VAN DYKE
Project Name : KEMC-EAGLE SOUTH
Project Number : 06W003
Field ID : SB-619-3-9

Matrix Type : SOIL
Collection Date : 10/03/06
Report Date : 12/28/06
Lab Sample Number : 877592-004

INORGANICS

Test	Result		MDL	EQL	Dil.	Units	Code	Anl Date	Prep Method	Anl Method
Leach Date - Conventionals	DONE				1			10/25/06	SW846 1311	SW846 1311
Aluminum	1600		0.35	5.4	1	mg/Kg		10/31/06	SW846 3050B	SW846 6020
Antimony	0.32		0.012	0.11	1	mg/Kg	A	11/14/06	3050B Sec7.5	SW846 6020
Arsenic	1.7		0.016	0.11	1	mg/Kg		10/31/06	SW846 3050B	SW846 6020
Arsenic - TCLP	0.038	U	0.038	1.0	1	mg/L		10/26/06	SW846 3010A	SW846 6010B
Barium	1.3		0.0065	0.11	1	mg/Kg		10/31/06	SW846 3050B	SW846 6020
Barium - TCLP	0.49	B	0.0050	1.0	1	mg/L		10/26/06	SW846 3010A	SW846 6010B
Beryllium	0.65		0.0073	0.11	1	mg/Kg		10/31/06	SW846 3050B	SW846 6020
Boron	3.5	U	3.5	21	20	mg/Kg		10/31/06	SW846 3050B	SW846 6020
Cadmium	0.024	B	0.0099	0.11	1	mg/Kg	A	10/31/06	SW846 3050B	SW846 6020
Cadmium - TCLP	0.0037	U	0.0037	0.25	1	mg/L		10/26/06	SW846 3010A	SW846 6010B
Chromium	3.5		0.018	0.11	1	mg/Kg		10/31/06	SW846 3050B	SW846 6020
Chromium - TCLP	0.0066	U	0.0066	0.25	1	mg/L		10/26/06	SW846 3010A	SW846 6010B
Cobalt	1.8		0.0038	0.11	1	mg/Kg		10/31/06	SW846 3050B	SW846 6020
Copper	8.0		0.012	0.11	1	mg/Kg		10/31/06	SW846 3050B	SW846 6020
Iron	14000		13	110	20	mg/Kg		10/31/06	SW846 3050B	SW846 6020
Lead	1.9		0.0047	0.11	1	mg/Kg		10/31/06	SW846 3050B	SW846 6020
Lead - TCLP	0.12	B	0.017	1.0	1	mg/L		10/26/06	SW846 3010A	SW846 6010B
Lithium	4.2		0.10	0.21	1	mg/kg		12/15/06	EPA 3020	EPA 6020
Magnesium	800		0.27	54	1	mg/Kg		10/31/06	SW846 3050B	SW846 6020
Manganese	77		0.098	0.11	1	mg/Kg		10/31/06	SW846 3050B	SW846 6020
Mercury	0.0035	B	0.0016	0.011	1	mg/Kg		10/26/06	SW846 7471A	SW846 7471A
Mercury - TCLP	7.2E-5	U	7.2E-5	2.0E-4	1	mg/L		10/27/06	SW846 7470A	SW846 7470A
Molybdenum	1.3		0.020	1.1	1	mg/Kg		10/31/06	SW846 3050B	SW846 6020
Nickel	6.2		0.0083	0.11	1	mg/Kg		10/31/06	SW846 3050B	SW846 6020
Selenium	0.17		0.073	0.11	1	mg/Kg		10/31/06	SW846 3050B	SW846 6020
Selenium - TCLP	0.042	U	0.042	1.0	1	mg/L		10/26/06	SW846 3010A	SW846 6010B
Silver	0.065		0.0055	0.054	1	mg/Kg	A	11/14/06	3050B Sec7.5	SW846 6020
Silver - TCLP	0.013	U	0.013	0.25	1	mg/L		10/26/06	SW846 3010A	SW846 6010B
Thallium	0.0063	U	0.0063	0.11	1	mg/Kg		10/31/06	SW846 3050B	SW846 6020
Vanadium	3.1		0.0093	0.11	1	mg/Kg		10/31/06	SW846 3050B	SW846 6020
Zinc	4.9		0.30	1.1	1	mg/Kg	A	10/31/06	SW846 3050B	SW846 6020
Cyanide, Total	0.20	U	0.20	0.39	1	mg/kg	H	11/07/06	SW846 9012A	SW846 9012A
Percent Solids	93.1		---	---	1	%		10/27/06	SM M2540G	SM M2540G
pH, Laboratory	6.9		0.10	0.10	1	su		10/27/06	SW846 9045C	SW846 9045C

All soil results are reported on a dry weight basis unless otherwise noted.

Pace Analytical Services, Inc.

1241 Bellevue Street
Green Bay, WI 54302
920-469-2436

Analytical Report Number: 877592

Client : FOTH & VAN DYKE
Project Name : KEMC-EAGLE SOUTH
Project Number : 06W003
Field ID : KSB-19-2-4

Matrix Type : SOIL
Collection Date : 10/04/06
Report Date : 12/28/06
Lab Sample Number : 877592-005

INORGANICS

Test	Result		MDL	EQL	Dil.	Units	Code	Anl Date	Prep Method	Anl Method
Leach Date - Conventionals	DONE				1			10/25/06	SW846 1311	SW846 1311
Aluminum	8400		7.5	110	20	mg/Kg		10/31/06	SW846 3050B	SW846 6020
Antimony	0.31		0.013	0.11	1	mg/Kg	A	11/18/06	3050B sec7.5	SW846 6020
Arsenic	5.1		0.017	0.11	1	mg/Kg		10/31/06	SW846 3050B	SW846 6020
Arsenic - TCLP	0.038	U	0.038	1.0	1	mg/L		10/26/06	SW846 3010A	SW846 6010B
Barium	35		0.0070	0.11	1	mg/Kg		10/31/06	SW846 3050B	SW846 6020
Barium - TCLP	0.74	B	0.0050	1.0	1	mg/L		10/26/06	SW846 3010A	SW846 6010B
Beryllium	0.25		0.0078	0.11	1	mg/Kg		10/31/06	SW846 3050B	SW846 6020
Boron	3.7	U	3.7	23	20	mg/Kg		10/31/06	SW846 3050B	SW846 6020
Cadmium	0.023	B	0.011	0.11	1	mg/Kg	A	10/31/06	SW846 3050B	SW846 6020
Cadmium - TCLP	0.0037	U	0.0037	0.25	1	mg/L		10/26/06	SW846 3010A	SW846 6010B
Chromium	21		0.019	0.11	1	mg/Kg		10/31/06	SW846 3050B	SW846 6020
Chromium - TCLP	0.012	B	0.0066	0.25	1	mg/L		10/26/06	SW846 3010A	SW846 6010B
Cobalt	5.7		0.0040	0.11	1	mg/Kg		10/31/06	SW846 3050B	SW846 6020
Copper	15		0.013	0.11	1	mg/Kg		10/31/06	SW846 3050B	SW846 6020
Iron	15000		14	110	20	mg/Kg		10/31/06	SW846 3050B	SW846 6020
Lead	3.2		0.0050	0.11	1	mg/Kg		10/31/06	SW846 3050B	SW846 6020
Lead - TCLP	0.019	B	0.017	1.0	1	mg/L		10/26/06	SW846 3010A	SW846 6010B
Lithium	7.9		0.11	0.22	1	mg/kg		12/15/06	EPA 3020	EPA 6020
Magnesium	3500		0.29	57	1	mg/Kg		10/31/06	SW846 3050B	SW846 6020
Manganese	180		0.10	0.11	1	mg/Kg		10/31/06	SW846 3050B	SW846 6020
Mercury	0.053		0.0017	0.011	1	mg/Kg		10/26/06	SW846 7471A	SW846 7471A
Mercury - TCLP	7.2E-5	U	7.2E-5	2.0E-4	1	mg/L		10/27/06	SW846 7470A	SW846 7470A
Molybdenum	0.50	B	0.022	1.1	1	mg/Kg		10/31/06	SW846 3050B	SW846 6020
Nickel	14		0.0088	0.11	1	mg/Kg		10/31/06	SW846 3050B	SW846 6020
Selenium	0.18		0.077	0.11	1	mg/Kg		10/31/06	SW846 3050B	SW846 6020
Selenium - TCLP	0.042	U	0.042	1.0	1	mg/L		10/26/06	SW846 3010A	SW846 6010B
Silver	0.041	B	0.0058	0.057	1	mg/Kg	A	11/18/06	3050B sec7.5	SW846 6020
Silver - TCLP	0.013	U	0.013	0.25	1	mg/L		10/26/06	SW846 3010A	SW846 6010B
Thallium	0.049	B	0.0067	0.11	1	mg/Kg		10/31/06	SW846 3050B	SW846 6020
Vanadium	36		0.0099	0.11	1	mg/Kg		10/31/06	SW846 3050B	SW846 6020
Zinc	19		0.32	1.1	1	mg/Kg		10/31/06	SW846 3050B	SW846 6020
Cyanide, Total	0.26	U	0.26	0.51	1	mg/kg	H	11/14/06	SW846 9012A	SW846 9012A
Percent Solids	87.6		---	---	1	%		10/25/06	SM M2540G	SM M2540G
pH, Laboratory	5.6		0.10	0.10	1	su		10/27/06	SW846 9045C	SW846 9045C

All soil results are reported on a dry weight basis unless otherwise noted.

Pace Analytical Services, Inc.

1241 Bellevue Street
Green Bay, WI 54302
920-469-2436

Analytical Report Number: 877592

Client : FOTH & VAN DYKE
Project Name : KEMC-EAGLE SOUTH
Project Number : 06W003
Field ID : DUP-10-4

Matrix Type : SOIL
Collection Date : 10/04/06
Report Date : 12/28/06
Lab Sample Number : 877592-006

INORGANICS

Test	Result		MDL	EQL	Dil.	Units	Code	Anl Date	Prep Method	Anl Method
Leach Date - Conventionals	DONE				1			10/25/06	SW846 1311	SW846 1311
Aluminum	9500		7.5	110	20	mg/Kg		10/31/06	SW846 3050B	SW846 6020
Antimony	0.36		0.013	0.11	1	mg/Kg	A	11/18/06	3050B sec7.5	SW846 6020
Arsenic	5.0		0.017	0.11	1	mg/Kg		10/31/06	SW846 3050B	SW846 6020
Arsenic - TCLP	0.038	U	0.038	1.0	1	mg/L		10/26/06	SW846 3010A	SW846 6010B
Barium	49		0.0069	0.11	1	mg/Kg		10/31/06	SW846 3050B	SW846 6020
Barium - TCLP	0.86	B	0.0050	1.0	1	mg/L		10/26/06	SW846 3010A	SW846 6010B
Beryllium	0.24		0.0077	0.11	1	mg/Kg		10/31/06	SW846 3050B	SW846 6020
Boron	3.7	U	3.7	23	20	mg/Kg		10/31/06	SW846 3050B	SW846 6020
Cadmium	0.018	B	0.010	0.11	1	mg/Kg	A	10/31/06	SW846 3050B	SW846 6020
Cadmium - TCLP	0.0037	U	0.0037	0.25	1	mg/L		10/26/06	SW846 3010A	SW846 6010B
Chromium	16		0.019	0.11	1	mg/Kg		10/31/06	SW846 3050B	SW846 6020
Chromium - TCLP	0.0066	U	0.0066	0.25	1	mg/L		10/26/06	SW846 3010A	SW846 6010B
Cobalt	7.2		0.0040	0.11	1	mg/Kg		10/31/06	SW846 3050B	SW846 6020
Copper	20		0.013	0.11	1	mg/Kg		10/31/06	SW846 3050B	SW846 6020
Iron	18000		14	110	20	mg/Kg		10/31/06	SW846 3050B	SW846 6020
Lead	3.2		0.0050	0.11	1	mg/Kg		10/31/06	SW846 3050B	SW846 6020
Lead - TCLP	0.017	U	0.017	1.0	1	mg/L		10/26/06	SW846 3010A	SW846 6010B
Lithium	7.5		0.12	0.24	1	mg/kg		12/15/06	EPA 3020	EPA 6020
Magnesium	4200		0.29	57	1	mg/Kg		10/31/06	SW846 3050B	SW846 6020
Manganese	200		0.10	0.11	1	mg/Kg		10/31/06	SW846 3050B	SW846 6020
Mercury	0.055		0.0017	0.011	1	mg/Kg		10/26/06	SW846 7471A	SW846 7471A
Mercury - TCLP	7.2E-5	U	7.2E-5	2.0E-4	1	mg/L		10/27/06	SW846 7470A	SW846 7470A
Molybdenum	0.41	B	0.022	1.1	1	mg/Kg		10/31/06	SW846 3050B	SW846 6020
Nickel	14		0.0088	0.11	1	mg/Kg		10/31/06	SW846 3050B	SW846 6020
Selenium	0.19		0.077	0.11	1	mg/Kg		10/31/06	SW846 3050B	SW846 6020
Selenium - TCLP	0.042	U	0.042	1.0	1	mg/L		10/26/06	SW846 3010A	SW846 6010B
Silver	0.063		0.0058	0.057	1	mg/Kg	A	11/18/06	3050B sec7.5	SW846 6020
Silver - TCLP	0.013	U	0.013	0.25	1	mg/L		10/26/06	SW846 3010A	SW846 6010B
Thallium	0.068	B	0.0067	0.11	1	mg/Kg		10/31/06	SW846 3050B	SW846 6020
Vanadium	43		0.0099	0.11	1	mg/Kg		10/31/06	SW846 3050B	SW846 6020
Zinc	23		0.32	1.1	1	mg/Kg		10/31/06	SW846 3050B	SW846 6020
Cyanide, Total	0.20	U	0.20	0.38	1	mg/kg	H	11/07/06	SW846 9012A	SW846 9012A
Percent Solids	87.9		---	---	1	%		10/25/06	SM M2540G	SM M2540G
pH, Laboratory	5.8		0.10	0.10	1	su		10/27/06	SW846 9045C	SW846 9045C

All soil results are reported on a dry weight basis unless otherwise noted.

Pace Analytical Services, Inc.

1241 Bellevue Street
Green Bay, WI 54302
920-469-2436

Analytical Report Number: 877592

Client : FOTH & VAN DYKE
Project Name : KEMC-EAGLE SOUTH
Project Number : 06W003
Field ID : MW-601-8-9

Matrix Type : SOIL
Collection Date : 10/04/06
Report Date : 12/28/06
Lab Sample Number : 877592-007

INORGANICS

Test	Result		MDL	EQL	Dil.	Units	Code	Anl Date	Prep Method	Anl Method
Leach Date - Conventionals	DONE				1			10/25/06	SW846 1311	SW846 1311
Aluminum	9000		7.3	110	20	mg/Kg		10/31/06	SW846 3050B	SW846 6020
Antimony	0.36		0.012	0.11	1	mg/Kg	A	11/18/06	3050B sec7.5	SW846 6020
Arsenic	11		0.016	0.11	1	mg/Kg		10/31/06	SW846 3050B	SW846 6020
Arsenic - TCLP	0.038	U	0.038	1.0	1	mg/L		10/26/06	SW846 3010A	SW846 6010B
Barium	38		0.0068	0.11	1	mg/Kg		10/31/06	SW846 3050B	SW846 6020
Barium - TCLP	0.76	B	0.0050	1.0	1	mg/L		10/26/06	SW846 3010A	SW846 6010B
Beryllium	0.28		0.0075	0.11	1	mg/Kg		10/31/06	SW846 3050B	SW846 6020
Boron	3.6	U	3.6	22	20	mg/Kg		10/31/06	SW846 3050B	SW846 6020
Cadmium	0.043	B	0.010	0.11	1	mg/Kg	A	10/31/06	SW846 3050B	SW846 6020
Cadmium - TCLP	0.0037	U	0.0037	0.25	1	mg/L		10/26/06	SW846 3010A	SW846 6010B
Chromium	19		0.018	0.11	1	mg/Kg		10/31/06	SW846 3050B	SW846 6020
Chromium - TCLP	0.0066	U	0.0066	0.25	1	mg/L		10/26/06	SW846 3010A	SW846 6010B
Cobalt	7.3		0.0039	0.11	1	mg/Kg		10/31/06	SW846 3050B	SW846 6020
Copper	26		0.012	0.11	1	mg/Kg		10/31/06	SW846 3050B	SW846 6020
Iron	20000		13	110	20	mg/Kg		10/31/06	SW846 3050B	SW846 6020
Lead	5.2		0.0049	0.11	1	mg/Kg		10/31/06	SW846 3050B	SW846 6020
Lead - TCLP	0.017	U	0.017	1.0	1	mg/L		10/26/06	SW846 3010A	SW846 6010B
Lithium	9.6		0.13	0.26	1	mg/kg		12/15/06	EPA 3020	EPA 6020
Magnesium	4600		0.28	55	1	mg/Kg		10/31/06	SW846 3050B	SW846 6020
Manganese	270		0.10	0.11	1	mg/Kg		10/31/06	SW846 3050B	SW846 6020
Mercury	0.014		0.0017	0.011	1	mg/Kg		10/26/06	SW846 7471A	SW846 7471A
Mercury - TCLP	7.2E-5	U	7.2E-5	2.0E-4	1	mg/L		10/27/06	SW846 7470A	SW846 7470A
Molybdenum	1.4		0.021	1.1	1	mg/Kg		10/31/06	SW846 3050B	SW846 6020
Nickel	20		0.0085	0.11	1	mg/Kg		10/31/06	SW846 3050B	SW846 6020
Selenium	0.23		0.075	0.11	1	mg/Kg		10/31/06	SW846 3050B	SW846 6020
Selenium - TCLP	0.042	U	0.042	1.0	1	mg/L		10/26/06	SW846 3010A	SW846 6010B
Silver	0.045	B	0.0057	0.055	1	mg/Kg	A	11/18/06	3050B sec7.5	SW846 6020
Silver - TCLP	0.013	U	0.013	0.25	1	mg/L		10/26/06	SW846 3010A	SW846 6010B
Thallium	0.096	B	0.0065	0.11	1	mg/Kg		10/31/06	SW846 3050B	SW846 6020
Vanadium	33		0.0096	0.11	1	mg/Kg		10/31/06	SW846 3050B	SW846 6020
Zinc	35		0.31	1.1	1	mg/Kg		10/31/06	SW846 3050B	SW846 6020
Cyanide, Total	0.23	U	0.23	0.44	1	mg/kg	H	11/07/06	SW846 9012A	SW846 9012A
Percent Solids	90.2		—	—	1	%		10/25/06	SM M2540G	SM M2540G
pH, Laboratory	6.7		0.10	0.10	1	su		10/27/06	SW846 9045C	SW846 9045C

All soil results are reported on a dry weight basis unless otherwise noted.

Pace Analytical Services, Inc.

1241 Bellevue Street
Green Bay, WI 54302
920-469-2436

Analytical Report Number: 877592

Client : FOTH & VAN DYKE
Project Name : KEMC-EAGLE SOUTH
Project Number : 06W003
Field ID : SB-625-1-3

Matrix Type : SOIL
Collection Date : 10/03/06
Report Date : 12/28/06
Lab Sample Number : 877592-008

INORGANICS

Test	Result		MDL	EQL	Dil.	Units	Code	Anl Date	Prep Method	Anl Method
Leach Date - Conventionals	DONE				1			10/25/06	SW846 1311	SW846 1311
Aluminum	5500		6.9	100	20	mg/Kg		10/31/06	SW846 3050B	SW846 6020
Antimony	0.11		0.012	0.10	1	mg/Kg	A	11/18/06	3050B sec7.5	SW846 6020
Arsenic	2.2		0.015	0.10	1	mg/Kg		10/31/06	SW846 3050B	SW846 6020
Arsenic - TCLP	0.038	U	0.038	1.0	1	mg/L		10/26/06	SW846 3010A	SW846 6010B
Barium	15		0.0064	0.10	1	mg/Kg		10/31/06	SW846 3050B	SW846 6020
Barium - TCLP	0.64	B	0.0050	1.0	1	mg/L		10/26/06	SW846 3010A	SW846 6010B
Beryllium	0.44		0.0071	0.10	1	mg/Kg		10/31/06	SW846 3050B	SW846 6020
Boron	3.4	U	3.4	21	20	mg/Kg		10/31/06	SW846 3050B	SW846 6020
Cadmium	0.0096	U	0.0096	0.10	1	mg/Kg		10/31/06	SW846 3050B	SW846 6020
Cadmium - TCLP	0.0037	U	0.0037	0.25	1	mg/L		10/26/06	SW846 3010A	SW846 6010B
Chromium	11		0.017	0.10	1	mg/Kg		10/31/06	SW846 3050B	SW846 6020
Chromium - TCLP	0.045	B	0.0066	0.25	1	mg/L		10/26/06	SW846 3010A	SW846 6010B
Cobalt	9.6		0.0036	0.10	1	mg/Kg		10/31/06	SW846 3050B	SW846 6020
Copper	22		0.012	0.10	1	mg/Kg		10/31/06	SW846 3050B	SW846 6020
Iron	17000		13	100	20	mg/Kg		10/31/06	SW846 3050B	SW846 6020
Lead	2.5		0.0046	0.10	1	mg/Kg		10/31/06	SW846 3050B	SW846 6020
Lead - TCLP	0.017	U	0.017	1.0	1	mg/L		10/26/06	SW846 3010A	SW846 6010B
Lithium	11		0.12	0.24	1	mg/kg		12/15/06	EPA 3020	EPA 6020
Magnesium	2800		0.26	52	1	mg/Kg		10/31/06	SW846 3050B	SW846 6020
Manganese	290		0.095	0.10	1	mg/Kg		10/31/06	SW846 3050B	SW846 6020
Mercury	0.0065	B	0.0016	0.010	1	mg/Kg		10/26/06	SW846 7471A	SW846 7471A
Mercury - TCLP	7.2E-5	U	7.2E-5	2.0E-4	1	mg/L		10/27/06	SW846 7470A	SW846 7470A
Molybdenum	0.98	B	0.020	1.0	1	mg/Kg		10/31/06	SW846 3050B	SW846 6020
Nickel	16		0.0080	0.10	1	mg/Kg		10/31/06	SW846 3050B	SW846 6020
Selenium	0.24		0.071	0.10	1	mg/Kg		10/31/06	SW846 3050B	SW846 6020
Selenium - TCLP	0.042	U	0.042	1.0	1	mg/L		10/26/06	SW846 3010A	SW846 6010B
Silver	0.15		0.0053	0.052	1	mg/Kg	A	11/18/06	3050B sec7.5	SW846 6020
Silver - TCLP	0.013	U	0.013	0.25	1	mg/L		10/26/06	SW846 3010A	SW846 6010B
Thallium	0.041	B	0.0061	0.10	1	mg/Kg		10/31/06	SW846 3050B	SW846 6020
Vanadium	13		0.0091	0.10	1	mg/Kg		10/31/06	SW846 3050B	SW846 6020
Zinc	24		0.29	1.0	1	mg/Kg		10/31/06	SW846 3050B	SW846 6020
Cyanide, Total	0.21	U	0.21	0.40	1	mg/kg	H	11/07/06	SW846 9012A	SW846 9012A
Percent Solids	95.9		---	---	1	%		10/25/06	SM M2540G	SM M2540G
pH, Laboratory	7.3		0.10	0.10	1	su		10/27/06	SW846 9045C	SW846 9045C

All soil results are reported on a dry weight basis unless otherwise noted.

Pace Analytical Services, Inc.

1241 Bellevue Street
Green Bay, WI 54302
920-469-2436

Analytical Report Number: 877592

Client : FOTH & VAN DYKE
Project Name : KEMC-EAGLE SOUTH
Project Number : 06W003
Field ID : KSB-8-0-2

Matrix Type : SOIL
Collection Date : 10/09/06
Report Date : 12/28/06
Lab Sample Number : 877592-009

INORGANICS

Test	Result		MDL	EQL	Dil.	Units	Code	Anl Date	Prep Method	Anl Method
Leach Date - Conventionals	DONE				1			10/25/06	SW846 1311	SW846 1311
Aluminum	2000		0.36	5.5	1	mg/Kg		10/31/06	SW846 3050B	SW846 6020
Antimony	37		0.012	0.11	1	mg/Kg		11/18/06	3050B sec7.5	SW846 6020
Arsenic	39		0.016	0.11	1	mg/Kg		10/31/06	SW846 3050B	SW846 6020
Arsenic - TCLP	0.038	U	0.038	1.0	1	mg/L		10/26/06	SW846 3010A	SW846 6010B
Barium	9.3		0.0067	0.11	1	mg/Kg		10/31/06	SW846 3050B	SW846 6020
Barium - TCLP	0.46	B	0.0050	1.0	1	mg/L		10/26/06	SW846 3010A	SW846 6010B
Beryllium	0.057	B	0.0074	0.11	1	mg/Kg		10/31/06	SW846 3050B	SW846 6020
Boron	3.5	U	3.5	22	20	mg/Kg		10/31/06	SW846 3050B	SW846 6020
Cadmium	0.21		0.010	0.11	1	mg/Kg	A	10/31/06	SW846 3050B	SW846 6020
Cadmium - TCLP	0.0037	U	0.0037	0.25	1	mg/L		10/26/06	SW846 3010A	SW846 6010B
Chromium	69		0.018	0.11	1	mg/Kg		10/31/06	SW846 3050B	SW846 6020
Chromium - TCLP	0.014	B	0.0066	0.25	1	mg/L		10/26/06	SW846 3010A	SW846 6010B
Cobalt	11		0.0038	0.11	1	mg/Kg		10/31/06	SW846 3050B	SW846 6020
Copper	130		0.012	0.11	1	mg/Kg		10/31/06	SW846 3050B	SW846 6020
Iron	33000		13	110	20	mg/Kg		10/31/06	SW846 3050B	SW846 6020
Lead	110		0.0048	0.11	1	mg/Kg		10/31/06	SW846 3050B	SW846 6020
Lead - TCLP	0.017	U	0.017	1.0	1	mg/L		10/26/06	SW846 3010A	SW846 6010B
Lithium	4.6		0.12	0.25	1	mg/kg		12/15/06	EPA 3020	EPA 6020
Magnesium	2500		0.27	55	1	mg/Kg		10/31/06	SW846 3050B	SW846 6020
Manganese	63		0.099	0.11	1	mg/Kg		10/31/06	SW846 3050B	SW846 6020
Mercury	0.066		0.0016	0.011	1	mg/Kg		10/26/06	SW846 7471A	SW846 7471A
Mercury - TCLP	7.2E-5	U	7.2E-5	2.0E-4	1	mg/L		10/27/06	SW846 7470A	SW846 7470A
Molybdenum	55		0.021	1.1	1	mg/Kg		10/31/06	SW846 3050B	SW846 6020
Nickel	66		0.0084	0.11	1	mg/Kg		10/31/06	SW846 3050B	SW846 6020
Selenium	0.95		0.074	0.11	1	mg/Kg		10/31/06	SW846 3050B	SW846 6020
Selenium - TCLP	0.042	U	0.042	1.0	1	mg/L		10/26/06	SW846 3010A	SW846 6010B
Silver	9.3		0.0056	0.055	1	mg/Kg		11/18/06	3050B sec7.5	SW846 6020
Silver - TCLP	0.013	U	0.013	0.25	1	mg/L		10/26/06	SW846 3010A	SW846 6010B
Thallium	0.027	B	0.0065	0.11	1	mg/Kg		10/31/06	SW846 3050B	SW846 6020
Vanadium	8.5		0.0095	0.11	1	mg/Kg		10/31/06	SW846 3050B	SW846 6020
Zinc	52		0.31	1.1	1	mg/Kg		10/31/06	SW846 3050B	SW846 6020
Cyanide, Total	2.9		0.23	0.44	1	mg/kg	H	11/07/06	SW846 9012A	SW846 9012A
Percent Solids	91.5		—	—	1	%		10/25/06	SM M2540G	SM M2540G
pH, Laboratory	2.1		0.10	0.10	1	su		10/27/06	SW846 9045C	SW846 9045C

All soil results are reported on a dry weight basis unless otherwise noted.

Pace Analytical Services, Inc.

1241 Bellevue Street
Green Bay, WI 54302
920-469-2436

Analytical Report Number: 877592

Client : FOTH & VAN DYKE
Project Name : KEMC-EAGLE SOUTH
Project Number : 06W003
Field ID : SB-609-14-16

Matrix Type : SOIL
Collection Date : 09/13/06
Report Date : 12/28/06
Lab Sample Number : 877592-010

INORGANICS

Test	Result		MDL	EQL	Dil.	Units	Code	Anl Date	Prep Method	Anl Method
Leach Date - Conventionals	DONE				1			10/25/06	SW846 1311	SW846 1311
Arsenic - TCLP	0.038	U	0.038	1.0	1	mg/L		10/26/06	SW846 3010A	SW846 6010B
Barium - TCLP	0.67	B	0.0050	1.0	1	mg/L		10/26/06	SW846 3010A	SW846 6010B
Cadmium - TCLP	0.0037	U	0.0037	0.25	1	mg/L		10/26/06	SW846 3010A	SW846 6010B
Chromium - TCLP	0.017	B	0.0066	0.25	1	mg/L		10/26/06	SW846 3010A	SW846 6010B
Lead - TCLP	0.017	U	0.017	1.0	1	mg/L		10/26/06	SW846 3010A	SW846 6010B
Mercury - TCLP	7.2E-5	U	7.2E-5	2.0E-4	1	mg/L		10/27/06	SW846 7470A	SW846 7470A
Selenium - TCLP	0.042	U	0.042	1.0	1	mg/L		10/26/06	SW846 3010A	SW846 6010B
Silver - TCLP	0.013	U	0.013	0.25	1	mg/L		10/26/06	SW846 3010A	SW846 6010B

All soil results are reported on a dry weight basis unless otherwise noted.

Pace Analytical Services, Inc.

1241 Bellevue Street
Green Bay, WI 54302
920-469-2436
Fax: 920-469-8827

Lab Number	TestGroupID	Field ID	Comment
877592	W-CN-S	All Samples	H - Analysis performed 21 days past holding time for samples 001-004, 20 days past holding time for samples 005-007, 21 days past holding time for sample 006 and 15 days past holding time for sample 009. All samples were received in the lab past hold.
877592-	M-AG-S	All Samples	A - Analyte is detected in the method blank at a concentration of 0.022 mg/Kg.
877592-	M-CD-S	All Samples	A - Analyte is detected in the method blank at a concentration of 0.025 mg/Kg.
877592-	M-SB-S	All Samples	A - Analyte is detected in the method blank at a concentration of 0.084 mg/Kg.
877592-	M-ZN-S	All Samples	A - Analyte is detected in the method blank at a concentration of 0.44 mg/Kg.
877592-005	W-CN-S	KSB-19-2-4	H - Analysis performed 27 days past holding time. The sample was received in the lab with the holding time expired.

Qualifier Codes

Flag	Applies To	Explanation
A	Inorganic	Analyte is detected in the method blank. Method blank criteria is evaluated to the laboratory method detection limit. Additionally, method blank acceptance may be based on project specific criteria or determined from analyte concentrations in the sample and are evaluated on a sample by sample basis.
B	Inorganic	The analyte has been detected between the method detection limit and the reporting limit.
B	Organic	Analyte is present in the method blank. Method blank criteria is evaluated to the laboratory method detection limit. Additionally, method blank acceptance may be based on project specific criteria or determined from analyte concentrations in the sample and are evaluated on a sample by sample basis.
C	All	Elevated detection limit.
D	All	Analyte value from diluted analysis or surrogate result not applicable due to sample dilution.
E	Inorganic	Estimated concentration due to matrix interferences. During the metals analysis the serial dilution failed to meet the established control limits of 0-10%. The sample concentration is greater than 50 times the IDL for analysis done on the ICP or 100 times the IDL for analysis done on the ICP-MS. The result was flagged with the E qualifier to indicate that a physical interference was observed.
E	Organic	Analyte concentration exceeds calibration range.
F	Inorganic	Due to potential interferences for this analysis by Inductively Coupled Plasma techniques (SW-846 Method 6010), this analyte has been confirmed by and reported from an alternate method.
F	Organic	Surrogate results outside control criteria.
G	All	The result is estimated because the concentration is less than the lowest calibration standard concentration utilized in the initial calibration. The method detection limit is less than the reporting limit specified for this project.
H	All	Preservation, extraction or analysis performed past holding time.
HF	Inorganic	This test is considered a field parameter, and the recommended holding time is 15 minutes from collection. The analysis was performed in the laboratory beyond the recommended holding time.
J	All	Concentration detected equal to or greater than the method detection limit but less than the reporting limit.
K	Inorganic	Sample received unpreserved. Sample was either preserved at the time of receipt or at the time of sample preparation.
K	Organic	Detection limit may be elevated due to the presence of an unrequested analyte.
L	All	Elevated detection limit due to low sample volume.
M	Organic	Sample pH was greater than 2
N	All	Spiked sample recovery not within control limits.
O	Organic	Sample received overweight.
P	Organic	The relative percent difference between the two columns for detected concentrations was greater than 40%.
Q	All	The analyte has been detected between the limit of detection (LOD) and limit of quantitation (LOQ). The results are qualified due to the uncertainty of analyte concentrations within this range.
S	Organic	The relative percent difference between quantitation and confirmation columns exceeds internal quality control criteria. Because the result is unconfirmed, it has been reported as a non-detect with an elevated detection limit.
U	All	The analyte was not detected at or above the reporting limit.
V	All	Sample received with headspace.
W	All	A second aliquot of sample was analyzed from a container with headspace.
X	All	See Sample Narrative.
Z	Organics	This compound was separated in the check standard but it did not meet the resolution criteria as set forth in SW846.
&	All	Laboratory Control Spike recovery not within control limits.
*	All	Precision not within control limits.
+	Inorganic	The sample result is greater than four times the spike level: therefore, the percent recovery is not evaluated.
<	All	The analyte was not detected at or above the reporting limit.
1	Inorganic	Dissolved analyte or filtered analyte greater than total analyte; analyses passed QC based on precision criteria.
2	Inorganic	Dissolved analyte or filtered analyte greater than total analyte; analyses failed QC based on precision criteria.
3	Inorganic	BOD result is estimated due to the BOD blank exceeding the allowable oxygen depletion.
4	Inorganic	BOD duplicate precision not within control limits. Due to the 48 hour holding time for this test, it is not practical to reanalyze and try to correct the deficiency.
5	Inorganic	BOD result is estimated due to insufficient oxygen depletion. Due to the 48 hour holding time for this test, it is not practical to reanalyze and try to correct the deficiency.
6	Inorganic	BOD laboratory control sample not within control limits. Due to the 48 hour holding time for this test, it is not practical to reanalyze and try to correct the deficiency.
7	Inorganic	BOD result is estimated due to complete oxygen depletion. Due to the 48 hour holding time for this test, it is not practical to reanalyze and try to correct the deficiency.

Pace Analytical Services, Inc.

Analysis Summary by Laboratory

1241 Bellevue Street
Green Bay, WI 54302

Test Group Name	877592-001	877592-002	877592-003	877592-004	877592-005	877592-006	877592-007	877592-008	877592-009	877592-010
ALUMINUM	B	B	B	B	B	B	B	B	B	
ANTIMONY	B	B	B	B	B	B	B	B	B	
ARSENIC	B	B	B	B	B	B	B	B	B	
ARSENIC - TCLP	B	B	B	B	B	B	B	B	B	B
BARIUM	B	B	B	B	B	B	B	B	B	
BARIUM - TCLP	B	B	B	B	B	B	B	B	B	B
BERYLLIUM	B	B	B	B	B	B	B	B	B	
BORON	B	B	B	B	B	B	B	B	B	
CADMIUM	B	B	B	B	B	B	B	B	B	
CADMIUM - TCLP	B	B	B	B	B	B	B	B	B	B
CHROMIUM	B	B	B	B	B	B	B	B	B	
CHROMIUM - TCLP	B	B	B	B	B	B	B	B	B	B
COBALT	B	B	B	B	B	B	B	B	B	
COPPER	B	B	B	B	B	B	B	B	B	
CYANIDE, TOTAL	B	B	B	B	B	B	B	B	B	
IRON	B	B	B	B	B	B	B	B	B	
LEAD	B	B	B	B	B	B	B	B	B	
LEAD - TCLP	B	B	B	B	B	B	B	B	B	B
LITHIUM	M	M	M	M	M	M	M	M	M	
MAGNESIUM	B	B	B	B	B	B	B	B	B	
MANGANESE	B	B	B	B	B	B	B	B	B	
MERCURY	B	B	B	B	B	B	B	B	B	
MERCURY - TCLP	B	B	B	B	B	B	B	B	B	B
MOLYBDENUM	B	B	B	B	B	B	B	B	B	
NICKEL	B	B	B	B	B	B	B	B	B	
PERCENT SOLIDS	B	B	B	B	B	B	B	B	B	
PH, LABORATORY	B	B	B	B	B	B	B	B	B	
SELENIUM	B	B	B	B	B	B	B	B	B	
SELENIUM - TCLP	B	B	B	B	B	B	B	B	B	B
SILVER	B	B	B	B	B	B	B	B	B	
SILVER - TCLP	B	B	B	B	B	B	B	B	B	B
THALLIUM	B	B	B	B	B	B	B	B	B	
VANADIUM	B	B	B	B	B	B	B	B	B	
ZINC	B	B	B	B	B	B	B	B	B	

Code	Facility	Address	MI Certification
B	Green Bay Lab (Bellevue St)	1241 Bellevue Street, Suite 9 Green Bay, WI 54302	Not Certified
M	Minnesota Laboratory	1700 Elm Street, Suite 200 Minneapolis, MN	Not Certified

Pace Analytical Services, Inc.

QC Summary

1241 Bellevue Street
Green Bay, WI 54302
920-469-2436
Fax: 920-469-8827

SDG: 877592
Lab Section: WETCHEM
QC Batch Number: 15685
Prep Method: SW846 9045C
Analytical Method: SW846 9045C

QC Type	Client Sample ID	Lab Sample ID
DUP	SB-618-8-9DUP	877592-001DUP

Client Sample ID	Lab Sample ID		Client Sample ID	Lab Sample ID	
SB-618-8-9	877592-001	MB	DUP-10-3	877592-002	MB
KSB-16-0-4	877592-003	MB	SB-619-3-9	877592-004	MB
KSB-19-2-4	877592-005	MB	DUP-10-4	877592-006	MB
MW-601-8-9	877592-007	MB	SB-625-1-3	877592-008	MB
KSB-8-0-2	877592-009	MB			

Test Name	Method Blank Result Conc	LCS Spiked Conc	LCS Recovery Conc	LCS Recovery %	C	LCSD Spiked Conc	LCSD Recovery Conc	LCSD Recovery %	C	LCS/LCSD RPD %	C	LCS/LCSD Control Limits LCL %	UCL %	RPD %	Parent Sample Number	Parent Result Conc		Lab Dup Conc	Lab Dup RPD %	C	Lab Dup RPD Limit %
pH, Laboratory		—	0	—	—		—	—	—	—		—	—	—	877592-001		6.010		6.07	1.0		20

Conc = su unless otherwise noted
C = QC Code, see Qualifer Sheet
Parent Result is reported down to MDL in order to allow Validation of this worksheet
The %R and RPD results are calculated from raw data values with more significant figures than are reported on this form.

Report Date: 12/28/2006
QC Batch Number: 15685

Pace Analytical Services, Inc.

QC Summary

1241 Bellevue Street
Green Bay, WI 54302
920-469-2436
Fax: 920-469-8827

Batch: 877592
Lab Section: METALS
QC Batch Number: 15542
Prep Method: SW846 7471A
Analytical Method: SW846 7471A

QC Type	Client Sample ID	Lab Sample ID
MB	MBSMTG1986-45	MBSMTG1986-45
LCS	LCSSMTG1986-45	LCSSMTG1986-45
MS	877553-001MS	877553-001MS
MSD	877553-001MSD	877553-001MSD

Client Sample ID	Lab Sample ID	MB ID	Client Sample ID	Lab Sample ID	MB ID
SB-618-8-9	877592-001	MB	DUP-10-3	877592-002	MB
KSB-16-0-4	877592-003	MB	SB-619-3-9	877592-004	MB
KSB-19-2-4	877592-005	MB	DUP-10-4	877592-006	MB
MW-601-8-9	877592-007	MB	SB-625-1-3	877592-008	MB
KSB-8-0-2	877592-009	MB			

Test Name	Method Blank Result		Conc	LCS Spiked Conc	LCS Recovery Conc	%	C	LCSD Spiked Conc	LCSD Recovery Conc	%	C	LCS/LCSD RPD %	C	LCS/LCSD Control Limits LCL %	UCL %	RPD %	Parent Sample Number		Parent Result Conc	MS Spiked Conc	MS Recovery Conc	%	C	MSD Spiked Conc	MSD Recovery Conc	%	C	MS/MSD RPD %	C	MS/MSD Control Limits LCL %	UCL %	RPD %
Mercury	<	0.0015		0.25	0.26	102.6		—	—	—		—		85	115	20	877553-001		0.0029	0.27	0.27	99.0		0.27	0.28	101.7		2.7		85	115	20

Conc = mg/Kg unless otherwise noted
C = QC Code, see Qualifer Sheet
Parent Result is reported down to MDL in order to allow Validation of this worksheet
The %R and RPD results are calculated from raw data values with more significant figures than are reported on this form.

Report Date: 12/28/2006
QC Batch Number: 15542

Pace Analytical Services, Inc.

QC Summary

1241 Bellevue Street
Green Bay, WI 54302
920-469-2436
Fax: 920-469-8827

Batch: 877592
Lab Section: METALS
QC Batch Number: 15582
Prep Method: SW846 3010A
Analytical Method: SW846 6010B

QC Type	Client Sample ID	Lab Sample ID
MB	MBTMTG1984-75	MBTMTG1984-75
LCS	LCSTMTG1984-75	LCSTMTG1984-75
MS	877648-001MS	877648-001MS
MS	877619-002MS	877619-002MS
MS	877619-001MS	877619-001MS
MS	SB-618-8-9MS	877592-001MS
MSD	SB-618-8-9MSD	877592-001MSD

Client Sample ID	Lab Sample ID	MB ID	Client Sample ID	Lab Sample ID	MB ID
SB-618-8-9	877592-001	MB	DUP-10-3	877592-002	MB
KSB-16-0-4	877592-003	MB	SB-619-3-9	877592-004	MB
KSB-19-2-4	877592-005	MB	DUP-10-4	877592-006	MB
MW-601-8-9	877592-007	MB	SB-625-1-3	877592-008	MB
KSB-8-0-2	877592-009	MB	SB-609-14-16	877592-010	MB

Test Name	Method Blank Result		Conc	LCS Spiked Conc	LCS Recovery Conc	%	C	LCSD Spiked Conc	LCSD Recovery Conc	%	C	LCS/LCSD RPD %	C	LCS/LCSD Control Limits LCL %	UCL %	RPD %	Parent Sample Number	Parent Result		Conc	MS Spiked Conc	MS Recovery Conc	%	C	MSD Spiked Conc	MSD Recovery Conc	%	C	MS/MSD RPD %	C	MS/MSD Control Limits LCL %	UCL %	RPD %
Arsenic - TCLP	<		0.0076	0.50	0.49	97.5		---	---	---		---		80	120	20	877592-001	<		0.038	2.5	2.5	98.6		2.5	2.5	99.3		0.7		75	125	20
Barium - TCLP	<		0.001	0.50	0.49	98.0		---	---	---		---		80	120	20	877592-001			0.98	2.5	3.4	98.2		2.5	3.5	101.6		2.5		75	125	20
Cadmium - TCLP	<		0.00074	0.50	0.49	97.3		---	---	---		---		80	120	20	877592-001	<		0.0037	2.5	2.4	96.4		2.5	2.4	98.0		1.6		75	125	20
Chromium - TCLP	<		0.0013	0.50	0.49	98.2		---	---	---		---		80	120	20	877592-001			0.011	2.5	2.4	96.4		2.5	2.5	98.3		2.0		75	125	20
Lead - TCLP	<		0.0034	0.50	0.48	96.4		---	---	---		---		80	120	20	877592-001			0.033	2.5	2.4	95.2		2.5	2.5	97.3		2.2		75	125	20
Selenium - TCLP	<		0.0083	0.50	0.49	97.5		---	---	---		---		80	120	20	877592-001	<		0.042	2.5	2.5	98.7		2.5	2.5	100.7		1.9		75	125	20
Silver - TCLP	<		0.0026	0.25	0.25	99.4		---	---	---		---		80	120	20	877592-001	<		0.013	1.2	1.2	99.8		1.2	1.3	101.0		1.2		75	125	20
Arsenic - TCLP	<		0.0076	0.50	0.49	97.5		---	---	---		---		80	120	20	877619-001	<		0.038	2.5	2.5	98.7		---	---	---		---		75	125	20
Barium - TCLP	<		0.001	0.50	0.49	98.0		---	---	---		---		80	120	20	877619-001			0.49	2.5	2.9	96.1		---	---	---		---		75	125	20
Cadmium - TCLP	<		0.00074	0.50	0.49	97.3		---	---	---		---		80	120	20	877619-001	<		0.0037	2.5	2.4	95.8		---	---	---		---		75	125	20
Chromium - TCLP	<		0.0013	0.50	0.49	98.2		---	---	---		---		80	120	20	877619-001			0.0070	2.5	2.4	97.2		---	---	---		---		75	125	20
Lead - TCLP	<		0.0034	0.50	0.48	96.4		---	---	---		---		80	120	20	877619-001	<		0.017	2.5	2.4	96.3		---	---	---		---		75	125	20
Selenium - TCLP	<		0.0083	0.50	0.49	97.5		---	---	---		---		80	120	20	877619-001	<		0.042	2.5	2.5	99.5		---	---	---		---		75	125	20
Silver - TCLP	<		0.0026	0.25	0.25	99.4		---	---	---		---		80	120	20	877619-001	<		0.013	1.2	1.2	99.5		---	---	---		---		75	125	20
Arsenic - TCLP	<		0.0076	0.50	0.49	97.5		---	---	---		---		80	120	20	877619-002	<		0.038	2.5	2.4	96.4		---	---	---		---		75	125	20
Barium - TCLP	<		0.001	0.50	0.49	98.0		---	---	---		---		80	120	20	877619-002			4.0	2.5	6.4	98.8		---	---	---		---		75	125	20
Cadmium - TCLP	<		0.00074	0.50	0.49	97.3		---	---	---		---		80	120	20	877619-002	<		0.0037	2.5	2.3	93.0		---	---	---		---		75	125	20
Chromium - TCLP	<		0.0013	0.50	0.49	98.2		---	---	---		---		80	120	20	877619-002	<		0.0066	2.5	2.4	94.6		---	---	---		---		75	125	20

Conc = mg/L unless otherwise noted
C = QC Code, see Qualifer Sheet
Parent Result is reported down to MDL in order to allow Validation of this worksheet
The %R and RPD results are calculated from raw data values with more significant figures than are reported on this form.

Report Date: 12/28/2006
QC Batch Number: 15582

Pace Analytical Services, Inc.

QC Summary

1241 Bellevue Street
Green Bay, WI 54302
920-469-2436
Fax: 920-469-8827

Test Name	Method Blank Result		Conc	LCS Spiked Conc	LCS Recovery Conc	%	C	LCSD Spiked Conc	LCSD Recovery Conc	%	C	LCS/LCSD RPD %	C	LCS/LCSD Control Limits LCL %	UCL %	RPD %	Parent Sample Number		Parent Result Conc	MS Spiked Conc	MS Recovery Conc	%	C	MSD Spiked Conc	MSD Recovery Conc	%	C	MS/MSD RPD %	C	MS/MSD Control Limits LCL %	UCL %	RPD %
Lead - TCLP	<	0.0034	0.50	0.48	96.4			—	—	—		—		80	120	20	877619-002	<	0.017	2.5	2.3	93.1		—	—	—		—		75	125	20
Selenium - TCLP	<	0.0083	0.50	0.49	97.5			—	—	—		—		80	120	20	877619-002	<	0.042	2.5	2.4	97.6		—	—	—		—		75	125	20
Silver - TCLP	<	0.0026	0.25	0.25	99.4			—	—	—		—		80	120	20	877619-002	<	0.013	1.2	1.3	100.8		—	—	—		—		75	125	20
Arsenic - TCLP	<	0.0076	0.50	0.49	97.5			—	—	—		—		80	120	20	877648-001	<	0.038	2.5	2.4	96.7		—	—	—		—		75	125	20
Barium - TCLP	<	0.001	0.50	0.49	98.0			—	—	—		—		80	120	20	877648-001		0.80	2.5	3.2	96.4		—	—	—		—		75	125	20
Cadmium - TCLP	<	0.00074	0.50	0.49	97.3			—	—	—		—		80	120	20	877648-001		0.031	2.5	2.4	94.3		—	—	—		—		75	125	20
Chromium - TCLP	<	0.0013	0.50	0.49	98.2			—	—	—		—		80	120	20	877648-001		0.042	2.5	2.5	97.6		—	—	—		—		75	125	20
Lead - TCLP	<	0.0034	0.50	0.48	96.4			—	—	—		—		80	120	20	877648-001		0.63	2.5	3	95.1		—	—	—		—		75	125	20
Selenium - TCLP	<	0.0083	0.50	0.49	97.5			—	—	—		—		80	120	20	877648-001	<	0.042	2.5	2.5	98.7		—	—	—		—		75	125	20
Silver - TCLP	<	0.0026	0.25	0.25	99.4			—	—	—		—		80	120	20	877648-001	<	0.013	1.2	1.2	99.5		—	—	—		—		75	125	20

Conc = mg/L unless otherwise noted

C = QC Code, see Qualifer Sheet

Parent Result is reported down to MDL in order to allow Validation of this worksheet

The %R and RPD results are calculated from raw data values with more significant figures than are reported on this form.

Report Date: 12/28/2006

QC Batch Number: 15582

Pace Analytical Services, Inc.

1241 Bellevue Street
Green Bay, WI 54302
920-469-2436
Fax: 920-469-8827

QC Summary

Batch: 877592
Lab Section: METALS
QC Batch Number: 15610
Prep Method: SW846 3050B
Analytical Method: SW846 6020

QC Type	Client Sample ID	Lab Sample ID
MB	MBSMTG1875-14	MBSMTG1875-14
LCS	LCSSMTG1875-14	LCSSMTG1875-14
MS	SB-618-8-9MS	877592-001MS
MSD	SB-618-8-9MSD	877592-001MSD

Client Sample ID	Lab Sample ID	MB ID	Client Sample ID	Lab Sample ID	MB ID
SB-618-8-9	877592-001	MB	DUP-10-3	877592-002	MB
KSB-16-0-4	877592-003	MB	SB-619-3-9	877592-004	MB
KSB-19-2-4	877592-005	MB	DUP-10-4	877592-006	MB
MW-601-8-9	877592-007	MB	SB-625-1-3	877592-008	MB
KSB-8-0-2	877592-009	MB			

Test Name	Method Blank Result		Conc	LCS Spiked Conc	LCS Recovery Conc	%	C	LCSD Spiked Conc	LCSD Recovery Conc	%	C	LCS/LCSD RPD %	C	LCS/LCSD Control Limits LCL %	UCL %	RPD %	Parent Sample Number		Parent Result Conc	MS Spiked Conc	MS Recovery Conc	%	C	MSD Spiked Conc	MSD Recovery Conc	%	C	MS/MSD RPD %	C	MS/MSD Control Limits LCL %	UCL %	RPD %
Aluminum	J	1.4	1000.0	986.3	98.6			—	—	—		—		75	125	20	877592-001		10416	1119.3	9462.7	-85.2	+	1119.3	9075.4	-119.8	+	4.2		75	125	20
Arsenic	<	0.015	20.0	21.3	106.6			—	—	—		—		75	125	20	877592-001		5.00	22.4	27.2	99.3		22.4	27.3	99.8		0.4		75	125	20
Barium	J	0.009	20.0	19.7	98.3			—	—	—		—		75	125	20	877592-001		47.4	22.4	61.1	61.3	N	22.4	63.6	72.5	N	4.0		75	125	20
Beryllium	<	0.0068	20.0	19	95.2			—	—	—		—		75	125	20	877592-001		0.301	22.4	21.8	96.1		22.4	22.4	98.8		2.7		75	125	20
Boron	<	0.16	20.0	18.7	93.7			—	—	—		—		75	125	20	877592-001	<	3.6	22.4	17.8	79.4		22.4	18.6	83.3		4.8		75	125	20
Cadmium	J	0.025	20.0	21.2	105.8			—	—	—		—		75	125	20	877592-001		0.0336	22.4	21.6	96.1		22.4	22.3	99.5		3.4		75	125	20
Chromium	<	0.016	20.0	20.2	101.2			—	—	—		—		75	125	20	877592-001		23.8	22.4	42.2	82.5		22.4	43.6	88.6		3.2		75	125	20
Cobalt	<	0.0035	20.0	19.2	96.0			—	—	—		—		75	125	20	877592-001		8.27	22.4	27.9	87.9		22.4	28.6	90.7		2.3		75	125	20
Copper	J	0.012	20.0	19.5	97.3			—	—	—		—		75	125	20	877592-001		30.4	22.4	47.9	78.2		22.4	49.7	85.9		3.6		75	125	20
Iron	J	4.3	1000.00	1009	100.9			—	—	—		—		75	125	20	877592-001		20725.3	1119.32	17799.4	-261.4	+	1119.32	15663.8	-452.2	+	12.8		75	125	20
Lead	J	0.02	20.0	20.1	100.4			—	—	—		—		75	125	20	877592-001		2.96	22.4	24.5	96.1		22.4	25.9	102.5		5.6		75	125	20
Magnesium	J	0.5	1000.0	990.4	99.0			—	—	—		—		75	125	20	877592-001		5197.0	1119.3	5343.6	13.1	+	1119.3	5354.8	14.1	+	0.2		75	125	20
Manganese	<	0.091	20.00	19.9	99.7			—	—	—		—		75	125	20	877592-001		380.6	22.39	281.8	-441.0	+	22.39	278.3	-457.0	+	1.3		75	125	20
Molybdenum	<	0.019	20.0	19.8	98.8			—	—	—		—		75	125	20	877592-001		0.538	22.4	20.6	89.7		22.4	22.5	97.9		8.6		75	125	20
Nickel	J	0.079	20.0	19.2	96.2			—	—	—		—		75	125	20	877592-001		17.7	22.4	36.5	84.2		22.4	36.5	84.1		0.1		75	125	20
Selenium	<	0.068	20.0	21.8	109.0			—	—	—		—		75	125	20	877592-001		0.213	22.4	21.5	95.2		22.4	21.9	96.7		1.6		75	125	20
Thallium	<	0.0059	20.0	19.4	96.9			—	—	—		—		75	125	20	877592-001		0.0739	22.4	21.4	95.3		22.4	22.7	101.2		6.0		75	125	20
Vanadium	<	0.0087	20.0	19.7	98.4			—	—	—		—		75	125	20	877592-001		39.4	22.4	56.2	74.7		22.4	59.6	90.1		6.0		75	125	20
Zinc	J	0.44	20.0	21.3	106.5			—	—	—		—		75	125	20	877592-001		27.4	22.4	43.9	73.7	N	22.4	43.7	72.7	N	0.5		75	125	20

Conc = mg/Kg unless otherwise noted
C = QC Code, see Qualifer Sheet
Parent Result is reported down to MDL in order to allow Validation of this worksheet
The %R and RPD results are calculated from raw data values with more significant figures than are reported on this form.

Report Date: 12/28/2006
QC Batch Number: 15610

Pace Analytical Services, Inc.

QC Summary

1241 Bellevue Street
Green Bay, WI 54302
920-469-2436
Fax: 920-469-8827

Batch: 877592
Lab Section: METALS
QC Batch Number: 15616
Prep Method: SW846 7470A
Analytical Method: SW846 7470A

QC Type	Client Sample ID	Lab Sample ID
MB	MBWMTG1985-36	MBWMTG1985-36
MB	MBDMTG1985-36	MBDMTG1985-36
MB	MBTMTG1985-36	MBTMTG1985-36
MB	MBSPMTG1985-36	MBSPMTG1985-36
LCS	LCSWMTG1985-36	LCSWMTG1985-36
LCS	LCSTMTG1985-36	LCSTMTG1985-36
LCS	LCSSPMTG1985-36	LCSSPMTG1985-36
LCS	LCSDMTG1985-36	LCSDMTG1985-36
MS	877689-001MS	877689-001MS
MS	877634-004MS	877634-004MS
MS	SB-618-8-9MS	877592-001MS
MS	877455-012MS	877455-012MS
MSD	877634-004MSD	877634-004MSD
MSD	877455-012MSD	877455-012MSD
MSD	SB-618-8-9MSD	877592-001MSD
DUP	877689-001DUP	877689-001DUP

Client Sample ID	Lab Sample ID	MB ID	Client Sample ID	Lab Sample ID	MB ID
SB-618-8-9	877592-001	MB	DUP-10-3	877592-002	MB
KSB-16-0-4	877592-003	MB	SB-619-3-9	877592-004	MB
KSB-19-2-4	877592-005	MB	DUP-10-4	877592-006	MB
MW-601-8-9	877592-007	MB	SB-625-1-3	877592-008	MB
KSB-8-0-2	877592-009	MB	SB-609-14-16	877592-010	MB

Test Name	Method Blank Result	Conc	LCS Spiked Conc	LCS Recovery Conc	%	C	LCSD Spiked Conc	LCSD Recovery Conc	%	C	LCS/LCSD RPD %	C	LCS/LCSD Control Limits LCL %	UCL %	RPD %	Parent Sample Number	Parent Result	Conc	MS Spiked Conc	MS Recovery Conc	%	C	MSD Spiked Conc	MSD Recovery Conc	%	C	MS/MSD RPD %	C	MS/MSD Control Limits LCL %	UCL %	RPD %
Mercury - TCLP	<	7.2e-005	0.0050	0.0053	105.7		—	—	—		—		85	115	20	877592-001	<	7.2e-005	0.0050	0.0052	103.2		0.0050	0.005	100.6		2.6		85	115	20

Conc = mg/L unless otherwise noted
C = QC Code, see Qualifer Sheet
Parent Result is reported down to MDL in order to allow Validation of this worksheet
The %R and RPD results are calculated from raw data values with more significant figures than are reported on this form.

Report Date: 12/28/2006
QC Batch Number: 15616

Pace Analytical Services, Inc.

QC Summary

1241 Bellevue Street
Green Bay, WI 54302
920-469-2436
Fax: 920-469-8827

Batch: 877592
Lab Section: METALS
QC Batch Number: 15797
Prep Method: 3050B sec7.5
Analytical Method: SW846 6020

QC Type	Client Sample ID	Lab Sample ID
MB	MBSMTG1757-08	MBSMTG1757-08
LCS	LCSSMTG1757-08	LCSSMTG1757-08
MS	SB-618-8-9MS	877592-001MS
MSD	SB-618-8-9MSD	877592-001MSD

Client Sample ID	Lab Sample ID	MB ID	Client Sample ID	Lab Sample ID	MB ID
SB-618-8-9	877592-001	MB	DUP-10-3	877592-002	MB
KSB-16-0-4	877592-003	MB	SB-619-3-9	877592-004	MB
KSB-19-2-4	877592-005	MB	DUP-10-4	877592-006	MB
MW-601-8-9	877592-007	MB	SB-625-1-3	877592-008	MB
KSB-8-0-2	877592-009	MB			

Test Name	Method Blank Result		Conc	LCS Spiked Conc	LCS Recovery Conc	%	C	LCSD Spiked Conc	LCSD Recovery Conc	%	C	LCS/LCSD RPD %	C	LCS/LCSD Control Limits LCL %	UCL %	RPD %	Parent Sample Number		Parent Result Conc	MS Spiked Conc	MS Recovery Conc	%	C	MSD Spiked Conc	MSD Recovery Conc	%	C	MS/MSD RPD %	C	MS/MSD Control Limits LCL %	UCL %	RPD %
Antimony	J	0.084	20.0	21.8	108.8		—	—	—			—		75	125	20	877592-001		0.241	22.4	23.3	103.0		22.4	22.8	101.0		1.9		75	125	20
Silver	J	0.022	10.0	9.7	96.5		—	—	—			—		75	125	20	877592-001		0.0246	11.2	10.2	91.1		11.2	10	89.5		1.8		75	125	20

Conc = mg/Kg unless otherwise noted
C = QC Code, see Qualifer Sheet
Parent Result is reported down to MDL in order to allow Validation of this worksheet
The %R and RPD results are calculated from raw data values with more significant figures than are reported on this form.

Report Date: 12/28/2006
QC Batch Number: 15797

Pace Analytical Services, Inc.

QC Summary

1241 Bellevue Street
Green Bay, WI 54302
920-469-2436
Fax: 920-469-8827

Batch: 877592
Lab Section: WETCHEM
QC Batch Number: 15878
Prep Method: SW846 9012A
Analytical Method: SW846 9012A

QC Type	Client Sample ID	Lab Sample ID
MB	WCG2073-010MB	WCG2073-010MB
LCS	WCG2073-010MBLCS	WCG2073-010MBLCS
MS	877851-001MS	877851-001MS
MS	877553-010MS	877553-010MS
MSD	877851-001MSD	877851-001MSD
MSD	877553-010MSD	877553-010MSD

Client Sample ID	Lab Sample ID	MB ID	Client Sample ID	Lab Sample ID	MB ID
SB-618-8-9	877592-001	MB	DUP-10-3	877592-002	MB
KSB-16-0-4	877592-003	MB	SB-619-3-9	877592-004	MB
DUP-10-4	877592-006	MB	MW-601-8-9	877592-007	MB
SB-625-1-3	877592-008	MB	KSB-8-0-2	877592-009	MB

Test Name	Method Blank Result	Conc	LCS Spiked Conc	LCS Recovery Conc	%	C	LCSD Spiked Conc	LCSD Recovery Conc	%	C	LCS/LCSD RPD %	C	LCS/LCSD Control Limits LCL %	UCL %	RPD %	Parent Sample Number	Parent Result	Conc	MS Spiked Conc	MS Recovery Conc	%	C	MSD Spiked Conc	MSD Recovery Conc	%	C	MS/MSD RPD %	C	MS/MSD Control Limits LCL %	UCL %	RPD %
Cyanide, Total	<	0.31	3.0	3.2	107.2		---	---	—		—		81	119	20	877553-010	<	0.27	2.6	2.9	110.6		2.6	2.7	100.7		9.4		70	122	20
Cyanide, Total	<	0.31	3.00	3.2	107.2		---	---	—		—		81	119	20	877851-001	<	3.5	33.6	27.5	81.8		33.6	27.3	81.1		0.9		70	122	20

Conc = mg/kg unless otherwise noted
C = QC Code, see Qualifer Sheet
Parent Result is reported down to MDL in order to allow Validation of this worksheet
The %R and RPD results are calculated from raw data values with more significant figures than are reported on this form.

Report Date: 12/28/2006
QC Batch Number: 15878

Pace Analytical Services, Inc.

QC Summary

1241 Bellevue Street
Green Bay, WI 54302
920-469-2436
Fax: 920-469-8827

Batch: 877592
Lab Section: WETCHEM
QC Batch Number: 16093
Prep Method: SW846 9012A
Analytical Method: SW846 9012A

QC Type	Client Sample ID	Lab Sample ID
MB	WCG2073-030MB	WCG2073-030MB
LCS	WCG2073-030MBLCS	WCG2073-030MBLCS
MS	878199-006MS	878199-006MS
MSD	878199-006MSD	878199-006MSD

Client Sample ID	Lab Sample ID	MB ID	Client Sample ID	Lab Sample ID	MB ID
KSB-19-2-4	877592-005	MB			

Test Name	Method Blank Result	Conc	LCS Spiked Conc	LCS Recovery Conc	%	C	LCSD Spiked Conc	LCSD Recovery Conc	%	C	LCS/LCSD RPD %	C	LCS/LCSD Control Limits LCL %	UCL %	RPD %	Parent Sample Number	Parent Result	Conc	MS Spiked Conc	MS Recovery Conc	%	C	MSD Spiked Conc	MSD Recovery Conc	%	C	MS/MSD RPD %	C	MS/MSD Control Limits LCL %	UCL %	RPD %
Cyanide, Total	<	0.31	3.0	3	98.7		—	—	—		—		81	119	20	878199-006	<	0.71	6.9	4.3	63.1	N	6.9	4.5	66.3	N	4.9		70	122	20

Conc = mg/kg unless otherwise noted
C = QC Code, see Qualifer Sheet
Parent Result is reported down to MDL in order to allow Validation of this worksheet
The %R and RPD results are calculated from raw data values with more significant figures than are reported on this form.

Report Date: 12/28/2006
QC Batch Number: 16093

Sample Condition Upon Receipt

Pace Analytical

Client Name: FOTH

Project # 877592

Courier: ☐ Fed Ex ☐ UPS ☐ USPS ☑ Client ☐ Commercial ☐ Pace Other _____

Tracking #: _____

Optional
Proj. Due Date:
Proj. Name:

Custody Seal on Cooler/Box Present: ☐ yes ☑ no Seals intact: ☐ yes ☐ no

Packing Material: ☐ Bubble Wrap ☑ Bubble Bags ☐ None ☐ Other _____

Thermometer Used N/A

Type of Ice: (Wet) Blue None ☑ Samples on ice, cooling process has begun

Cooler Temperature 2.0

Biological Tissue is Frozen: Yes No

Date and Initials of person examining contents: RB 10-23-06

Temp should be above freezing to 6°C

Comments: CO 10-23-06

Chain of Custody Present:	☑Yes	☐No	☐N/A	1.	
Chain of Custody Filled Out:	☑Yes	☐No	☐N/A	2.	
Chain of Custody Relinquished:	☑Yes	☐No	☐N/A	3.	
Sampler Name & Signature on COC:	~~☑Yes~~	~~☐No~~ CO	☐N/A	4.	
Samples Arrived within Hold Time:	CO ~~☑Yes~~	~~☑No~~	☐N/A	5.	CN has exceeded 14Day Hold 10/23/06 CO
Short Hold Time Analysis (<72hr):	☐Yes	☑No	☐N/A	6.	
Rush Turn Around Time Requested:	☐Yes	☑No	☐N/A	7.	
Sufficient Volume:	☑Yes	☐No	☐N/A	8.	
Correct Containers Used:	☑Yes	☐No	☐N/A	9.	
-Pace Containers Used:	☑Yes	☐No	☐N/A		
Containers Intact:	☑Yes	☐No	☐N/A	10.	
Filtered volume received for Dissolved tests	☐Yes	☐No	☑N/A	11.	
Sample Labels match COC:	☑Yes	☐No	☐N/A	12.	
-Includes date/time/ID/Analysis Matrix: S					
All containers needing preservation have been checked.	☐Yes	☐No	☑N/A	13.	
All containers needing preservation are found to be in compliance with EPA recommendation.	☐Yes	☐No	☑N/A		
exceptions: VOA, coliform, TOC, O&G, WI-DRO (water)	☐Yes	☐No		Initial when completed	Lot # of added preservative
Samples checked for dechlorination:	☐Yes	☐No	☑N/A	14.	
Headspace in VOA Vials (>6mm):	☐Yes	☐No	☑N/A	15.	
Trip Blank Present:	☐Yes	☐No	☑N/A	16.	
Trip Blank Custody Seals Present	☐Yes	☐No	☑N/A		
Pace Trip Blank Lot # (if purchased): _____					

Client Notification/ Resolution: Field Data Required? Y / N

Person Contacted: _____ Date/Time: _____

Comments/ Resolution: _____

Project Manager Review: AH for TN **Date:** 12/29/06

Note: Whenever there is a discrepancy affecting North Carolina compliance samples, a copy of this form will be sent to the North Carolina DEHNR Certification Office (i.e out of hold, incorrect preservative, out of temp, incorrect containers)

CHAIN-OF-CUSTODY / Analytical Request Document

The Chain-of-Custody is a LEGAL DOCUMENT. All relevant fields must be completed accurately.

Pace Analytical®

Page: of 0953065

Section A Required Client Information:

Company: Foth and Van Dyke
Address: 2737 South Ridge Rd, Green Bay, WI 54307
Email To: jkesy@foth.com
Phone: 920-497-2500 Fax: 920-497-8516
Requested Due Date/TAT:

Section B Required Project Information:

Report To: Janis Kesy
Copy To:
Purchase Order No.:
Project Name: KEMC-Eagle South
Project Number: 06W003

Section C Invoice Information:

Attention: Janis Kesy
Company Name:
Address: Same
Pace Quote Reference:
Pace Project Manager: Todd Noltemeyer
Pace Profile #:

REGULATORY AGENCY: ☐ NPDES ☐ GROUND WATER ☐ DRINKING WATER ☐ UST ☐ RCRA ☒ Other

SITE LOCATION: ☐GA ☐IL ☐IN ☒MI ☐MN ☐NC ☐OH ☐SC ☐WI ☐OTHER

Section D Required Client Information

SAMPLE ID — One Character per box. (A-Z, 0-9 / .-) Samples IDs MUST BE UNIQUE

Valid Matrix Codes: DRINKING WATER DW; WATER WT; WASTE WATER WW; PRODUCT P; SOIL/SOLID SL; OIL OL; WIPE WP; AIR AR; OTHER OT; TISSUE TS

ITEM #	SAMPLE ID	MATRIX CODE	SAMPLE TYPE G=GRAB C=COMP	COMPOSITE START DATE	COMPOSITE START TIME	COMPOSITE END/GRAB DATE	COMPOSITE END/GRAB TIME	SAMPLE TEMP AT COLLECTION	# OF CONTAINERS	Unpreserved	H_2SO_4	HNO_3	HCl	NaOH	$Na_2S_2O_3$	Methanol	Other	TCLP RCRA Metals	Total Metals	Cyanide	pH	Residual Chlorine (Y/N)	Pace Project Number / Lab I.D	Lab I.D
1	SB-618-8-9			~~10/4/06~~		10/3/06	14:00		2	2								X	X	X	X		001	1-9oz, 1-4oz Amber
2	DUP-10-3			~~10/3/06~~		10/3/06			2	2								X	X	X	X		002	↓ ↓
3	KSB-16-0-4					10/3/06	12:00		2	2								X	X	X	X		003	
4	SB-619-3-9					10/3/06	15:45		2	2								X	X	X	X		004	2-4oz Amber
5																								
6	KSB-19-2-4					10/4/06	8:30		2	2								X	X	X	X		005	2-4oz
7	DUP-10-4					10/4/06			2	2								X	X	X	X		006	↓ ↓
8	MW-601-8-9					10/4/06	10:00		2	2								X	X	X	X		007	1-9oz, 1-4oz
9	SB-625-1-3					10/5/06	14:15		2	2								X	X	X	X		008	↓ ↓
10	KSB-8-0-2					10/9/06	12:45		2	2								X	X	X	X		009	
11	SB-609-14-16					9/13/06	10:40		1									X					010	1-9oz
12																								

Additional Comments:

RELINQUISHED BY / AFFILIATION	DATE	TIME	ACCEPTED BY / AFFILIATION	DATE	TIME
[signature]	10/13/06	16:15	[signature]	10/13/06	1615

SAMPLE CONDITION

Temp in °C	Received on Ice	Custody Sealed Cooler	Samples Intact
4.01	Y/N	Y/N	Y/N
	Y/N	Y/N	Y/N
	Y/N	Y/N	Y/N

SAMPLER NAME AND SIGNATURE

PRINT Name of SAMPLER:

SIGNATURE of SAMPLER: DATE Signed (MM / DD / YY)

SEE REVERSE SIDE FOR INSTRUCTIONS

ALLQ020rev.3,31Mar05

Pace Analytical®

CHAIN-OF-CUSTODY / Analytical Request Document

The Chain-of-Custody is a LEGAL DOCUMENT. All relevant fields must be completed accurately.

Page: of 0953065

Section A Required Client Information:

Company: Fish and Jan Dike
Address: 2737 South Ridge Rd
Green Bay WI 54307
Email To: jkoy@fish.com
Phone: 920-497-2504 Fax: 920-497-3596
Requested Due Date/TAT:

Section B Required Project Information:

Report To: Jim Koy
Copy To:
Purchase Order No.:
Project Name: KEMC-Eagle Creek
Project Number: 0610 082

Section C Invoice Information:

Attention: Jim Koy
Company Name:
Address: Same
Pace Quote Reference:
Pace Project Manager: Ted Unknown
Pace Profile #:

REGULATORY AGENCY

☐ NPDES ☐ GROUND WATER ☐ DRINKING WATER
☐ UST ☐ RCRA ☐ Other_____

SITE LOCATION ☐GA ☐IL ☐IN ☒MI ☐MN ☐NC ☐OH ☐SC ☐WI ☐OTHER _____

Section D Required Client Information

Valid Matrix Codes

MATRIX	CODE
DRINKING WATER	DW
WATER	WT
WASTE WATER	WW
PRODUCT	P
SOIL/SOLID	SL
OIL	OL
WIPE	WP
AIR	AR
OTHER	OT
TISSUE	TS

ITEM #	SAMPLE ID (One Character per box. (A-Z, 0-9 / -) Samples IDs MUST BE UNIQUE)	MATRIX CODE	SAMPLE TYPE G=GRAB C=COMP	COMPOSITE START DATE	COMPOSITE START TIME	COMPOSITE END/GRAB DATE	COMPOSITE END/GRAB TIME	SAMPLE TEMP AT COLLECTION	# OF CONTAINERS	Unpreserved	H_2SO_4	HNO_3	HCl	NaOH	$Na_2S_2O_3$	Methanol	Other	Filtered (Y/N)	Requested Analysis: Total Metals	Total Mercury	Total Cyanide	Total Phenols	Residual Chlorine (Y/N)	Pace Project Number / Lab I.D
1	SB-619-8-9			10/1/06		10/2/06	19:00		2	2									X	X	X	X		
2	DUP-10-3			10/1/06		10/2/06			2	2									X	X	X	X		
3	KSB-16-0-4					10/3/06	12:00		2	2									X	X	X	X		
4	SB-619-3-9					10/3/06	15:45		2	2									X	X	X	X		
5																								
6	KSB-19-2-7					10/4/06	8:30		2	2									X	X	X	X		
7	DUP-10-4					10/4/06			2	2									X	X	X	X		
8	MW-601-8-9					10/4/06	10:00		2	2									X	X	X	X		
9	SB-625-1-3					10/5/06	14:15		2	2									X	X	X	X		
10	KSB-8-0-2					10/5/06	15:45		2	2									X	X	X	X		
11	SB-609-14-16					9/6/06	10:40		1										X					
12																								

Additional Comments:

RELINQUISHED BY / AFFILIATION	DATE	TIME	ACCEPTED BY / AFFILIATION	DATE	TIME	SAMPLE CONDITION			
[illegible]	[illegible]	[illegible]	[illegible]	10/5/06	14:15	10.9	Y/N	Y/N	Y/N
							Y/N	Y/N	Y/N
							Y/N	Y/N	Y/N
							Y/N	Y/N	Y/N
						Temp in °C	Received on Ice	Custody Sealed Cooler	Samples Intact

SAMPLER NAME AND SIGNATURE

PRINT Name of SAMPLER:

SIGNATURE of SAMPLER: DATE Signed (MM / DD / YY)

SEE REVERSE SIDE FOR INSTRUCTIONS

ALLQ020rev.3,31Mar05

Batch No. 877658

Pace Analytical®
www.pacelabs.com

Pace Analytical Services, Inc.
1241 Bellevue Street, Suite 9
Green Bay, WI 54302
Phone: 920.469.2436
Fax: 920.469.8827

November 3, 2006

Janis Kesy
Foth & Van Dyke
2737 South Ridge Road
Green Bay, WI 54304

Dear Ms. Kesy:

Enclosed is a report for the analysis of environmental samples and associated QC samples for the Humboldt Mill project (06W003). The samples were assigned to batch number 877658 for laboratory tracking purposes.

A table of the results has also been sent to you via e-mail.

If you have any questions regarding this data please call me at (608) 232-3300 ext. 302.

Sincerely,

Alle Hn for Tod N.

Tod Noltemeyer
Project Manager

Pace Analytical®

1241 Bellevue Street, Suite 9
Green Bay, WI 54302
920-469-2436, Fax: 920-469-8827

Analytical Report Number: 877658

Client: FOTH & VAN DYKE

Lab Contact: Tod Noltemeyer

Project Name: KEMC EAGLE SOUTH

Project Number: 06W003

Lab Sample Number	Field ID	Matrix	Collection Date
877658-001	KSB-18-0-4	SOIL	10/02/06 10:00
877658-002	DUP-10-2	SOIL	10/02/06
877658-003	KSB-16-0-4	SOIL	10/03/06 12:00
877658-004	DUP-10-3	SOIL	10/03/06
877658-005	SB-618-8-9	SOIL	10/03/06 14:00
877658-006	KSB-19-5-7	SOIL	10/04/06 08:30

I certify that the data contained in this Final Report has been generated and reviewed in accordance with approved methods and Laboratory Standard Operating Procedure. Exceptions, if any, are discussed in the accompanying sample comments. Release of this final report is authorized by Laboratory management, as is verified by the following signature. This report shall not be reproduced, except in full, without the written consent of Pace Analytical Services, Inc. The sample results relate only to the analytes of interest tested.

alletta for Tod N — 11/6/06

Approval Signature — Date

Pace Analytical Services, Inc.

1241 Bellevue Street
Green Bay, WI 54302
920-469-2436

Analytical Report Number: 877658

Client : FOTH & VAN DYKE
Project Name : KEMC EAGLE SOUTH
Project Number : 06W003
Field ID : KSB-18-0-4

Matrix Type : SOIL
Collection Date : 10/02/06
Report Date : 11/02/06
Lab Sample Number : 877658-001

INORGANICS

Test	Result		MDL	EQL	Dil.	Units	Code	Ani Date	Prep Method	Ani Method
Leach Date	DONE				1			10/30/06	SW846 1312	SW846 1312
Arsenic - SPLP	7.6	U	7.6	20	1	ug/L		11/01/06	SW846 3010A	SW846 6010B
Barium - SPLP	270		1.0	5.0	1	ug/L	A	11/01/06	SW846 3010A	SW846 6010B
Cadmium - SPLP	0.74	U	0.74	5.0	1	ug/L		11/01/06	SW846 3010A	SW846 6010B
Chromium - SPLP	1.3	B	1.3	5.0	1	ug/L	A	11/01/06	SW846 3010A	SW846 6010B
Lead - SPLP	3.9	B	3.4	10	1	ug/L	A	11/01/06	SW846 3010A	SW846 6010B
Mercury - SPLP	0.072	U	0.072	0.20	1	ug/L		11/01/06	SW846 7470A	SW846 7470A
Selenium - SPLP	8.3	U	8.3	20	1	ug/L		11/01/06	SW846 3010A	SW846 6010B
Silver - SPLP	2.6	U	2.6	10	1	ug/L		11/01/06	SW846 3010A	SW846 6010B

All soil results are reported on a dry weight basis unless otherwise noted.

Pace Analytical Services, Inc.

Analytical Report Number: 877658

1241 Bellevue Street
Green Bay, WI 54302
920-469-2436

Client : FOTH & VAN DYKE
Project Name : KEMC EAGLE SOUTH
Project Number : 06W003
Field ID : DUP-10-2

Matrix Type : SOIL
Collection Date : 10/02/06
Report Date : 11/02/06
Lab Sample Number : 877658-002

INORGANICS

Test	Result		MDL	EQL	Dil.	Units	Code	Anl Date	Prep Method	Anl Method
Leach Date	DONE				1			10/30/06	SW846 1312	SW846 1312
Arsenic - SPLP	7.6	U	7.6	20	1	ug/L		11/01/06	SW846 3010A	SW846 6010B
Barium - SPLP	370		1.0	5.0	1	ug/L	A	11/01/06	SW846 3010A	SW846 6010B
Cadmium - SPLP	0.74	U	0.74	5.0	1	ug/L		11/01/06	SW846 3010A	SW846 6010B
Chromium - SPLP	1.3	U	1.3	5.0	1	ug/L		11/01/06	SW846 3010A	SW846 6010B
Lead - SPLP	7.5	B	3.4	10	1	ug/L	A	11/01/06	SW846 3010A	SW846 6010B
Mercury - SPLP	0.072	U	0.072	0.20	1	ug/L		11/01/06	SW846 7470A	SW846 7470A
Selenium - SPLP	8.3	U	8.3	20	1	ug/L		11/01/06	SW846 3010A	SW846 6010B
Silver - SPLP	2.6	U	2.6	10	1	ug/L		11/01/06	SW846 3010A	SW846 6010B

All soil results are reported on a dry weight basis unless otherwise noted.

Pace Analytical Services, Inc.

1241 Bellevue Street
Green Bay, WI 54302
920-469-2436

Analytical Report Number: 877658

Client : FOTH & VAN DYKE
Project Name : KEMC EAGLE SOUTH
Project Number : 06W003
Field ID : KSB-16-0-4

Matrix Type : SOIL
Collection Date : 10/03/06
Report Date : 11/02/06
Lab Sample Number : 877658-003

INORGANICS

Test	Result		MDL	EQL	Dil.	Units	Code	Anl Date	Prep Method	Anl Method
Leach Date	DONE				1			10/30/06	SW846 1312	SW846 1312
Arsenic - SPLP	7.6	U	7.6	20	1	ug/L		11/01/06	SW846 3010A	SW846 6010B
Barium - SPLP	380		1.0	5.0	1	ug/L	A	11/01/06	SW846 3010A	SW846 6010B
Cadmium - SPLP	55		0.74	5.0	1	ug/L		11/01/06	SW846 3010A	SW846 6010B
Chromium - SPLP	1.3	U	1.3	5.0	1	ug/L		11/01/06	SW846 3010A	SW846 6010B
Lead - SPLP	69		3.4	10	1	ug/L	A	11/01/06	SW846 3010A	SW846 6010B
Mercury - SPLP	0.072	U	0.072	0.20	1	ug/L		11/01/06	SW846 7470A	SW846 7470A
Selenium - SPLP	8.3	U	8.3	20	1	ug/L		11/01/06	SW846 3010A	SW846 6010B
Silver - SPLP	2.6	U	2.6	10	1	ug/L		11/01/06	SW846 3010A	SW846 6010B

All soil results are reported on a dry weight basis unless otherwise noted.

Pace Analytical Services, Inc.

1241 Bellevue Street
Green Bay, WI 54302
920-469-2436

Analytical Report Number: 877658

Client : FOTH & VAN DYKE
Project Name : KEMC EAGLE SOUTH
Project Number : 06W003
Field ID : DUP-10-3

Matrix Type : SOIL
Collection Date : 10/03/06
Report Date : 11/02/06
Lab Sample Number : 877658-004

INORGANICS

Test	Result		MDL	EQL	Dil.	Units	Code	Anl Date	Prep Method	Anl Method
Leach Date	DONE				1			10/30/06	SW846 1312	SW846 1312
Arsenic - SPLP	7.6	U	7.6	20	1	ug/L		11/01/06	SW846 3010A	SW846 6010B
Barium - SPLP	390		1.0	5.0	1	ug/L	A	11/01/06	SW846 3010A	SW846 6010B
Cadmium - SPLP	1.7	B	0.74	5.0	1	ug/L		11/01/06	SW846 3010A	SW846 6010B
Chromium - SPLP	1.3	U	1.3	5.0	1	ug/L		11/01/06	SW846 3010A	SW846 6010B
Lead - SPLP	5500		3.4	10	1	ug/L		11/01/06	SW846 3010A	SW846 6010B
Mercury - SPLP	0.072	U	0.072	0.20	1	ug/L		11/01/06	SW846 7470A	SW846 7470A
Selenium - SPLP	8.3	U	8.3	20	1	ug/L		11/01/06	SW846 3010A	SW846 6010B
Silver - SPLP	2.6	U	2.6	10	1	ug/L		11/01/06	SW846 3010A	SW846 6010B

All soil results are reported on a dry weight basis unless otherwise noted.

Pace Analytical Services, Inc.

Analytical Report Number: 877658

1241 Bellevue Street
Green Bay, WI 54302
920-469-2436

Client : FOTH & VAN DYKE
Project Name : KEMC EAGLE SOUTH
Project Number : 06W003
Field ID : SB-618-8-9

Matrix Type : SOIL
Collection Date : 10/03/06
Report Date : 11/02/06
Lab Sample Number : 877658-005

INORGANICS

Test	Result		MDL	EQL	Dil.	Units	Code	Anl Date	Prep Method	Anl Method
Leach Date	DONE				1			10/30/06	SW846 1312	SW846 1312
Arsenic - SPLP	7.6	U	7.6	20	1	ug/L		11/01/06	SW846 3010A	SW846 6010B
Barium - SPLP	770		1.0	5.0	1	ug/L	A	11/01/06	SW846 3010A	SW846 6010B
Cadmium - SPLP	0.74	U	0.74	5.0	1	ug/L		11/01/06	SW846 3010A	SW846 6010B
Chromium - SPLP	1.3	U	1.3	5.0	1	ug/L		11/01/06	SW846 3010A	SW846 6010B
Lead - SPLP	260		3.4	10	1	ug/L	A	11/01/06	SW846 3010A	SW846 6010B
Mercury - SPLP	0.072	U	0.072	0.20	1	ug/L		11/01/06	SW846 7470A	SW846 7470A
Selenium - SPLP	8.3	U	8.3	20	1	ug/L		11/01/06	SW846 3010A	SW846 6010B
Silver - SPLP	2.6	U	2.6	10	1	ug/L		11/01/06	SW846 3010A	SW846 6010B

All soil results are reported on a dry weight basis unless otherwise noted.

Pace Analytical Services, Inc.

Analytical Report Number: 877658

1241 Bellevue Street
Green Bay, WI 54302
920-469-2436

Client : FOTH & VAN DYKE
Project Name : KEMC EAGLE SOUTH
Project Number : 06W003
Field ID : KSB-19-5-7

Matrix Type : SOIL
Collection Date : 10/04/06
Report Date : 11/02/06
Lab Sample Number : 877658-006

INORGANICS

Test	Result		MDL	EQL	Dil.	Units	Code	Anl Date	Prep Method	Anl Method
Leach Date	DONE				1			10/30/06	SW846 1312	SW846 1312
Arsenic - SPLP	7.6	U	7.6	20	1	ug/L		11/01/06	SW846 3010A	SW846 6010B
Barium - SPLP	700		1.0	5.0	1	ug/L	A	11/01/06	SW846 3010A	SW846 6010B
Cadmium - SPLP	0.74	U	0.74	5.0	1	ug/L		11/01/06	SW846 3010A	SW846 6010B
Chromium - SPLP	1.3	U	1.3	5.0	1	ug/L		11/01/06	SW846 3010A	SW846 6010B
Lead - SPLP	21		3.4	10	1	ug/L	A	11/01/06	SW846 3010A	SW846 6010B
Mercury - SPLP	0.072	U	0.072	0.20	1	ug/L		11/01/06	SW846 7470A	SW846 7470A
Selenium - SPLP	8.3	U	8.3	20	1	ug/L		11/01/06	SW846 3010A	SW846 6010B
Silver - SPLP	2.6	U	2.6	10	1	ug/L		11/01/06	SW846 3010A	SW846 6010B

All soil results are reported on a dry weight basis unless otherwise noted.

Pace Analytical Services, Inc.

1241 Bellevue Street
Green Bay, WI 54302
920-469-2436
Fax: 920-469-8827

Lab Number	TestGroupID	Field ID	Comment
877658-	M-BA-SP	All Samples	A - This parameter was detected at 440 ug/L in the SPLP Extraction Blank. This concentration can be attributed to background from the filter paper used in the SPLP filtering process. Sample results around this level may be due to procedure background.
877658-	M-CR-SP	All Samples	A - Analyte is detected in the SPLP extraction blank at a concentration of 1.6 ug/L.
877658-	M-PB-SP	All Samples	A - Analyte is detected in the SPLP extraction blank at a concentration of 18 ug/L.

Qualifier Codes

Flag	Applies To	Explanation
A	Inorganic	Analyte is detected in the method blank. Method blank criteria is evaluated to the laboratory method detection limit. Additionally, method blank acceptance may be based on project specific criteria or determined from analyte concentrations in the sample and are evaluated on a sample by sample basis.
B	Inorganic	The analyte has been detected between the method detection limit and the reporting limit.
B	Organic	Analyte is present in the method blank. Method blank criteria is evaluated to the laboratory method detection limit. Additionally, method blank acceptance may be based on project specific criteria or determined from analyte concentrations in the sample and are evaluated on a sample by sample basis.
C	All	Elevated detection limit.
D	All	Analyte value from diluted analysis or surrogate result not applicable due to sample dilution.
E	Inorganic	Estimated concentration due to matrix interferences. During the metals analysis the serial dilution failed to meet the established control limits of 0-10%. The sample concentration is greater than 50 times the IDL for analysis done on the ICP or 100 times the IDL for analysis done on the ICP-MS. The result was flagged with the E qualifier to indicate that a physical interference was observed.
E	Organic	Analyte concentration exceeds calibration range.
F	Inorganic	Due to potential interferences for this analysis by Inductively Coupled Plasma techniques (SW-846 Method 6010), this analyte has been confirmed by and reported from an alternate method.
F	Organic	Surrogate results outside control criteria.
G	All	The result is estimated because the concentration is less than the lowest calibration standard concentration utilized in the initial calibration. The method detection limit is less than the reporting limit specified for this project.
H	All	Preservation, extraction or analysis performed past holding time.
HF	Inorganic	This test is considered a field parameter, and the recommended holding time is 15 minutes from collection. The analysis was performed in the laboratory beyond the recommended holding time.
J	All	Concentration detected equal to or greater than the method detection limit but less than the reporting limit.
K	Inorganic	Sample received unpreserved. Sample was either preserved at the time of receipt or at the time of sample preparation.
K	Organic	Detection limit may be elevated due to the presence of an unrequested analyte.
L	All	Elevated detection limit due to low sample volume.
M	Organic	Sample pH was greater than 2
N	All	Spiked sample recovery not within control limits.
O	Organic	Sample received overweight.
P	Organic	The relative percent difference between the two columns for detected concentrations was greater than 40%.
Q	All	The analyte has been detected between the limit of detection (LOD) and limit of quantitation (LOQ). The results are qualified due to the uncertainty of analyte concentrations within this range.
S	Organic	The relative percent difference between quantitation and confirmation columns exceeds internal quality control criteria. Because the result is unconfirmed, it has been reported as a non-detect with an elevated detection limit.
U	All	The analyte was not detected at or above the reporting limit.
V	All	Sample received with headspace.
W	All	A second aliquot of sample was analyzed from a container with headspace.
X	All	See Sample Narrative.
Z	Organics	This compound was separated in the check standard but it did not meet the resolution criteria as set forth in SW846.
&	All	Laboratory Control Spike recovery not within control limits.
*	All	Precision not within control limits.
+	Inorganic	The sample result is greater than four times the spike level: therefore, the percent recovery is not evaluated.
<	All	The analyte was not detected at or above the reporting limit.
1	Inorganic	Dissolved analyte or filtered analyte greater than total analyte; analyses passed QC based on precision criteria.
2	Inorganic	Dissolved analyte or filtered analyte greater than total analyte; analyses failed QC based on precision criteria.
3	Inorganic	BOD result is estimated due to the BOD blank exceeding the allowable oxygen depletion.
4	Inorganic	BOD duplicate precision not within control limits. Due to the 48 hour holding time for this test, it is not practical to reanalyze and try to correct the deficiency.
5	Inorganic	BOD result is estimated due to insufficient oxygen depletion. Due to the 48 hour holding time for this test, it is not practical to reanalyze and try to correct the deficiency.
6	Inorganic	BOD laboratory control sample not within control limits. Due to the 48 hour holding time for this test, it is not practical to reanalyze and try to correct the deficiency.
7	Inorganic	BOD result is estimated due to complete oxygen depletion. Due to the 48 hour holding time for this test, it is not practical to reanalyze and try to correct the deficiency.

Pace Analytical Services, Inc.

Analysis Summary by Laboratory

1241 Bellevue Street
Green Bay, WI 54302

Test Group Name	877658-001	877658-002	877658-003	877658-004	877658-005	877658-006
ARSENIC - SPLP	B	B	B	B	B	B
BARIUM - SPLP	B	B	B	B	B	B
CADMIUM - SPLP	B	B	B	B	B	B
CHROMIUM - SPLP	B	B	B	B	B	B
LEAD - SPLP	B	B	B	B	B	B
MERCURY - SPLP	B	B	B	B	B	B
SELENIUM - SPLP	B	B	B	B	B	B
SILVER - SPLP	B	B	B	B	B	B

Code	Facility	Address	MI Certification
B	Green Bay Lab (Bellevue St)	1241 Bellevue Street, Suite 9 Green Bay, WI 54302	Not Certified

Pace Analytical Services, Inc.

1241 Bellevue Street
Green Bay, WI 54302
920-469-2436
Fax: 920-469-8827

QC Summary

Batch: 877658
Lab Section: METALS
QC Batch Number: 15710
Prep Method: SW846 7470A
Analytical Method: SW846 7470A

QC Type	Client Sample ID	Lab Sample ID
MB	MBTMTG1985-38	MBTMTG1985-38
MB	MBSPMTG1985-38	MBSPMTG1985-38
LCS	LCSTMTG1985-38	LCSTMTG1985-38
LCS	LCSSPMTG1985-38	LCSSPMTG1985-38
MS	877851-001MS	877851-001MS
MS	877746-001MS	877746-001MS
MS	KSB-18-0-4MS	877658-001MS
MS	877625-001MS	877625-001MS
MSD	KSB-18-0-4MSD	877658-001MSD
MSD	877625-001MSD	877625-001MSD

Client Sample ID	Lab Sample ID	MB ID
KSB-18-0-4	877658-001	MB
KSB-16-0-4	877658-003	MB
SB-618-8-9	877658-005	MB

Client Sample ID	Lab Sample ID	MB ID
DUP-10-2	877658-002	MB
DUP-10-3	877658-004	MB
KSB-19-5-7	877658-006	MB

Test Name	Method Blank Result Conc	LCS Spiked Conc	LCS Recovery Conc	LCS Recovery %	C	LCSD Spiked Conc	LCSD Recovery Conc	LCSD Recovery %	C	LCS/LCSD RPD %	C	LCS/LCSD Control Limits LCL %	UCL %	RPD %	Parent Sample Number	Parent Result Conc	MS Spiked Conc	MS Recovery Conc	MS Recovery %	C	MSD Spiked Conc	MSD Recovery Conc	MSD Recovery %	C	MS/MSD RPD %	C	MS/MSD Control Limits LCL %	UCL %	RPD %
Mercury - SPLP	< 0.072	5.0	5.4	108.8		—	—	—		—		85	115	20	877658-001	< 0.072	5.0	5.4	108.3		5.0	5.4	108.0		0.3		85	115	20

Conc = ug/L unless otherwise noted
C = QC Code, see Qualifer Sheet
Parent Result is reported down to MDL in order to allow Validation of this worksheet
The %R and RPD results are calculated from raw data values with more significant figures than are reported on this form.

Report Date: 11/2/2006
QC Batch Number: 15710

Pace Analytical Services, Inc.

QC Summary

1241 Bellevue Street
Green Bay, WI 54302
920-469-2436
Fax: 920-469-8827

Batch: 877658
Lab Section: METALS
QC Batch Number: 15737
Prep Method: SW846 3010A
Analytical Method: SW846 6010B

QC Type	Client Sample ID	Lab Sample ID
MB	MBSPMTG1984-80	MBSPMTG1984-80
LCS	LCSSPMTG1984-80	LCSSPMTG1984-80
MS	KSB-18-0-4MS	877658-001MS
MSD	KSB-18-0-4MSD	877658-001MSD

Client Sample ID	Lab Sample ID	MB ID
KSB-18-0-4	877658-001	MB
KSB-16-0-4	877658-003	MB
SB-618-8-9	877658-005	MB
DUP-10-2	877658-002	MB
DUP-10-3	877658-004	MB
KSB-19-5-7	877658-006	MB

Test Name	Method Blank Result	Conc	LCS Spiked Conc	LCS Recovery Conc	%	C	LCSD Spiked Conc	LCSD Recovery Conc	%	C	LCS/LCSD RPD %	C	LCS/LCSD Control Limits LCL %	UCL %	RPD %	Parent Sample Number	Parent Result	Conc	MS Spiked Conc	MS Recovery Conc	%	C	MSD Spiked Conc	MSD Recovery Conc	%	C	MS/MSD RPD %	C	MS/MSD Control Limits LCL %	UCL %	RPD %
Arsenic - SPLP	<	7.6	500.0	512.6	102.5		---	---	---		---		80	120	20	877658-001	<	7.6	500.0	504.3	100.9		500.0	513.1	102.6		1.7		75	125	20
Barium - SPLP	<	1	500.0	514.3	102.9		---	---	---		---		80	120	20	877658-001		270.8	500.0	777.6	101.3		500.0	787.4	103.3		1.3		75	125	20
Cadmium - SPLP	<	0.74	500.0	522.3	104.5		---	---	---		---		80	120	20	877658-001	<	0.74	500.0	510.3	102.1		500.0	511.2	102.2		0.2		75	125	20
Chromium - SPLP	<	1.3	500.0	505.4	101.1		---	---	---		---		80	120	20	877658-001		1.330	500.0	499.8	99.7		500.0	505.2	100.8		1.1		75	125	20
Lead - SPLP	<	3.4	500.0	521.8	104.4		---	---	---		---		80	120	20	877658-001		3.941	500.0	512	101.6		500.0	512.5	101.7		0.1		75	125	20
Selenium - SPLP	<	8.3	500.0	506	101.2		---	---	---		---		80	120	20	877658-001	<	8.3	500.0	492.6	98.5		500.0	498.8	99.8		1.3		75	125	20
Silver - SPLP	<	2.6	250.0	255.3	102.1		---	---	---		---		80	120	20	877658-001	<	2.6	250.0	246.8	98.7		250.0	246.9	98.7		0.0		75	125	20

Conc = ug/L unless otherwise noted
C = QC Code, see Qualifer Sheet
Parent Result is reported down to MDL in order to allow Validation of this worksheet
The %R and RPD results are calculated from raw data values with more significant figures than are reported on this form.

Report Date: 11/2/2006
QC Batch Number: 15737

Sample Condition Upon Receipt

Pace Analytical

Client Name: Foth & Van Dyke Project # 837658

Courier: ☐ Fed Ex ☐ UPS ☐ USPS ☒ Client ☐ Commercial ☐ Pace Other _____

Tracking #: _____

Optional
Proj. Due Date:
Proj. Name:

Custody Seal on Cooler/Box Present: ☐ yes ☒ no Seals intact: ☐ yes ☐ no

Packing Material: ☐ Bubble Wrap ☒ Bubble Bags ☐ None ☐ Other _____

Thermometer Used JB Type of Ice: Wet Blue None ☐ Samples on ice, cooling process has begun

Cooler Temperature 4 Biological Tissue is Frozen: Yes No

Date and Initials of person examining contents: 1 m 10-24-06

Temp should be above freezing to 6°C

Comments:

Chain of Custody Present:	☒Yes	☐No	☐N/A	1.
Chain of Custody Filled Out:	☒Yes	☐No	☐N/A	2.
Chain of Custody Relinquished:	☒Yes	☐No	☐N/A	3.
Sampler Name & Signature on COC:	☐Yes	☒No	☐N/A	4.
Samples Arrived within Hold Time:	☒Yes	☐No	☐N/A	5.
Short Hold Time Analysis (<72hr):	☐Yes	☒No	☐N/A	6.
Rush Turn Around Time Requested:	☐Yes	☒No	☐N/A	7.
Sufficient Volume:	☒Yes	☐No	☐N/A	8.
Correct Containers Used:	☒Yes	☐No	☐N/A	9.
-Pace Containers Used:	☒Yes	☐No	☐N/A	
Containers Intact:	☒Yes	☐No	☐N/A	10.
Filtered volume received for Dissolved tests	☐Yes	☐No	☒N/A	11.
Sample Labels match COC:	☒Yes	☐No	☐N/A	12.
-Includes date/time/ID/Analysis Matrix: S				
All containers needing preservation have been checked.	☐Yes	☐No	☒N/A	13.
All containers needing preservation are found to be in compliance with EPA recommendation.	☐Yes	☐No	☒N/A	
exceptions: VOA, coliform, TOC, O&G, WI-DRO (water)	☐Yes	☐No		Initial when completed / Lot # of added preservative
Samples checked for dechlorination:	☐Yes	☐No	☒N/A	14.
Headspace in VOA Vials (>6mm):	☐Yes	☐No	☒N/A	15.
Trip Blank Present:	☐Yes	☐No	☒N/A	16.
Trip Blank Custody Seals Present	☐Yes	☐No	☒N/A	
Pace Trip Blank Lot # (if purchased): _____				

Client Notification/ Resolution: Field Data Required? Y / N

Person Contacted: _____ Date/Time: _____

Comments/ Resolution: _____

Project Manager Review: AH for TN **Date:** 11/6/06

Note: Whenever there is a discrepancy affecting North Carolina compliance samples, a copy of this form will be sent to the North Carolina DEHNR Certification Office (i.e out of hold, incorrect preservative, out of temp, incorrect containers)

Pace Analytical®

CHAIN-OF-CUSTODY / Analytical Request Document

The Chain-of-Custody is a LEGAL DOCUMENT. All relevant fields must be completed accurately.

Page: of 0953066

Section A Required Client Information:

Company: Foth and Van Dyke
Address: 2737 S. Ridge Rd, Green Bay, WI 54307
Email To: jkesy@foth.com
Phone: 920-497-2500 Fax: 920-497-8516
Requested Due Date/TAT:

Section B Required Project Information:

Report To: Janis Kesy
Copy To:
Purchase Order No.:
Project Name: KEMC Eagle South
Project Number: 06W003

Section C Invoice Information:

Attention: Janis Kesy
Company Name:
Address: Same
Pace Quote Reference:
Pace Project Manager: Tod Nolteneyer
Pace Profile #:

REGULATORY AGENCY: ☐ NPDES ☐ GROUND WATER ☐ DRINKING WATER ☐ UST ☐ RCRA ☑ Other

SITE LOCATION: ☐GA ☐IL ☐IN ☑MI ☐MN ☐NC ☐OH ☐SC ☐WI ☐OTHER

Section D Required Client Information

Valid Matrix Codes: MATRIX / CODE — DRINKING WATER DW, WATER WT, WASTE WATER WW, PRODUCT P, SOIL/SOLID SL, OIL OL, WIPE WP, AIR AR, OTHER OT, TISSUE TS

ITEM #	SAMPLE ID (One Character per box. (A-Z, 0-9 / .-) Samples IDs MUST BE UNIQUE)	MATRIX CODE	SAMPLE TYPE G=GRAB C=COMP	COLLECTED COMPOSITE START DATE	COMPOSITE START TIME	COMPOSITE END/GRAB DATE	COMPOSITE END/GRAB TIME	SAMPLE TEMP AT COLLECTION	# OF CONTAINERS	Unpreserved	H_2SO_4	HNO_3	HCl	NaOH	$Na_2S_2O_3$	Methanol	Other	Filtered (Y/N)	Requested Analysis: SPLP RCRA Metals	Residual Chlorine (Y/N)	Pace Project Number / Lab I.D
1	KSB-18-0-4 001	SL				10/2/06	10:00		1	1								X			577658 1-6oz
2	DUP-10-2 002	W				10/2/06			1	1								X			↓
3	KSB-16-0-4 003	"				10/3/06	12:00		1	1								X			
4	DUP-10-3 004	"				10/3/06			1	1								X			1-4oz
5	~~SB-6 18-8 9~~																				
6	SB-6 18-8-9 005	"				10/3/06	14:00		1	1								X			↓
7	KSB-19-5-7 006	"				10/4/06	8:30											X			
8																					
9																					
10																					
11																					
12																					

Additional Comments:

RELINQUISHED BY / AFFILIATION	DATE	TIME	ACCEPTED BY / AFFILIATION	DATE	TIME
[illegible]	10/24/06	16:45	[illegible]	10/24/06	16:45

SAMPLE CONDITION

Temp in °C	Received on Ice	Custody Sealed Cooler	Samples Intact
11.1	Y/N	Y/N	Y/N
4°C	Y/N	Y/N	Y/N
	Y/N	Y/N	Y/N
	Y/N	Y/N	Y/N

SAMPLER NAME AND SIGNATURE

PRINT Name of SAMPLER:

SIGNATURE of SAMPLER: DATE Signed (MM / DD / YY)

SEE REVERSE SIDE FOR INSTRUCTIONS

ALLQ020rev.3,31Mar05

Pace Analytical®

CHAIN-OF-CUSTODY / Analytical Request Document

The Chain-of-Custody is a LEGAL DOCUMENT. All relevant fields must be completed accurately.

Page: of

0953066

Section A Required Client Information:

Company: Fish & Van Dyke
Address: 2737 S. K Ave KS
Email To: jkeys@fvd.com
Phone: 920-497-3576 Fax: 920-497-8710
Requested Due Date/TAT:

Section B Required Project Information:

Report To: Jim Keys
Copy To:
Purchase Order No.:
Project Name: KEMC Cable Fish
Project Number: 26WO03

Section C Invoice Information:

Attention: Jim Keys
Company Name:
Address: same
Pace Quote Reference:
Pace Project Manager: [illegible]
Pace Profile #:

REGULATORY AGENCY

☐ NPDES ☐ GROUND WATER ☐ DRINKING WATER
☐ UST ☐ RCRA ☒ Other

SITE LOCATION

☐ GA ☐ IL ☐ IN ☒ MI ☐ MN ☐ NC
☐ OH ☐ SC ☐ WI ☐ OTHER

Section D Required Client Information

SAMPLE ID

One Character per box. (A-Z, 0-9 / -)
Samples IDs MUST BE UNIQUE

Valid Matrix Codes

MATRIX	CODE
DRINKING WATER	DW
WATER	WT
WASTE WATER	WW
PRODUCT	P
SOIL/SOLID	SL
OIL	OL
WIPE	WP
AIR	AR
OTHER	OT
TISSUE	TS

ITEM #	SAMPLE ID	MATRIX CODE	SAMPLE TYPE G=GRAB C=COMP	COMPOSITE START DATE	COMPOSITE START TIME	COMPOSITE END/GRAB DATE	COMPOSITE END/GRAB TIME	SAMPLE TEMP AT COLLECTION	# OF CONTAINERS	Unpreserved	H_2SO_4	HNO_3	HCl	NaOH	$Na_2S_2O_3$	Methanol	Other	Filtered (Y/N)	Requested Analysis:	Residual Chlorine (Y/N)	Pace Project Number / Lab I.D
1	KSB-18-1-9	SL				10/6/06	[illegible]		1	1								Y			
2	DUP-1-2	"				10/6/06			1	1								Y			
3	KSB-16-1-9	"				10/6/06	12:00		1	1								Y			
4	DUP-1-2	"				10/6/06			1									Y			
5	~~KSB-6-18-9~~																				
6	KSB-6-18-8-9	"				10/6/06	11:00		1	1								Y			
7	KSB-19-5-7	"				10/4/06	3:30											Y			
8																					
9																					
10																					
11																					
12																					

Additional Comments:

RELINQUISHED BY / AFFILIATION	DATE	TIME	ACCEPTED BY / AFFILIATION	DATE	TIME
[illegible]	10/6/06	[illegible]	[illegible]	10/6/06	[illegible]

SAMPLE CONDITION

Temp in °C	Received on Ice	Custody Sealed Cooler	Samples Intact
	Y/N	Y/N	Y/N
	Y/N	Y/N	Y/N
	Y/N	Y/N	Y/N
	Y/N	Y/N	Y/N

SAMPLER NAME AND SIGNATURE

PRINT Name of SAMPLER:

SIGNATURE of SAMPLER: DATE Signed (MM / DD / YY)

SEE REVERSE SIDE FOR INSTRUCTIONS

ALLQ020rev.3,31Mar05

Batch No. 872691
(These samples are labeled HA-1BP,
HA-2BP and HA-3BP on Figure 4-1
and in summary table in Appendix D-1)

Pace Analytical®
www.pacelabs.com

Pace Analytical Services, Inc.
1241 Bellevue Street, Suite 9
Green Bay, WI 54302
Phone: 920.469.2436
Fax: 920.469.8827

June 6, 2006

Janis Kesy
Foth & Van Dyke
2737 South Ridge Road
Green Bay, WI 54304

Dear Ms. Kesy:

Enclosed is a report for the analysis of environmental samples and associated QC samples for the KEMC project (06W003). The samples were assigned to batch number 872691 for laboratory tracking purposes.

A table of the results has also been sent to you via e-mail.

If you have any questions regarding this data please call me at (608) 232-3300 ext. 302.

Sincerely,

Tod Noltemeyer
Project Manager

MASTER FILE COPY
Scope 06W003 Classification 10,500
Copy To JSK, CED1, SVD1

Pace Analytical®
1241 Bellevue Street, Suite 9
Green Bay, WI 54302
920-469-2436, Fax: 920-469-8827

Analytical Report Number: 872691

Client: FOTH & VAN DYKE
Lab Contact: Tod Noltemeyer
Project Name: KEMC - HUMBOLDT MILL
Project Number: 06W003

Lab Sample Number	Field ID	Matrix	Collection Date
872691-001	HA-1	SOIL	06/06/06 14:10
872691-002	HA-2	SOIL	06/06/06 14:40
872691-003	HA-3	SOIL	06/06/06 15:00

I certify that the data contained in this Final Report has been generated and reviewed in accordance with approved methods and Laboratory Standard Operating Procedure. Exceptions, if any, are discussed in the accompanying sample comments. Release of this final report is authorized by Laboratory management, as is verified by the following signature. This report shall not be reproduced, except in full, without the written consent of Pace Analytical Services, Inc. The sample results relate only to the analytes of interest tested.

Approval Signature

6/15/06
Date

Pace Analytical Services, Inc.

Analytical Report Number: 872691

1241 Bellevue Street
Green Bay, WI 54302
920-469-2436

Client : FOTH & VAN DYKE
Project Name : KEMC - HUMBOLDT MILL
Project Number : 06W003
Field ID : HA-1

Matrix Type : SOIL
Collection Date : 06/06/06
Report Date : 06/15/06
Lab Sample Number : 872691-001

INORGANICS

Test		Result	EQL	Dilution	Units	Code	Anl Date	Prep Method	Anl Method
Leach Date		DONE		1			06/08/06	SW846 1312	
Leach Date - Conventionals		DONE		1			06/07/06	SW846 1311	
Arsenic		320	23	10	mg/Kg		06/08/06	SW846 3050B	SW846 6010B
Arsenic - SPLP		200	20	1	ug/L		06/13/06	SW846 3010A	SW846 6010B
Arsenic - TCLP	<	1.0	1.0	1	mg/L		06/09/06	SW846 3010A	SW846 6010B
Barium		6.1	0.58	1	mg/Kg		06/08/06	SW846 3050B	SW846 6010B
Barium - SPLP		290	5.0	1	ug/L	A	06/13/06	SW846 3010A	SW846 6010B
Barium - TCLP	<	1.0	1.0	1	mg/L		06/09/06	SW846 3010A	SW846 6010B
Cadmium	<	5.8	5.8	10	mg/Kg		06/08/06	SW846 3050B	SW846 6010B
Cadmium - SPLP		15	5.0	1	ug/L		06/13/06	SW846 3010A	SW846 6010B
Cadmium - TCLP	<	0.25	0.25	1	mg/L		06/09/06	SW846 3010A	SW846 6010B
Chromium		250	0.58	1	mg/Kg		06/08/06	SW846 3050B	SW846 6010B
Chromium - SPLP		1700	5.0	1	ug/L		06/13/06	SW846 3010A	SW846 6010B
Chromium - TCLP	<	0.25	0.25	1	mg/L		06/09/06	SW846 3010A	SW846 6010B
Copper		310	1.2	1	mg/Kg		06/08/06	SW846 3050B	SW846 6010B
Copper - SPLP		11000	10	1	ug/L		06/13/06	SW846 3010A	SW846 6010B
Copper - TCLP		1.3	0.25	1	mg/L		06/09/06	SW846 3010A	SW846 6010B
Lead		350	12	10	mg/Kg		06/08/06	SW846 3050B	SW846 6010B
Lead - SPLP		37	10	1	ug/L		06/13/06	SW846 3010A	SW846 6010B
Lead - TCLP	<	1.0	1.0	1	mg/L		06/09/06	SW846 3010A	SW846 6010B
Mercury		0.061	0.012	1	mg/Kg		06/12/06	SW846 7471A	SW846 7471A
Mercury - SPLP	<	0.20	0.20	1	ug/L		06/13/06	SW846 7470A	SW846 7470A
Mercury - TCLP	<	0.080	0.080	1	mg/L		06/09/06	SW846 7470A	SW846 7470A
Nickel		300	1.2	1	mg/Kg		06/08/06	SW846 3050B	SW846 6010B
Nickel - SPLP		2600	10	1	ug/L		06/13/06	SW846 3010A	SW846 6010B
Nickel - TCLP		1.7	0.25	1	mg/L		06/09/06	SW846 3010A	SW846 6010B
Selenium	<	23	23	10	mg/Kg		06/08/06	SW846 3050B	SW846 6010B
Selenium - SPLP	<	20	20	1	ug/L		06/13/06	SW846 3010A	SW846 6010B
Selenium - TCLP	<	1.0	1.0	1	mg/L		06/09/06	SW846 3010A	SW846 6010B
Silver		18	1.2	1	mg/Kg		06/08/06	SW846 3050B	SW846 6010B
Silver - SPLP	<	10	10	1	ug/L		06/13/06	SW846 3010A	SW846 6010B
Silver - TCLP	<	0.25	0.25	1	mg/L		06/09/06	SW846 3010A	SW846 6010B
Percent Solids		86.0	—	1	%		06/08/06	SM M2540G	SM M2540G

All soil results are reported on a dry weight basis unless otherwise noted.

Pace Analytical Services, Inc.

1241 Bellevue Street
Green Bay, WI 54302
920-469-2436

Analytical Report Number: 872691

Client : FOTH & VAN DYKE
Project Name : KEMC - HUMBOLDT MILL
Project Number : 06W003
Field ID : HA-2

Matrix Type : SOIL
Collection Date : 06/06/06
Report Date : 06/15/06
Lab Sample Number : 872691-002

INORGANICS

Test		Result	EQL	Dilution	Units	Code	Anl Date	Prep Method	Anl Method
Leach Date		DONE		1			06/08/06	SW846 1312	
Leach Date - Conventionals		DONE		1			06/07/06	SW846 1311	
Arsenic		60	2.1	1	mg/Kg		06/08/06	SW846 3050B	SW846 6010B
Arsenic - SPLP	<	20	20	1	ug/L		06/13/06	SW846 3010A	SW846 6010B
Arsenic - TCLP	<	1.0	1.0	1	mg/L		06/09/06	SW846 3010A	SW846 6010B
Barium		24	0.54	1	mg/Kg		06/08/06	SW846 3050B	SW846 6010B
Barium - SPLP		300	5.0	1	ug/L	A	06/13/06	SW846 3010A	SW846 6010B
Barium - TCLP	<	1.0	1.0	1	mg/L		06/09/06	SW846 3010A	SW846 6010B
Cadmium	<	0.54	0.54	1	mg/Kg		06/08/06	SW846 3050B	SW846 6010B
Cadmium - SPLP	<	5.0	5.0	1	ug/L		06/13/06	SW846 3010A	SW846 6010B
Cadmium - TCLP	<	0.25	0.25	1	mg/L		06/09/06	SW846 3010A	SW846 6010B
Chromium		64	0.54	1	mg/Kg		06/08/06	SW846 3050B	SW846 6010B
Chromium - SPLP		32	5.0	1	ug/L	A	06/13/06	SW846 3010A	SW846 6010B
Chromium - TCLP	<	0.25	0.25	1	mg/L		06/09/06	SW846 3010A	SW846 6010B
Copper		63	1.1	1	mg/Kg		06/08/06	SW846 3050B	SW846 6010B
Copper - SPLP		240	10	1	ug/L		06/13/06	SW846 3010A	SW846 6010B
Copper - TCLP	<	0.25	0.25	1	mg/L		06/09/06	SW846 3010A	SW846 6010B
Lead		64	1.1	1	mg/Kg		06/08/06	SW846 3050B	SW846 6010B
Lead - SPLP	<	10	10	1	ug/L		06/13/06	SW846 3010A	SW846 6010B
Lead - TCLP	<	1.0	1.0	1	mg/L		06/09/06	SW846 3010A	SW846 6010B
Mercury		0.022	0.011	1	mg/Kg		06/12/06	SW846 7471A	SW846 7471A
Mercury - SPLP	<	0.20	0.20	1	ug/L		06/13/06	SW846 7470A	SW846 7470A
Mercury - TCLP	<	0.080	0.080	1	mg/L		06/09/06	SW846 7470A	SW846 7470A
Nickel		34	1.1	1	mg/Kg		06/08/06	SW846 3050B	SW846 6010B
Nickel - SPLP		58	10	1	ug/L	A	06/13/06	SW846 3010A	SW846 6010B
Nickel - TCLP	<	0.25	0.25	1	mg/L		06/09/06	SW846 3010A	SW846 6010B
Selenium	<	2.1	2.1	1	mg/Kg		06/08/06	SW846 3050B	SW846 6010B
Selenium - SPLP	<	20	20	1	ug/L		06/13/06	SW846 3010A	SW846 6010B
Selenium - TCLP	<	1.0	1.0	1	mg/L		06/09/06	SW846 3010A	SW846 6010B
Silver		3.4	1.1	1	mg/Kg		06/08/06	SW846 3050B	SW846 6010B
Silver - SPLP	<	10	10	1	ug/L		06/13/06	SW846 3010A	SW846 6010B
Silver - TCLP	<	0.25	0.25	1	mg/L		06/09/06	SW846 3010A	SW846 6010B
Percent Solids		93.2	---	1	%		06/08/06	SM M2540G	SM M2540G

All soil results are reported on a dry weight basis unless otherwise noted.

Pace Analytical
Services, Inc.

Analytical Report Number: 872691

1241 Bellevue Street
Green Bay, WI 54302
920-469-2436

Client : FOTH & VAN DYKE
Project Name : KEMC - HUMBOLDT MILL
Project Number : 06W003
Field ID : HA-3

Matrix Type : SOIL
Collection Date : 06/06/06
Report Date : 06/15/06
Lab Sample Number : 872691-003

INORGANICS

Test		Result	EQL	Dilution	Units	Code	Anl Date	Prep Method	Anl Method
Leach Date		DONE		1			06/08/06	SW846 1312	
Leach Date - Conventionals		DONE		1			06/07/06	SW846 1311	
Arsenic		32	2.1	1	mg/Kg		06/08/06	SW846 3050B	SW846 6010B
Arsenic - SPLP	<	20	20	1	ug/L		06/13/06	SW846 3010A	SW846 6010B
Arsenic - TCLP	<	1.0	1.0	1	mg/L		06/09/06	SW846 3010A	SW846 6010B
Barium		18	0.52	1	mg/Kg		06/08/06	SW846 3050B	SW846 6010B
Barium - SPLP		390	5.0	1	ug/L	A	06/13/06	SW846 3010A	SW846 6010B
Barium - TCLP	<	1.0	1.0	1	mg/L		06/09/06	SW846 3010A	SW846 6010B
Cadmium	<	0.52	0.52	1	mg/Kg		06/08/06	SW846 3050B	SW846 6010B
Cadmium - SPLP	<	5.0	5.0	1	ug/L		06/13/06	SW846 3010A	SW846 6010B
Cadmium - TCLP	<	0.25	0.25	1	mg/L		06/09/06	SW846 3010A	SW846 6010B
Chromium		54	0.52	1	mg/Kg		06/08/06	SW846 3050B	SW846 6010B
Chromium - SPLP	<	5.0	5.0	1	ug/L	A	06/13/06	SW846 3010A	SW846 6010B
Chromium - TCLP	<	0.25	0.25	1	mg/L		06/09/06	SW846 3010A	SW846 6010B
Copper		27	1.0	1	mg/Kg		06/08/06	SW846 3050B	SW846 6010B
Copper - SPLP		46	10	1	ug/L	A	06/13/06	SW846 3010A	SW846 6010B
Copper - TCLP	<	0.25	0.25	1	mg/L		06/09/06	SW846 3010A	SW846 6010B
Lead		10	1.0	1	mg/Kg		06/08/06	SW846 3050B	SW846 6010B
Lead - SPLP	<	10	10	1	ug/L		06/13/06	SW846 3010A	SW846 6010B
Lead - TCLP	<	1.0	1.0	1	mg/L		06/09/06	SW846 3010A	SW846 6010B
Mercury		0.016	0.010	1	mg/Kg		06/12/06	SW846 7471A	SW846 7471A
Mercury - SPLP	<	0.20	0.20	1	ug/L		06/13/06	SW846 7470A	SW846 7470A
Mercury - TCLP	<	0.080	0.080	1	mg/L		06/09/06	SW846 7470A	SW846 7470A
Nickel		27	1.0	1	mg/Kg		06/08/06	SW846 3050B	SW846 6010B
Nickel - SPLP		29	10	1	ug/L	A	06/13/06	SW846 3010A	SW846 6010B
Nickel - TCLP	<	0.25	0.25	1	mg/L		06/09/06	SW846 3010A	SW846 6010B
Selenium	<	2.1	2.1	1	mg/Kg		06/08/06	SW846 3050B	SW846 6010B
Selenium - SPLP	<	20	20	1	ug/L		06/13/06	SW846 3010A	SW846 6010B
Selenium - TCLP	<	1.0	1.0	1	mg/L		06/09/06	SW846 3010A	SW846 6010B
Silver	<	1.0	1.0	1	mg/Kg		06/08/06	SW846 3050B	SW846 6010B
Silver - SPLP	<	10	10	1	ug/L		06/13/06	SW846 3010A	SW846 6010B
Silver - TCLP	<	0.25	0.25	1	mg/L		06/09/06	SW846 3010A	SW846 6010B
Percent Solids		95.6	---	1	%		06/08/06	SM M2540G	SM M2540G

All soil results are reported on a dry weight basis unless otherwise noted.

Pace Analytical Services, Inc.

1241 Bellevue Street
Green Bay, WI 54302
920-469-2436
Fax: 920-469-8827

Lab Number	TestGroupID	Field ID	Comment
872691-	M-BA-SP	All Samples	A - This parameter was detected at 300 ug/L in the SPLP Extraction Blank. This concentration can be attributed to background from the filter paper used in the SPLP filtering process. Sample results around this level may be due to procedure background.
872691-	M-CR-SP	All Samples	A - This parameter was detected at 11 ug/L in the SPLP Extraction Blank. This concentration can be attributed to background from the filter paper used in the SPLP filtering process. Sample results around this level may be due to procedure background.
872691-	M-CU-SP	All Samples	A - This parameter was detected at 4.4 ug/L in the SPLP Extraction Blank. This concentration can be attributed to background from the filter paper used in the SPLP filtering process. Sample results around this level may be due to procedure background.
872691-	M-NI-SP	All Samples	A - This parameter was detected at 3.8 ug/L in the SPLP Extraction Blank. This concentration can be attributed to background from the filter paper used in the SPLP filtering process. Sample results around this level may be due to procedure background.

Qualifier Codes

Flag	Applies To	Explanation
A	Inorganic	Analyte is detected in the method blank. Method blank criteria is evaluated to the laboratory method detection limit. Additionally, method blank acceptance may be based on project specific criteria or determined from analyte concentrations in the sample and are evaluated on a sample by sample basis.
B	Inorganic	The analyte has been detected between the method detection limit and the reporting limit.
B	Organic	Analyte is present in the method blank. Method blank criteria is evaluated to the laboratory method detection limit. Additionally, method blank acceptance may be based on project specific criteria or determined from analyte concentrations in the sample and are evaluated on a sample by sample basis.
C	All	Elevated detection limit.
D	All	Analyte value from diluted analysis or surrogate result not applicable due to sample dilution.
E	Inorganic	Estimated concentration due to matrix interferences. During the metals analysis the serial dilution failed to meet the established control limits of 0-10%. The sample concentration is greater than 50 times the IDL for analysis done on the ICP or 100 times the IDL for analysis done on the ICP-MS. The result was flagged with the E qualifier to indicate that a physical interference was observed.
E	Organic	Analyte concentration exceeds calibration range.
F	Inorganic	Due to potential interferences for this analysis by Inductively Coupled Plasma techniques (SW-846 Method 6010), this analyte has been confirmed by and reported from an alternate method.
F	Organic	Surrogate results outside control criteria.
G	All	The result is estimated because the concentration is less than the lowest calibration standard concentration utilized in the initial calibration. The method detection limit is less than the reporting limit specified for this project.
H	All	Preservation, extraction or analysis performed past holding time.
HF	Inorganic	This test is considered a field parameter, and the recommended holding time is 15 minutes from collection. The analysis was performed in the laboratory beyond the recommended holding time.
J	All	Concentration detected equal to or greater than the method detection limit but less than the reporting limit.
K	Inorganic	Sample received unpreserved. Sample was either preserved at the time of receipt or at the time of sample preparation.
K	Organic	Detection limit may be elevated due to the presence of an unrequested analyte.
L	All	Elevated detection limit due to low sample volume.
M	Organic	Sample pH was greater than 2
N	All	Spiked sample recovery not within control limits.
O	Organic	Sample received overweight.
P	Organic	The relative percent difference between the two columns for detected concentrations was greater than 40%.
Q	All	The analyte has been detected between the limit of detection (LOD) and limit of quantitation (LOQ). The results are qualified due to the uncertainty of analyte concentrations within this range.
S	Organic	The relative percent difference between quantitation and confirmation columns exceeds internal quality control criteria. Because the result is unconfirmed, it has been reported as a non-detect with an elevated detection limit.
U	All	The analyte was not detected at or above the reporting limit.
V	All	Sample received with headspace.
W	All	A second aliquot of sample was analyzed from a container with headspace.
X	All	See Sample Narrative.
Z	Organics	This compound was separated in the check standard but it did not meet the resolution criteria as set forth in SW846.
&	All	Laboratory Control Spike recovery not within control limits.
*	All	Precision not within control limits.
+	Inorganic	The sample result is greater than four times the spike level: therefore, the percent recovery is not evaluated.
<	All	The analyte was not detected at or above the reporting limit.
1	Inorganic	Dissolved analyte or filtered analyte greater than total analyte; analyses passed QC based on precision criteria.
2	Inorganic	Dissolved analyte or filtered analyte greater than total analyte; analyses failed QC based on precision criteria.
3	Inorganic	BOD result is estimated due to the BOD blank exceeding the allowable oxygen depletion.
4	Inorganic	BOD duplicate precision not within control limits. Due to the 48 hour holding time for this test, it is not practical to reanalyze and try to correct the deficiency.
5	Inorganic	BOD result is estimated due to insufficient oxygen depletion. Due to the 48 hour holding time for this test, it is not practical to reanalyze and try to correct the deficiency.
6	Inorganic	BOD laboratory control sample not within control limits. Due to the 48 hour holding time for this test, it is not practical to reanalyze and try to correct the deficiency.
7	Inorganic	BOD result is estimated due to complete oxygen depletion. Due to the 48 hour holding time for this test, it is not practical to reanalyze and try to correct the deficiency.

Pace Analytical Services, Inc.

Analysis Summary by Laboratory

1241 Bellevue Street
Green Bay, WI 54302

Test Group Name	872691-001	872691-002	872691-003
ARSENIC	B	B	B
ARSENIC - SPLP	B	B	B
ARSENIC - TCLP	B	B	B
BARIUM	B	B	B
BARIUM - SPLP	B	B	B
BARIUM - TCLP	B	B	B
CADMIUM	B	B	B
CADMIUM - SPLP	B	B	B
CADMIUM - TCLP	B	B	B
CHROMIUM	B	B	B
CHROMIUM - SPLP	B	B	B
CHROMIUM - TCLP	B	B	B
COPPER	B	B	B
COPPER - SPLP	B	B	B
COPPER - TCLP	B	B	B
LEAD	B	B	B
LEAD - SPLP	B	B	B
LEAD - TCLP	B	B	B
MERCURY	B	B	B
MERCURY - SPLP	B	B	B
MERCURY - TCLP	B	B	B
NICKEL	B	B	B
NICKEL - SPLP	B	B	B
NICKEL - TCLP	B	B	B
PERCENT SOLIDS	B	B	B
SELENIUM	B	B	B
SELENIUM - SPLP	B	B	B
SELENIUM - TCLP	B	B	B
SILVER	B	B	B
SILVER - SPLP	B	B	B
SILVER - TCLP	B	B	B

Code	Facility	Address	MI Certification
B	Green Bay Lab (Bellevue St)	1241 Bellevue Street, Suite 9 Green Bay, WI 54302	Not Certified

Sample Condition Upon Receipt

Pace Analytical

Client Name: FOTM Project # 872691

Courier: ☐ Fed Ex ☐ UPS ☐ USPS ☐ Client ☐ Commercial ☒ Pace Other_____

Custody Seal on Cooler/Box Present: ☒ yes ☐ no Seals intact: ☒ yes ☐ no

Optional
Proj. Due Date:
Proj. Name:

Packing Material: ☐ Bubble Wrap ☒ Bubble Bags ☐ None ☐ Other_____

Thermometer Used NA Type of Ice: (Wet) Blue None ☒ Samples on ice, cooling process has begun

Cooler Temperature R01 Biological Tissue is Frozen: Yes No

Date and Initials of person examining contents: CS 6/7/06 ALY 6-7-06

Temp should be above freezing to 6°C

		Comments:
Chain of Custody Present:	☒Yes ☐No ☐N/A	1.
Chain of Custody Filled Out:	☒Yes ☐No ☐N/A	2.
Chain of Custody Relinquished:	☒Yes ☐No ☐N/A	3.
Sampler Name & Signature on COC:	☒Yes ☐No ☐N/A	4.
Samples Arrived within Hold Time:	☒Yes ☐No ☐N/A	5.
Short Hold Time Analysis (<72hr):	☐Yes ☒No ☐N/A	6.
Rush Turn Around Time Requested:	☐Yes ☒No ☐N/A	7.
Sufficient Volume:	☒Yes ☐No ☐N/A	8.
Correct Containers Used:	☒Yes ☐No ☐N/A	9.
-Pace Containers Used:	☒Yes ☐No ☐N/A	
Containers Intact:	☒Yes ☐No ☐N/A	10.
Filtered volume received for Dissolved tests	☐Yes ☐No ☒N/A	11.
Sample Labels match COC:	☒Yes ☐No ☐N/A	12.
-Includes date/time/ID/Analysis Matrix: S		
All containers needing preservation have been checked.	☐Yes ☐No ☒N/A	13.
All containers needing preservation are found to be in compliance with EPA recommendation.	☐Yes ☐No ☒N/A	
exceptions: VOA, coliform, TOC, O&G, WI-DRO (water)	☐Yes ☐No	Initial when completed
Samples checked for dechlorination:	☐Yes ☐No ☒N/A	14.
Headspace in VOA Vials (>6mm):	☐Yes ☐No ☒N/A	15.
Trip Blank Present:	☐Yes ☒No ☐N/A	16.
Trip Blank Custody Seals Present	☐Yes ☐No ☒N/A	
Pace Trip Blank Lot # (if purchased):_____		

Client Notification/ Resolution: Field Data Required? Y / N

Person Contacted: _____ Date/Time: _____

Comments/ Resolution: _____

Project Manager Review: KK for TN **Date:** 6/5/06

Note: Whenever there is a discrepancy affecting North Carolina compliance samples, a copy of this form will be sent to the North Carolina DEHNR Certification Office (i.e out of hold, incorrect preservative, out of temp, incorrect containers)

Pace Analytical®

CHAIN-OF-CUSTODY / Analytical Request Document

The Chain-of-Custody is a LEGAL DOCUMENT. All relevant fields must be completed accurately.

Page: of 915926

Section A Required Client Information:

Company	Foth + Van Dyke
Address	2737 S. Ridge Rd
	Green Bay, WI 54307
Email To:	jkesy@foth.com
Phone	920-497-2500
Fax	920-497-8516
Requested Due Date/TAT:	6/14/06

Section B Required Project Information:

Report To:	Janis Kesy
Copy To:	
Purchase Order No.:	
Project Name:	Kimberly - Humboldt Mill
Project Number:	06-003

Section C Invoice Information:

Attention:	Janis Kesy
Company Name:	Foth + Van Dyke
Address:	2737 S. Ridge Rd
Pace Quote Reference:	
Pace Project Manager:	
Pace Profile #:	

REGULATORY AGENCY

☐ NPDES ☐ GROUND WATER ☐ DRINKING WATER
☐ UST ☐ RCRA ☐ Other_____

SITE LOCATION ☐GA ☐IL ☐IN ☒MI ☐MN ☐NC ☐OH ☐SC ☐WI ☐OTHER _____

Section D Required Client Information

Valid Matrix Codes

MATRIX	CODE
DRINKING WATER	DW
WATER	WT
WASTE WATER	WW
PRODUCT	P
SOIL/SOLID	SL
OIL	OL
WIPE	WP
AIR	AR
OTHER	OT
TISSUE	TS

ITEM #	SAMPLE ID (One Character per box. (A-Z, 0-9 / -) Samples IDs MUST BE UNIQUE)	MATRIX CODE	SAMPLE TYPE G=GRAB C=COMP	COMPOSITE START DATE	COMPOSITE START TIME	COMPOSITE END/GRAB DATE	COMPOSITE END/GRAB TIME	SAMPLE TEMP AT COLLECTION	# OF CONTAINERS	Unpreserved	H_2SO_4	HNO_3	HCl	NaOH	$Na_2S_2O_3$	Methanol	Other	RCRA metals total	NH3 - total	TCLP metals - RCRA	SPLP metals - RCRA	TCLP - NH3 - Cu	SPLP - NH3 - Cu	Residual Chlorine (Y/N)	Pace Project Number / Lab I.D
1	HA-1 001	SL				6/6/06	1410		4	X								X	X	X	X	X	X		872691 4-8 oz Ambers
2	HA-2 002	SL				6/6/06	1440		4	X								X	X	X	X	X	X		
3	HA-3 003	SL				6/6/06	1500		4	X								X	X	X	X	X	X		
4																									
5																									
6																									
7																									
8																									
9																									
10																									
11																									
12																									

Filtered (Y/N)

Requested Analysis:

Additional Comments:

RELINQUISHED BY / AFFILIATION	DATE	TIME	ACCEPTED BY / AFFILIATION	DATE	TIME
Janis Kesy - Foth	6/7/06	0845	Gilson Express Courier	6/7/06	13:10
Clay Express Courier	6/7/06	13:30	C. Schlueter	6/7	1330

SAMPLE CONDITION

Temp in °C	Received on Ice Y/N	Custody Sealed Cooler Y/N	Samples Intact Y/N
RDI	(Y)	(Y)	(Y)
	Y/N	Y/N	Y/N
	Y/N	Y/N	Y/N

SAMPLER NAME AND SIGNATURE

PRINT Name of SAMPLER: Janis Kesy

SIGNATURE of SAMPLER: Janis Kesy

DATE Signed (MM / DD / YY): 6/7/06

SEE REVERSE SIDE FOR INSTRUCTIONS

ALLQ020rev.3,31Mar05

Pace Analytical Services, Inc.

1241 Bellevue Street
Green Bay, WI 54302
920-469-2436
Fax: 920-469-8827

QC Summary

Batch: 872691
Lab Section: METALS
QC Batch Number: 11853
Prep Method: SW846 3050B
Analytical Method: SW846 6010B

QC Type	Client Sample ID	Lab Sample ID
MB	MBSMTG1912-40	MBSMTG1912-40
LCS	LCSSMTG1912-40	LCSSMTG1912-40
MS	872697-001MS	872697-001MS
MSD	872697-001MSD	872697-001MSD

Client Sample ID	Lab Sample ID	MB ID
HA-1	872691-001	MB
HA-3	872691-003	MB
HA-2	872691-002	MB

Test Name	Method Blank Result	Conc	LCS Spiked Conc	LCS Recovery Conc	%	C	LCSD Spiked Conc	LCSD Recovery Conc	%	C	LCS/LCSD RPD %	C	LCS/LCSD Control Limits LCL %	UCL %	RPD %	Parent Sample Number	Parent Result	Conc	MS Spiked Conc	MS Recovery Conc	%	C	MSD Spiked Conc	MSD Recovery Conc	%	C	MS/MSD RPD %	C	MS/MSD Control Limits LCL %	UCL %	RPD %
Arsenic	<	2	50.0	49.5	99.0		---	---	---		---		80	120	20	872697-001		2.51	52.0	48.3	88.0		52.0	56	102.7		14.7		75	125	20
Barium	<	0.5	50.0	45.4	90.8		---	---	---		---		80	120	20	872697-001		24.0	52.0	64.8	78.4		52.0	66.3	81.2		2.2		75	125	20
Cadmium	<	0.5	50.0	47.3	94.7		---	---	---		---		80	120	20	872697-001		0.0837	52.0	45.3	86.8		52.0	46.6	89.3		2.9		75	125	20
Chromium	<	0.5	50.0	52.8	105.6		---	---	---		---		80	120	20	872697-001		12.7	52.0	60	90.7		52.0	66.9	104.1		11.0		75	125	20
Copper	<	1	50.0	47.3	94.6		---	---	---		---		80	120	20	872697-001		9.28	52.0	50.5	79.2		52.0	58.6	94.8		14.9		75	125	20
Lead	<	1	50.0	50.3	100.7		---	---	---		---		80	120	20	872697-001		7.71	52.0	54.8	90.5		52.0	62	104.4		12.4		75	125	20
Nickel	<	1	50.0	49.3	98.6		---	---	---		---		80	120	20	872697-001		7.79	52.0	50.8	82.7		52.0	58.2	97.0		13.6		75	125	20
Selenium	<	2	50.0	48.5	97.1		---	---	---		---		80	120	20	872697-001	<	0.84	52.0	48.4	93.0		52.0	49.8	95.6		2.8		75	125	20
Silver	<	1	25.0	23.6	94.5		---	---	---		---		80	120	20	872697-001	<	0.25	26.0	23.4	90.0		26.0	24.6	94.5		4.9		75	125	20

Conc = mg/Kg unless otherwise noted
C = QC Code, see Qualifer Sheet
Parent Result is reported down to MDL in order to allow Validation of this worksheet
The %R and RPD results are calculated from raw data values with more significant figures than are reported on this form.

Report Date: 10/10/2006
QC Batch Number: 11853

Pace Analytical Services, Inc.

1241 Bellevue Street
Green Bay, WI 54302
920-469-2436
Fax: 920-469-8827

QC Summary

Batch: 872691
Lab Section: METALS
QC Batch Number: 11866
Prep Method: SW846 3010A
Analytical Method: SW846 6010B

QC Type	Client Sample ID	Lab Sample ID
MB	MBTMTG1911-36	MBTMTG1911-36
LCS	LCSTMTG1911-36	LCSTMTG1911-36
MS	HA-1MS	872691-001MS
MS	872678-001MS	872678-001MS
MSD	HA-1MSD	872691-001MSD

Client Sample ID	Lab Sample ID	MB ID
HA-1	872691-001	MB
HA-3	872691-003	MB

Client Sample ID	Lab Sample ID	MB ID
HA-2	872691-002	MB

Test Name	Method Blank Result	Conc	LCS Spiked Conc	LCS Recovery Conc	%	C	LCSD Spiked Conc	LCSD Recovery Conc	%	C	LCS/LCSD RPD %	C	LCS/LCSD Control Limits LCL %	UCL %	RPD %	Parent Sample Number	Parent Result	Conc	MS Spiked Conc	MS Recovery Conc	%	C	MSD Spiked Conc	MSD Recovery Conc	%	C	MS/MSD RPD %	C	MS/MSD Control Limits LCL %	UCL %	RPD %
Arsenic - TCLP	<	0.2	0.50	0.48	96.1		---	---	---		---		80	120	20	872678-001	<	0.038	2.5	2.4	97.0		---	---	---		---		75	125	20
Barium - TCLP	<	0.2	0.50	0.5	100		---	---	---		---		80	120	20	872678-001		1.7	2.5	4	94.2		---	---	---		---		75	125	20
Cadmium - TCLP	<	0.05	0.50	0.49	98.9		---	---	---		---		80	120	20	872678-001		0.083	2.5	2.4	92.9		---	---	---		---		75	125	20
Chromium - TCLP	<	0.05	0.50	0.48	95.8		---	---	---		---		80	120	20	872678-001		0.058	2.5	2.3	89.0		---	---	---		---		75	125	20
Lead - TCLP	<	0.2	0.50	0.49	97.9		---	---	---		---		80	120	20	872678-001		0.044	2.5	2.3	91.3		---	---	---		---		75	125	20
Selenium - TCLP	<	0.2	0.50	0.48	96.3		---	---	---		---		80	120	20	872678-001	<	0.042	2.5	2.4	97.8		---	---	---		---		75	125	20
Silver - TCLP	<	0.05	0.25	0.24	96.5		---	---	---		---		80	120	20	872678-001	<	0.013	1.2	1.2	99.2		---	---	---		---		75	125	20
Arsenic - TCLP	<	0.2	0.50	0.48	96.1		---	---	---		---		80	120	20	872691-001	<	0.038	2.5	2.5	98.7		2.5	2.4	94.1		4.8		75	125	20
Barium - TCLP	<	0.2	0.50	0.5	100		---	---	---		---		80	120	20	872691-001		0.36	2.5	2.8	99.7		2.5	2.8	96.1		3.2		75	125	20
Cadmium - TCLP	<	0.05	0.50	0.49	98.9		---	---	---		---		80	120	20	872691-001		0.0097	2.5	2.5	97.9		2.5	2.3	93.4		4.6		75	125	20
Chromium - TCLP	<	0.05	0.50	0.48	95.8		---	---	---		---		80	120	20	872691-001		0.15	2.5	2.5	93.3		2.5	2.4	90.0		3.4		75	125	20
Copper - TCLP	<	0.05	0.50	0.49	98.9		---	---	---		---		80	120	20	872691-001		1.3	2.5	3.7	98.0		2.5	3.7	97.5		0.3		75	125	20
Lead - TCLP	<	0.2	0.50	0.49	97.9		---	---	---		---		80	120	20	872691-001	<	0.017	2.5	2.4	96.3		2.5	2.3	92.3		4.3		75	125	20
Nickel - TCLP	<	0.05	0.50	0.49	97.9		---	---	---		---		80	120	20	872691-001		1.7	2.5	4	92.0		2.5	4.1	92.6		0.4		75	125	20
Selenium - TCLP	<	0.2	0.50	0.48	96.3		---	---	---		---		80	120	20	872691-001	<	0.042	2.5	2.5	99.2		2.5	2.4	95.1		4.2		75	125	20
Silver - TCLP	<	0.05	0.25	0.24	96.5		---	---	---		---		80	120	20	872691-001	<	0.013	1.2	1.2	99.0		1.2	1.2	94.7		4.4		75	125	20

Conc = mg/L unless otherwise noted
C = QC Code, see Qualifer Sheet
Parent Result is reported down to MDL in order to allow Validation of this worksheet
The %R and RPD results are calculated from raw data values with more significant figures than are reported on this form.

Report Date: 10/10/2006
QC Batch Number: 11866

Pace Analytical Services, Inc.

1241 Bellevue Street
Green Bay, WI 54302
920-469-2436
Fax: 920-469-8827

QC Summary

Batch: 872691
Lab Section: METALS
QC Batch Number: 11896
Prep Method: SW846 7470A
Analytical Method: SW846 7470A

QC Type	Client Sample ID	Lab Sample ID
MB	MBWMTG1845-65	MBWMTG1845-65
MB	MBTMTG1845-65	MBTMTG1845-65
LCS	LCSWMTG1845-65	LCSWMTG1845-65
LCS	LCSTMTG1845-65	LCSTMTG1845-65
MS	872696-033MS	872696-033MS
MS	HA-1MS	872691-001MS
MS	872678-001MS	872678-001MS
MSD	872696-033MSD	872696-033MSD
MSD	HA-1MSD	872691-001MSD
MSD	872678-001MSD	872678-001MSD

Client Sample ID	Lab Sample ID	MB ID
HA-1	872691-001	MB
HA-3	872691-003	MB

Client Sample ID	Lab Sample ID	MB ID
HA-2	872691-002	MB

Test Name	Method Blank Result Conc	LCS Spiked Conc	LCS Recovery Conc	LCS Recovery %	LCS Recovery C	LCSD Spiked Conc	LCSD Recovery Conc	LCSD Recovery %	LCSD Recovery C	LCS/LCSD RPD %	LCS/LCSD RPD C	LCS/LCSD Control Limits LCL %	LCS/LCSD Control Limits UCL %	LCS/LCSD Control Limits RPD %	Parent Sample Number	Parent Result Conc	MS Spiked Conc	MS Recovery Conc	MS Recovery %	MS Recovery C	MSD Spiked Conc	MSD Recovery Conc	MSD Recovery %	MSD Recovery C	MS/MSD RPD %	MS/MSD RPD C	MS/MSD Control Limits LCL %	MS/MSD Control Limits UCL %	MS/MSD Control Limits RPD %
Mercury - TCLP	< 0.2	5.0	4.8	95.5		---	—	—		—		85	115	20	872678-001	< 0.029	2.0	1.9	95.9		2.0	1.9	95.6		0.3		85	115	20
Mercury - TCLP	< 0.2	5.0	4.8	95.5		---	—	—		—		85	115	20	872691-001	< 0.029	2.0	1.9	94.6		2.0	1.9	95.3		0.7		85	115	20

Conc = ug/L unless otherwise noted
C = QC Code, see Qualifer Sheet
Parent Result is reported down to MDL in order to allow Validation of this worksheet
The %R and RPD results are calculated from raw data values with more significant figures than are reported on this form.

Report Date: 10/10/2006
QC Batch Number: 11896

Pace Analytical Services, Inc.

1241 Bellevue Street
Green Bay, WI 54302
920-469-2436
Fax: 920-469-8827

QC Summary

Batch: 872691
Lab Section: METALS
QC Batch Number: 11947
Prep Method: SW846 7471A
Analytical Method: SW846 7471A

QC Type	Client Sample ID	Lab Sample ID
MB	MBSMTG1847-58	MBSMTG1847-58
LCS	LCSSMTG1847-58	LCSSMTG1847-58
MS	872762-001MS	872762-001MS
MSD	872762-001MSD	872762-001MSD

Client Sample ID	Lab Sample ID	MB ID
HA-1	872691-001	MB
HA-3	872691-003	MB

Client Sample ID	Lab Sample ID	MB ID
HA-2	872691-002	MB

Test Name	Method Blank Result Conc	LCS Spiked Conc	LCS Recovery Conc	LCS Recovery %	LCS Recovery C	LCSD Spiked Conc	LCSD Recovery Conc	LCSD Recovery %	LCSD Recovery C	LCS/LCSD RPD %	LCS/LCSD RPD C	LCS/LCSD Control Limits LCL %	LCS/LCSD Control Limits UCL %	LCS/LCSD Control Limits RPD %	Parent Sample Number	Parent Result Conc	MS Spiked Conc	MS Recovery Conc	MS Recovery %	MS Recovery C	MSD Spiked Conc	MSD Recovery Conc	MSD Recovery %	MSD Recovery C	MS/MSD RPD %	MS/MSD RPD C	MS/MSD Control Limits LCL %	MS/MSD Control Limits UCL %	MS/MSD Control Limits RPD %
Mercury	< 0.01	0.25	0.26	102.9		—	—	—		—		85	115	20	872762-001	0.022	0.29	0.31	101.6		0.29	0.32	103.8		1.9		85	115	20

Conc = mg/Kg unless otherwise noted
C = QC Code, see Qualifer Sheet
Parent Result is reported down to MDL in order to allow Validation of this worksheet
The %R and RPD results are calculated from raw data values with more significant figures than are reported on this form.

Report Date: 10/10/2006
QC Batch Number: 11947

Pace Analytical Services, Inc.

1241 Bellevue Street
Green Bay, WI 54302
920-469-2436
Fax: 920-469-8827

QC Summary

Batch: 872691
Lab Section: METALS
QC Batch Number: 11974
Prep Method: SW846 3010A
Analytical Method: SW846 6010B

QC Type	Client Sample ID	Lab Sample ID
MB	MBTMTG1911-40	MBTMTG1911-40
MB	MBSPMTG1911-40	MBSPMTG1911-40
LCS	LCSTMTG1911-40	LCSTMTG1911-40
LCS	LCSSPMTG1911-40	LCSSPMTG1911-40
MS	872846-001MS	872846-001MS
MS	HA-1MS	872691-001MS
MSD	872846-001MSD	872846-001MSD
MSD	HA-1MSD	872691-001MSD

Client Sample ID	Lab Sample ID	MB ID
HA-1	872691-001	MB
HA-3	872691-003	MB

Client Sample ID	Lab Sample ID	MB ID
HA-2	872691-002	MB

Test Name	Method Blank Result	Conc	LCS Spiked Conc	LCS Recovery Conc	LCS Recovery %	C	LCSD Spiked Conc	LCSD Recovery Conc	LCSD Recovery %	C	LCS/LCSD RPD %	C	LCS/LCSD Control Limits LCL %	UCL %	RPD %	Parent Sample Number	Parent Result	Conc	MS Spiked Conc	MS Recovery Conc	MS Recovery %	C	MSD Spiked Conc	MSD Recovery Conc	MSD Recovery %	C	MS/MSD RPD %	C	MS/MSD Control Limits LCL %	UCL %	RPD %
Arsenic - SPLP	<	20	500.0	502.7	100.5		—	—	—		—		80	120	20	872691-001		197.6	500.0	695.1	99.5		500.0	667.9	94.1		4.0		75	125	20
Barium - SPLP	<	5	500.0	493.5	98.7		—	—	—		—		80	120	20	872691-001		285.4	500.0	777.3	98.4		500.0	751.9	93.3		3.3		75	125	20
Cadmium - SPLP	<	5	500.0	498.2	99.6		—	—	—		—		80	120	20	872691-001		15.28	500.0	479.1	92.8		500.0	468.6	90.7		2.2		75	125	20
Chromium - SPLP	<	5	500.00	526.3	105.3		—	—	—		—		80	120	20	872691-001		1720.7	500.00	2212.4	98.3		500.00	2127.8	81.4		3.9		75	125	20
Copper - SPLP	<	10	500.000	495.6	99.1		—	—	—		—		80	120	20	872691-001		11183.3	500.000	11834.6	130.3	+	500.000	11329	29.1	+	4.4		75	125	20
Lead - SPLP	<	10	500.0	504.5	100.9		—	—	—		—		80	120	20	872691-001		36.76	500.0	508.5	94.3		500.0	495.2	91.7		2.6		75	125	20
Nickel - SPLP	<	10	500.00	500.4	100.1		—	—	—		—		80	120	20	872691-001		2608.8	500.00	3083.2	94.9	+	500.00	2970.8	72.4	+	3.7		75	125	20
Selenium - SPLP	<	20	500.0	514	102.8		—	—	—		—		80	120	20	872691-001	<	8.3	500.0	506.5	101.3		500.0	498.2	99.6		1.7		75	125	20
Silver - SPLP	<	10	250.0	245	98.0		—	—	—		—		80	120	20	872691-001	<	2.6	250.0	243.7	97.5		250.0	237.8	95.1		2.5		75	125	20

Conc = ug/L unless otherwise noted
C = QC Code, see Qualifer Sheet
Parent Result is reported down to MDL in order to allow Validation of this worksheet
The %R and RPD results are calculated from raw data values with more significant figures than are reported on this form.

Report Date: 10/10/2006
QC Batch Number: 11974

Pace Analytical Services, Inc.

1241 Bellevue Street
Green Bay, WI 54302
920-469-2436
Fax: 920-469-8827

QC Summary

Batch: 872691
Lab Section: METALS
QC Batch Number: 11982
Prep Method: SW846 7470A
Analytical Method: SW846 7470A

QC Type	Client Sample ID	Lab Sample ID
MB	MBWMTG1845-66	MBWMTG1845-66
MB	MBSPMTG1845-66	MBSPMTG1845-66
LCS	LCSWMTG1845-66	LCSWMTG1845-66
LCS	LCSSPMTG1845-66	LCSSPMTG1845-66
MS	872782-002MS	872782-002MS
MS	HA-1MS	872691-001MS
MSD	872782-002MSD	872782-002MSD
MSD	HA-1MSD	872691-001MSD

Client Sample ID	Lab Sample ID	MB ID
HA-1	872691-001	MB
HA-3	872691-003	MB

Client Sample ID	Lab Sample ID	MB ID
HA-2	872691-002	MB

Test Name	Method Blank Result Conc	LCS Spiked Conc	LCS Recovery Conc	LCS Recovery %	C	LCSD Spiked Conc	LCSD Recovery Conc	LCSD Recovery %	C	LCS/LCSD RPD %	C	LCS/LCSD Control Limits LCL %	UCL %	RPD %	Parent Sample Number	Parent Result Conc	MS Spiked Conc	MS Recovery Conc	MS Recovery %	C	MSD Spiked Conc	MSD Recovery Conc	MSD Recovery %	C	MS/MSD RPD %	C	MS/MSD Control Limits LCL %	UCL %	RPD %
Mercury - SPLP	< 0.2	5.0	5.3	105.5		--	--	--		--		85	115	20	872691-001	< 0.072	5.0	4.9	97.5		5.0	4.9	97.3		0.2		85	115	20

Conc = ug/L unless otherwise noted
C = QC Code, see Qualifer Sheet
Parent Result is reported down to MDL in order to allow Validation of this worksheet
The %R and RPD results are calculated from raw data values with more significant figures than are reported on this form.

Report Date: 10/10/2006
QC Batch Number: 11982